



2024 MEDIA GUIDE

TAMPA BAY RAYS



2024 RAYS PROMO SCHEDULE

ALL FAN GIVEAWAYS

DATE	OPPONENT	GIVEAWAY ITEM
March 28	Blue Jays	Schedule Magnet
March 31	Blue Jays	Jose Siri Replica Necklace PRESENTED BY DEX IMAGING
April 14	Giants	Dave Wills Tropical Shirt PRESENTED BY CROWN AUTOMOTIVE GROUP
May 24	Royals	Skateboard Deck Art PRESENTED BY BALLY SPORTS
June 8	Orioles	Pride Jersey PRESENTED BY CHEVROLET
June 30	Nationals	Yandy Díaz Bobblehead PRESENTED BY BAYFRONT HEALTH
July 12	Guardians	Randy Arozarena Streetwear Shirt
July 28	Reds	Pete Fairbanks Bobblehead PRESENTED BY TAKE 5 OIL CHANGE
Aug 9	Orioles	Flappy Boi Zip-Up Hoodie PRESENTED BY SPECTRUM
Aug 16	Diamondbacks	Devil Rays Sherpa Bucket Hat PRESENTED BY FLORIDA DEPARTMENT OF TRANSPORTATION
Sep 1	Padres	Fred McGriff Bobblehead PRESENTED BY DEX IMAGING

KIDS GIVEAWAYS

DATE	OPPONENT	GIVEAWAY ITEM
May 5	Mets	Randy Arozarena Luchador Mask
May 12	Yankees	Friendship Bracelet Kit PRESENTED BY BALLY SPORTS
May 26	Royals	Josh Lowe Sunglasses PRESENTED BY TROPICANA
June 9	Orioles	Isaac Paredes Socks PRESENTED BY MORGAN AUTOMOTIVE GROUP
July 14	Guardians	Sneaker Keychain
Aug 11	Orioles	Shoe Charms PRESENTED BY DUKE ENERGY

ALL FAN GIVEAWAYS ARE FOR THE FIRST 12,000 FANS. KIDS GIVEAWAY ARE FOR THE FIRST 5,000 FANS 14 AND UNDER. VISIT [RAYSBASEBALL.COM](https://www.raysbaseball.com) FOR PROMOTIONAL SCHEDULE DETAILS. PROMOTIONAL SCHEDULE SUBJECT TO CHANGE.



TABLE OF CONTENTS

ORGANIZATION 3

Front Office Directory	4
Business Operations	8
Baseball Operations	17
Rays in the Community	25
Here to Stay	28

COACHES & STAFF 30

Cash, Kevin	31
Francisco, Tomas	36
Johns, Michael	37
Knapp, Rick	39
Linares, Rodney	40
Moncada, Jorge	42
Mottola, Chad	43
North, Brady	45
Snyder, Kyle	46
Williams, Brady	48
Major League Staff	50
Team Doctors	57

40-MAN ROSTER 58

Adam, Jason	59
Alexander, Tyler	63
Aranda, Jonathan	66
Armstrong, Shawn	70
Arozarena, Randy	74
Basabe, Osleivis	81
Baz, Shane	83
Bradley, Taj	86
Caballero, José	89
Caminero, Junior	92
Civale, Aaron	95
Cleavinger, Garrett	99
Curet, Yoniel	102
DeLuca, Jonny	104
Devenski, Chris	107
Diaz, Yandy	112
Eflin, Zach	119
Fairbanks, Pete	125
Franco, Wander	130
Jones, Greg	134
Kelly, Kevin	136

Littell, Zack	139
Lopez, Jacob	144
Lowe, Brandon	146
Lowe, Josh	152
Maton, Phil	156
McClanahan, Shane	159
Mead, Curtis	165
Palacios, Richie	168
Paredes, Isaac	171
Pepiot, Ryan	176
Pinto, René	179
Poche, Colin	182
Ramírez, Harold	186
Rasmussen, Drew	191
Rodríguez, Manuel	195
Rosario, Amed	198
Shenton, Austin	203
Siri, Jose	205
Springs, Jeffrey	209
Waguespack, Jacob	213
Walls, Taylor	215
White, Colby	219

NON-ROSTER INVITES 221

How the Rays Were Built	222
Spring Training Roster	223
Non-Roster Players	224

RECORDS & HISTORY 268

Team Records	269
Individual Records	276
Rookie Records	281
Career Leaders	282
Single-Season Leaders	285
Rays Records at Tropicana Field	288
Opponent Leaders vs. TB	290
Monthly Records	291
Fielding Records	294
Home Run Records	297
Attendance Records	302
Miscellaneous Records	304
Award Winners	309
Streaks & Opponents	313

All-Time Roster (Alphabetical)	314
All-Time Roster (Numerical)	317
All-Time Coaches	322
All-Time Trades	323
Yearly Comparison	329
Season Summaries	331
Rays Chronology	334
Opening Day Lineups	339
Historic Box Scores	342
Historic Firsts	344
MLB in St. Petersburg	345
2023 Postseason Review	346
2022 Postseason Review	348
2021 Postseason Review	350
2020 Postseason Review	352
2019 Postseason Review	354
2013 Postseason Review	356
2011 Postseason Review	358
2010 Postseason Review	360
2008 Postseason Review	362

OPPONENTS 364

MINOR LEAGUE OPS. 375

Player Development & Staff	376
Affiliates	378
Schedules	387
Single-Season Leaders	388
Awards & Honors	389
Minor League Players	392
Scouting Staff & Int'l. Ops.	447
First-Year Player Draft History	452

BROADCAST INFO 454

Remembering Dave Willis	460
-------------------------	-----

TROPICANA FIELD & MISC. 463

Tropicana Field Information	464
Charlotte Sports Park Information	466
Spring Training 2024	467
Hall of Fame & Museum	468
Rays Hall of Fame	469
Baseball Communications Staff	475

The 2024 Rays Media Guide was published by the Rays Baseball Communications department: Jason Wallace, Elvis Martinez, Jack Eidelberg, Jared Tennant, Sterling Bright, Allison Schubert, Travis Leonardi and Natasha Malone. Layout and design by Erik Ruiz, Jack Eidelberg and Jared Tennant. Additional data provided by the National Baseball Hall of Fame, Elias Sports Bureau, Stats LLC and Baseball Reference. Printed by Allegra Marketing in Tampa. Front and back cover photos by Davida Franklin / Tampa Bay Rays, Warren Hypes / Tampa Bay Rays and Will Vragovic / Tampa Bay Rays.




DID YOU KNOW?

162 Landing	225	Local Rays Players	300
All-Star Balloting	389	Minor League Records, Best Since 2021	391
All-Star Games	232	MLB World Tour	57
Balanced Schedule	48	Non-Roster Invites on Opening Day Roster	382
Birthdays	69	Organization Cycles	311
Catwalks	143	Organization Hitting Streaks	385
Community Leaders	381	Organization League Champs	390
Cuba and the Rays	267	Organization League MVPs	49
Debut, Rays to Win MLB	293	Organization No-Hitters	292
Doubleheaders, 7-Inning	253	Original Rays	338
Doubleheaders, All-Time	283	Pitch Timer	259
Draft, 2024 First-Year Player	452	Postseason Leaders	457
Ejection Leaders, All-Time	288	Qualifying Numbers	243
Employee Community Outreach Team (ECOT)	10	Reiner, Andrés	386
Erik Walker Community Champion	341	Roberto Clemente Award	289
Executive, Top Baseball	17	Rookie Qualifications	263
Expansion Draft Selections	167	Save Rule	42
Extra-Inning Rules	239	Service Time with Rays, Longest	270
Former Rays to Manage	322	Shortened Seasons	254
Ground Rules, Tropicana Field	447	Smith, Paul C. and Lopez, Al	294
Holidays, Rays Records on	230	Special Seats	9
Home Run, First At-Bat as Ray	296	Spring Training Invites	250
Home Run, First PA at Tropicana Field	291	Statistics, How to Figure	475
Home Runs, Both Sides of Plate	247	Steal Home, Rays to	286
Home Runs, Rays Touch Tank	302	Three-Batter Minimum	265
Homegrown Rays	103	Triple Plays	308
Hurricanes	178	Waiver Rules	256
Instant Replay	261	Youngest Rays to Debut	377
International MLB Players	257		



RAYS ORGANIZATION



WILL VRAGOVIC / TAMPA BAY RAYS

ORGANIZATION

COACHES & STAFF

40-MAN ROSTER

NON-ROSTER INVITES

RECORDS & HISTORY

OPPONENTS

MINOR LEAGUE OPERATIONS

BROADCAST INFORMATION

TROPHICANA FIELD & MISC.

DIR., BUILDING OPERATIONS
Chris Raineri
DIR., STADIUM OPERATIONS
Mike Ferrario
MGR., EVENT BOOKING
Nicole Bleess
MGR., BUILDING OPERATIONS
Nathaniel Kuusela
MGR., SECURITY
Cliff Legg
MGR., STADIUM OPERATIONS
Megan Paul
SR. COORD., RISK MANAGEMENT
Isaac DeTemple
COMMERCIAL TECHNICIAN
Daniel Force
CONVERSION TECHNICIAN
Gregory Johnson, Steve Teubert
PLUMBER
Sean Campbell
SR. COORD., PARKING OPERATIONS
Richard Betancourt
COORD., STADIUM OPERATIONS
Alexis Malouf
COORD., SECURITY
Patrick McCallion
SECURITY GUARD
Vinny Paolozzi

STRATEGY & DEVELOPMENT

SR. DIR., STRATEGY & ANALYTICS
Brennan DiChiara
DIR., CONCESSIONS & RETAIL
Sanford Sternberg
MGR., DATA STRATEGY
Juan Dominguez
MGR., STRATEGY & ANALYTICS
Chandler Dempsey, Jarred Robidoux

TICKET SALES & SERVICE

DIR., TICKET SALES
Jeane Drury, Ryan Sullivan
DIR., TICKET SERVICES AND TECHNOLOGY
Matt Fitzpatrick
DIR., TICKET OPERATIONS
Ken Mallory
DIR., TICKETING & DIGITAL
Jimmy Reed
MGR., TICKET SALES
Carson Echelmeyer
MGR., TICKET OPERATIONS
Karen Jones
MGR., TICKET SERVICES & TECHNOLOGY
Alexa Restante
MGR., SEASON MEMBERSHIP SERVICES
Taylor Roane
SR. COORD., TICKET SALES
Victor Hagenbucher

ACCOUNT EXECUTIVE, GROUP SALES
George Collins, Daniel Schonborn
SEASON MEMBERSHIP SERVICES SPECIALISTS
Jared Consiglio, Zachary Grundt, Steven Long
TICKET SALES ACCOUNT EXECUTIVES
Lindsay Auld, Joshua Chriqui, Brandon, Harnick, Rafaela Lazala, Lauren Mullen, Jared Tomasso, Brandon Wu
TICKET SALES REPRESENTATIVES
Michael Lombardo, Jacob Parhamovich, Francesco Pucci, Heather Turner
COORD., GROUP SALES
Bailela Mitchell
COORD., TICKET SERVICES AND TECHNOLOGY
Jordon Murrell
COORD., DIGITAL EXPERIENCE
Erik Peksens
COORD., TICKET OPERATIONS
Alec Podock
RECEPTIONIST
Claudine Schubert

OWNERSHIP

Stuart Sternberg (Principal Owner), Andrew Cader, Randy Frankel, Gary Goldring, Robert Kleinert, Stephen Levick, MacDougald Family Limited Partnership, Gary Markel, Timothy Mullen, Arthur Nagle, Daniel O'Connell, Frank Richardson, Thomas Sansone, Stephen Waters



WILL VRAGOVIC / TAMPA BAY RAYS



BUSINESS OPERATIONS



STUART STERNBERG / PRINCIPAL OWNER

Principal Owner Stuart Sternberg enters his 20th season with the Tampa Bay Rays. He joined as a general partner of the franchise in 2004 and became its principal owner after the 2005 season. Sternberg decided to rebrand the franchise to the Rays prior to the 2008 season. It marked the beginning of a new era for the Tampa Bay Rays.

In the 15 seasons since then, the Rays own the fourth-best record in baseball at 1,267-1,062 (.544) and have made eight trips to the postseason, including four AL East division titles (2021, 2020, 2010, 2008) and two World Series appearances (2020, 2008). During this span, only three clubs (Dodgers, Yankees, Cardinals) have reached the postseason more often than the Rays, and only four (Astros, Dodgers, Giants, Phillies) have competed in more

World Series. This success comes after the Devil Rays amassed the majors' worst record at 645-972 (.399) over the club's first decade of existence.

"Sternberg is the connective tissue running through the two [World Series] teams," wrote Richard Justice on MLB.com. "His taking over the Rays in 2005 began one of the great turnarounds in baseball history, from one of the least successful franchises to one of the best."

Sternberg has built an organization that encourages experimentation and nurtures new ideas. In 2008, 2019 and again in 2021, *Baseball America* named the Rays its MLB Organization of the Year. This environment has cultivated some of the top leadership talent across the game, including numerous managers and general managers for both small- and large-market teams.

"You want to know why they have so many innovative strategies?" wrote *Tampa Bay Times* columnist John Romano. "Because owner Stu Sternberg is not constantly looking over their shoulders, tallying up every success and failure."

Sternberg takes great pride in the organization's community service and commitment to its employees. Under his leadership, an employee-first culture defines the organization. It is fostered through myriad initiatives, including a wellness program and a staff-led service group, the Employee Community Outreach Team (ECOT). As part of this commitment to community involvement, all employees are urged to spend one paid day each month volunteering. To date, total volunteer hours for the organization exceed 41,000.

Over the past six years, Sternberg and his partners have invested more than \$25 million in capital improvements to Tropicana Field—including upgrades to the video boards and speaker system; energy-efficient LED lights throughout the stadium; an overhauled food, beverage and retail space; and the versatile Left Field Ledge. Since 2005, the Rays have invested more than \$55 million in upgrades to Tropicana Field.

Under his direction, the Rays have implemented a wide variety of fan-friendly policies. The organization was the first major league team to convert its ballpark to a cash-free facility, reducing wait times by up to 50 percent at concession and retail locations. The Rays commitment to technology and innovation has continued in recent years, and accelerated in the wake of COVID-19, with investment in new technologies and building systems to support mobile ticketing, mobile payments and promote a contactless and frictionless fan journey. The Rays also have been rated by ESPN as one of the most affordable experiences in all of sports.

Sternberg serves as chairman of MLB's Strategic Planning Committee. He is also a member of both MLB's Ownership Committee and its Diversity and Inclusion Board. Additionally, Sternberg is a member of the board of advisors for Moffitt Cancer Center.

Prior to his ownership of the Rays, Sternberg spent 25 years in the financial securities industry, serving as a partner in Spear, Leeds & Kellogg and then as a partner and managing director at Goldman Sachs, from which he retired in 2003. Sternberg and his wife, Lisa, have four children. He resides in St. Petersburg.





MATT SILVERMAN / PRESIDENT

Matt Silverman enters his 21st season with the Rays and 16th as team president. Together, he and Brian Auld lead the club's operations both internally and externally.

Silverman returned to the team president role in the fall of 2017 after serving three seasons (2015-17) as president of baseball operations. He was first promoted to team president in October 2005 at the age of 29, and over the next nine years guided the franchise through the most progressive growth stage in its history. At the top of the list is the revitalization of the Rays. In the fall of 2007, Silverman directed a complete organizational rebranding including a new name, colors, uniforms and logo, a bright yellow sunburst.

While steering the baseball operations department, Silverman oversaw significant leadership changes, both on the field and in the front office. During this time, he and his staff engineered 36 trades involving nearly 100 players, restocking the organization's minor league pipeline. In December 2014, he hired Kevin Cash to become the fifth manager in Rays history. In November 2016, he elevated Erik Neander and others within the baseball operations department. One year later, his move back to team president completed the transition of baseball leadership, passing the baton to Neander as the team's top-ranking baseball official. Neander would eventually be recognized as MLB Executive of the Year and Cash AL Manager of the Year twice.

Silverman is chairman emeritus of Starting Right, Now, which helps homeless high school students reach their potential. He is in his 11th year as the first chairman of the board of the Positive Coaching Alliance Tampa Bay, the regional chapter of the national nonprofit providing youth and high school athletes a positive, character-building youth sports experience. He also serves on the board of the Rays Baseball Foundation.

Prior to joining the Rays, Silverman worked closely with Stuart Sternberg at Goldman Sachs and orchestrated Sternberg's purchase of controlling interest in the franchise. In 2018, Silverman and Auld oversaw the Rays purchase of the Tampa Bay Rowdies USL soccer team, based in St. Petersburg. They now also serve as vice chairmen of the Rowdies, overseeing all franchise operations.

The Dallas native first met Auld in high school, and they graduated one year apart. He holds a bachelor of economics degree from Harvard University. Matt and his wife, Andrea, reside in St. Petersburg with their three daughters: Alexa, Samantha and Casey.

DID YOU KNOW?

SPECIAL SEATS

Fans at Tropicana Field will notice two golden seats, one white seat and one seat memorialized with a plaque in the right field seating area. The golden seat in the third row of Section 148 is the location where the Rays first home run landed, a two-run shot hit by Wade Boggs off DET Justin Thompson in the 6th inning of the Rays inaugural game on March 31, 1998. The other golden seat, in Section 144, marks the spot where Boggs' 3,000th hit landed, a two-run home run off CLE Chris Haney on Aug 7, 1999. The white seat in Section 140 (Row T, Seat 10) marks the spot where Dan Johnson's two-out, 9th-inning, game-tying home run landed against the Yankees in Game 162 of the 2011 season. Three innings later, Evan Longoria hit a walk-off homer to left field giving the Rays an 8-7 win, clinching the AL Wild Card.

Finally, on July 11, 2015, the Rays dedicated a special seat above the right field walkway that will always remain empty in remembrance of prisoners of war (POW) and those missing in action (MIA). Then-president of baseball operations Matt Silverman and pitcher Matt Moore joined World War II veteran and former POW Andrew H. Hines Jr. and Rep. David Jolly of the 13th Congressional District in the pregame ceremony.





BRIAN AULD / PRESIDENT

Brian Auld begins his 20th season with the Rays and his 10th in his current position as team president. Together, he and Matt Silverman lead the club's operations both internally and externally.

In his tenure as team president, Auld has brought a renewed focus to the Rays mission—to energize the community through the magic of Rays baseball—by redoubling the Rays commitment to its community and to its employees.

Under Auld's leadership, the Rays have developed a thriving workplace culture. In addition to paid parental leave, adoption benefits, paid volunteer time and a wellness initiative, the Rays created a \$15 minimum wage for all part-time employees.

In 2018, Auld and Silverman oversaw the Rays purchase of the Tampa Bay Rowdies USL soccer team, based in St. Petersburg. They now also serve as vice chairmen of the Rowdies, overseeing all franchise operations.

Prior to Auld's promotion to team president, he oversaw a wide spectrum of the team's business operations, including the human resources, information technology, marketing, ticket sales, fan experience and stadium operations departments. Auld joined the Rays in June 2005 as director of planning and development, where he worked closely with Silverman to define organizational priorities and assist with the transition in ownership. Soon after, he played a key role in establishing the Employee Community Outreach Team (ECOT). All Rays staff may spend up to one paid workday each month volunteering in the community and ECOT assists by planning opportunities.

Before joining the Rays, Auld attended Harvard Business School, where he earned his MBA focusing on managing human capital, marketing and finance. Auld's previous work experience includes serving as lead teacher and director of development for the East Palo Alto Charter School in California.

Born in Berkeley, Calif., Auld received a bachelor's degree in economics and master's degree in education from Stanford University, where he also captained the lacrosse team. He and Silverman met in high school in Dallas, and graduated one year apart. Brian is proud to claim that he once trekked to the bottom of Mount Everest.

He currently serves on the boards of directors for the Rays Baseball Foundation, Big Brothers Big Sisters of Tampa Bay and CEOs Against Cancer. In addition, he serves on the Sports Advisory Council for Special Olympics Florida and is chair of the Tampa Bay Partnership.

Auld and his wife, Molly, reside in St. Petersburg and are proud parents of two daughters, Lucy and Mia, and a son, Jack.

DID YOU KNOW?

ECOT

Established in April 2008, the Rays Employee Community Outreach Team provides invaluable, voluntary man hours to community service agencies that enhance or improve the quality of life in the communities it serves. ECOT's philanthropic efforts give the Rays a year-round, goodwill presence in the community. Service projects are chosen from ideas suggested by employees.

"As part of our Employee Community Outreach Team program, we encourage all employees to take one paid day each month to volunteer in the community," said Rays President Brian Auld.

In total, Rays employees have logged more than 41,000 volunteer hours split between monthly ECOT events and other ongoing projects, including Meals On Wheels, Big Brothers Big Sisters mentoring program and time spent at the Ronald McDonald House.





JOHN P. HIGGINS

SENIOR VICE PRESIDENT OF ADMINISTRATION & GENERAL COUNSEL

John P. Higgins joined the Rays organization as its first employee on April 1, 1995, when he was named the team's senior vice president and general counsel. In January 2016, he recommenced oversight of the organization's accounting and finance department after serving as the team's chief financial officer from 1999–2007. Higgins has practiced law in the Tampa Bay area since 1979, specializing in corporate, commercial and real estate law. He is also a certified public accountant. For three years, he represented Vince Naimoli and the rest of the Tampa Bay ownership group in its efforts to acquire a Major League Baseball franchise. In addition to his responsibilities with the Rays, he is "of counsel" to the Holland & Knight law firm. Higgins currently serves as a member of the board of directors for the Rays Baseball Foundation. He is also past chairman of the St. Petersburg Area Chamber of Commerce. He was the recipient of the 2013 Clutch Hitters Award from the Clutch Hitters of Tampa Bay organization. Higgins received his bachelor of business administration degree from the University of Notre Dame in 1975 and his juris doctorate degree from Duke University School of Law in 1979. He currently resides in St. Petersburg, his home since 1960, with his wife, Robin. They have two sons, Sean and Patrick, and two grandchildren, Ryan Matthew and Jordan Riley.



RAFAELA A. AMADOR FINK

CHIEF PUBLIC AFFAIRS & COMMUNICATIONS OFFICER

Rafaela A. Amador Fink was promoted to chief public affairs and communications officer in November 2021 and enters her 11th season with the Rays. In this role, she oversees broadcasting, baseball information, communications, public affairs, social media, and diversity, equity and inclusion. She works across departments to ensure consistent and effective communication internally and externally, manages all crisis communications and serves as the club's government affairs liaison. Prior to joining the Rays, she served as an account director at a public relations and public affairs firm, was vice president of public affairs and communications at a chamber of commerce, worked in local politics and taught high school English. She received a 2009 Ford Foundation Fellowship for Regional Sustainable Development through the American Chamber of Commerce Executives and traveled to various cities in the United States and China throughout her course of study. Amador holds a bachelor's degree in international studies with a Spanish minor from the University of South Florida. She serves on the board of directors for The Orenda Foundation, Tampa Theatre, Tampa Bay EDC, Tampa Bay Chamber of Commerce and Tampa Bay Sports Commission, and is a member of the Tampa Bay Area Committee on Foreign Relations and USF's Women in Leadership and Philanthropy. She was also a founding board member of the New Leaders Council Tampa Bay chapter and served as an Honorary Commander at MacDill Air Force Base. Outside the office, she is a 200-hour certified yoga instructor and lives in Tampa with her husband, Jason, son, Maddox and rescue dog, Gonzo.



ROB GAGLIARDI / CHIEF FINANCIAL OFFICER

Rob Gagliardi enters his 18th season in the Rays organization. He was appointed chief financial officer in 2015 after serving six years as Vice President, Finance. Gagliardi oversees all accounting and finance operations in the Rays organization, including reporting, planning, budgeting, payroll and treasury management. In addition, Gagliardi oversees the business operations of the Rays' Dominican Republic player development academy. He has been instrumental in the renovation and expansion of the academy, which started in 2023. Before joining the Rays in August 2007, Gagliardi worked more than 15 years for industry leaders Comcast and Ernst & Young. His last role at Comcast was vice president of finance for their Maryland, Delaware and Richmond region. Prior to Comcast, he worked for more than seven years at Ernst & Young's Philadelphia Office, where he left as a senior manager in their assurance and advisory business services group. Gagliardi serves as a trustee on MLB's Non-Uniformed Personnel Pension Plan Committee and as a Governance Board Member for the Tampa Metro YMCA. A Philadelphia native and a certified public accountant, Gagliardi earned a bachelor's degree in accounting from Villanova University. He was a 2017 finalist for the Tampa Bay Business Journal's CFO of the Year award. Rob and his wife, Gabby, reside in Tampa with their two children, Isabella and Max.





MELANIE LENZ / CHIEF PLANNING & DEVELOPMENT OFFICER

Melanie Lenz was named chief planning and development officer in January 2018. Melanie joined the Rays in November 2006 to oversee key strategic projects and initiatives for the team, including managing the design and construction of the Rays spring training facility in Charlotte County. During her 17 seasons with the Rays, Melanie has provided leadership across many aspects of the organization, including business forecasting, media rights and broadcasting, hospitality, and community relations, and has built critical, long-term core business partnerships. She is responsible for the team's long-term capital projects, ballpark planning and real estate development initiatives. Prior to joining the Rays organization, Melanie was a vice president in the Real Estate Division at the New York City Economic Development Corporation from 2000-06. During this time, she directed over 50 real estate transactions and development projects within the five boroughs of New York City, resulting in millions of square feet of new development. Melanie attended the University of Pittsburgh's Graduate School of Public and International Affairs and received her master's degree in urban and regional planning in 1999. She earned her bachelor's degree from Duquesne University in 1995. Melanie serves on the board of directors for the Tampa Downtown Partnership, Pinellas County Urban League and Zoo Tampa. She and her husband, Kurt, reside in St. Petersburg with their two sons.



JUAN RAMIREZ / CHIEF TECHNOLOGY OFFICER

Juan Ramirez was promoted to chief technology officer in December 2021. In this role, he is responsible for the Rays technology strategies and operations. He manages the Rays information technology/audio and visual department and works across all segments of the organization to best utilize technology and improve the Rays digital infrastructure. Since joining the Rays organization in 2006, he has focused on maximizing network and application performance while relying on strong network infrastructure, centralized storage and virtualization. Ramirez has achieved his Cisco CCNP, Microsoft MCSE and VMware VCP to retain hands-on technical skills and develop new strategies as the information technology field evolves. In 2007, he was named Rays co-Employee of the Year. Ramirez earned his bachelor's degree in computer information systems and retains many top information technology certifications. He and his wife, Nelly, reside in Tampa with their three children: Christian, Nelly and Kenya.



JENNIFER LYN TRAN / CHIEF PEOPLE & COMMUNITY OFFICER

Jenn Tran begins her 28th year with the Rays and third as chief people and community officer. In this role, she oversees human resources and community engagement. Tran will continue to enhance the employee-first culture at the Rays and drive employee engagement through exceptional benefits, wellness programming, training and development with a focus on diversity. She was named Rays co-Employee of the Year in 2009. A native of south St. Petersburg, she joined the Rays organization in 1996 as a member of the finance and administration department, and has served several areas of the organization since then. In 1994, prior to joining the Rays, Tran worked for the City of St. Petersburg during its pursuit of a Major League Baseball franchise. Jenn earned her bachelor's degree in business management from Eckerd College. She currently maintains her senior certified professional designation from the Society for Human Resource Management, as well as her Certified Plan Sponsor Professional designation from the Plan Sponsor Council of America, and serves as both a board member and fervent volunteer for Feeding Tampa Bay. In 2022, Jenn completed the Tour du Mont Blanc, a 113-mile solo trek through France, Italy and Switzerland. Jenn resides in Clearwater with her two dogs and in her free time, enjoys spending time in the mountains of North Georgia.





BILL WALSH / CHIEF BUSINESS OFFICER

Bill Walsh was promoted to chief business officer in December 2021. In this role, he oversees the departments central to consumer revenue generation, including business strategy and analytics, creative services, marketing, and ticket sales and service. Since joining the Rays in 2007, he has led a number of business development efforts for the club, including capital projects management, digital and mobile strategy, market analysis and technology investment. Walsh also led the initiative to convert Tropicana Field to a cash-free fan experience in 2019, one of the first professional sports venues in North America to do so. Prior to the Rays, Walsh served as vice president of real estate development for the New York City Economic Development Corporation during the Bloomberg administration, where he worked with developers and community groups on public-private partnership projects totaling over \$1 billion in private investment. He earned a master's degree from Columbia University in 2003, where he studied urban planning and development, and a bachelor's degree from the University of Connecticut in 2001. He serves on the Board of Governors of the St. Petersburg Area Chamber of Commerce and was named Big Brother of the Year in 2012 through his volunteer activities with Big Brothers Big Sisters of Pinellas County. He and his wife, Audra, live in St. Petersburg with their three children: Teddy, Clara and Jacqueline.



BILL WIENER JR. / CHIEF ADMINISTRATIVE OFFICER

Bill Wiener Jr. enters his 28th year with the Rays and first as chief administrative officer. In this role, he oversees stadium and event operations along with risk management. Wiener works to refine processes and develop greater efficiencies, focusing on the fan and employee experience. He was named Rays co-Employee of the Year in 2002. He joined the Rays organization in 1996 as a member of the administration department, and throughout his tenure with the Rays has gained experience in many facets of the business. In 2022, Bill was appointed by the Office of the Commissioner to serve as trustee of Major League Baseball's league-wide insurance program. Prior to joining the Rays, he worked for the law firm retained by the Tampa Bay ownership group to acquire a Major League Baseball franchise. Wiener earned his bachelor's degree in pre-law and criminal studies from the University of South Florida. Outside of the office, Bill is involved with Buddy Baseball and currently coaches one of its teams. He is also a board member of the Safety Harbor Chamber and St. Vincent De Paul Cares. He and his wife, Elena, reside in Clearwater with their daughters, Kaitlyn and Brenna.



PATRICK ABTS / VICE PRESIDENT, MARKETING

Patrick Abts joined the Rays as senior director, marketing in March 2022 and was promoted to vice president in January 2023. In this role, he leads the marketing team and oversees advertising, promotions and digital marketing. Abts spent nine years with the Tampa Bay Lightning, including the last four as director of consumer marketing and digital. With the Lightning, he developed the creation and execution of all business and marketing plans for the consumer marketing and digital department. Prior to the Lightning, he spent two seasons in marketing for the Florida Panthers. Abts earned a bachelor's degree in history and anthropology from Washington State University and a master's degree in sports administration from Seattle University. He has served on the committee for the Tampa St. Jude Children's Research Hospital run/walk 5K event since 2015. He, his wife Amy, and their son Everett reside in Tampa.





ROBBIE ARTZ / VICE PRESIDENT, PLANNING & DEVELOPMENT

Robbie Artz was promoted to vice president of planning and development in January 2023. In this role, he is focused on long-term business planning and strategic initiatives, including ballpark development and working toward the next great home for the Rays in Tampa Bay. Artz supports a number of special projects with a focus on driving business development, growing community partnerships and positioning the business operations for continued success. He previously spearheaded the partnership with Charlotte County and the Rays spring training efforts, including a 2019-21 renovation project, and has played a key role in the development of the team's media strategy and partnerships. Artz joined the Rays in 2006 as an intern in corporate partnerships and spent time in fan experience before settling into the strategy and development function in 2008. He holds a law degree from Stetson University College of Law and a bachelor's degree in sports management from Temple University. A graduate of the Leadership St. Pete Class of 2014 and Leadership Tampa Class of 2018, he also serves on the United Way Suncoast Board of Directors. He and his wife, Sarah, reside in St. Petersburg.



WARREN HYPES / VICE PRESIDENT, CREATIVE & BRAND

Warren Hypes was named vice president, creative and brand in January 2023 and enters his 15th season with the Rays. In this role, he oversees all internal and external creative content and branding efforts, as well as strategic design paths for all Rays marketing campaigns, on-field uniform initiatives and player-driven content pieces. Warren has been instrumental in the planning and execution of the club's 20th and 25th anniversary season celebrations. He joined the Rays as an intern in the marketing department, where he made an immediate impact on the visual communications of the team. He was named Rays co-Employee of the Year in 2015 and was recognized as an Under 40 Up & Comer by the Tampa Bay Business Journal in 2017. During his tenure with the Rays, Warren has ascended to roles of increased responsibility, eventually designing, developing and managing the largest in-house creative team in Major League Baseball. Hypes earned a bachelor's degree in marketing and communications from West Virginia University. Originally from Princeton, WV, his stepfather, Jim Holland, was the general manager of the Princeton Reds and Princeton Rays for 25 years. Hypes is a proud board member of Ronald McDonald House Charities Tampa Bay and resides in St. Petersburg with his wife, Brittany, and loveable Shiba Inu, Saki.



DEVIN O'CONNELL VICE PRESIDENT, COMMUNICATIONS & PUBLIC AFFAIRS

Devin O'Connell was named vice president of communications and public affairs in January 2023 and enters her 19th season with the Rays. In this role, she focuses on corporate communications, often highlighting innovation and policy, as well as internal communications, social responsibility initiatives and military affairs, and she leads a small team of excellent relationship builders. She has held multiple roles since joining the Rays in 2006, including director of corporate partnership services and season ticket services specialist. Throughout her tenure, O'Connell has been the recipient of the Joyce Smith Community Spirit Award (2016) and Rays co-Employee of the Year (2014). Prior to the Rays, she worked in radio broadcasting and audio production in live music venues, recording studios and post-production facilities. She has degrees from the University of Florida and the New England Institute of Art. O'Connell volunteers with the Awards Committee for USF's Women in Leadership & Philanthropy and is on the board of directors for the Ybor City Chamber of Commerce. She was a member of the founding board of directors of WISE (Women in Sports and Events) Tampa Bay and continues to encourage the Rays and Rowdies corporate memberships in that organization. She is a big fan of early-morning workouts and wandering with her dog. She prefers to be outside, would love to stay awake long enough to read more and is grateful her partner loves to cook. She grew up in Tampa and lives in St. Petersburg with her family and their two mutts, Sandy and Lentil.





ANTHONY RIOLES / VICE PRESIDENT, CORPORATE PARTNERSHIPS

Anthony Rioles was promoted to vice president of corporate partnerships in April 2022. In this role, he oversees all corporate partnerships sales and services, cultivating and forging fully-integrated, multi-layered marketing partnerships to help local, national and international brands leverage the Rays and Rowdies brand to achieve diverse business goals. Rioles joined the Rays as an intern in season ticket services in 2013 and spent two years in ticketing before settling into corporate partnerships. He earned his bachelor's degree in sports management with a business minor from Springfield College. Rioles serves on the American Heart Association Tampa Bay Heart Walk Executive Cabinet. He is also a member of the Sports Club of Tampa Bay, Valspar Championship's Copperheads aiding Tampa Bay area charities, and a graduate of the Leadership Tampa Bay Class of 2019. A Rhode Island native, he is passionate about seafood, snowboarding, skateboarding, wrestling, movies, Motown, the beach and a nice cigar. He currently resides in St. Petersburg with his partner, Dalia, and their puppy, Riggs.



PATRICK SMITH / VICE PRESIDENT, ACCOUNTING

Patrick Smith joined the Rays as the club's controller on Feb 2, 1998 and was promoted to vice president of accounting in January 2023. In this role, he is tasked with overseeing the team's day-to-day accounting and finance operations, treasury services, tax compliance, MLB reporting and several annual audits. He came to the Rays after nine seasons with the Tampa Bay Buccaneers as their controller in charge of all team accounting and NFL reporting requirements. Smith is a CPA and earned his bachelor's degree in accounting from Baldwin-Wallace University, where he worked in the sports information department and for the university radio station as a disc jockey and music director. He has volunteered for several years for Meals on Wheels, and served as a Board Member for the DePaul School for Dyslexia. Originally from Cleveland, he and his wife, Betsy, have one son, Matthew.



JEFF TANZER / VICE PRESIDENT, TICKET SALES & SERVICE

Jeff Tanzer was named vice president of ticket sales and service in January 2018. In this role, he oversees all areas of ticket sales, service and retention including season tickets, group tickets, suite sales, ticket operations and ticket technology. Tanzer is entering his 19th season with the Rays. He was named Rays co-Employee of the Year in 2010. He joined the Rays in 2006 after working with the Atlanta Hawks and Atlanta Thrashers (2002-06) and Marlins (1998-2002) in a variety of ticket sales and sales management roles. He began his career in minor league baseball with the Lake Elsinore Storm in 1998. Tanzer earned his bachelor's degree in mass communication/public relations from the University of South Florida and his master's degree in sports administration from St. Thomas University. He currently serves as a Board Member for the Boys and Girls Clubs of the Suncoast. He and his wife, Shannon, reside in St. Petersburg.



STEPHEN THOMAS / VICE PRESIDENT, DIVERSITY, EQUITY & INCLUSION

Stephen Thomas begins his 18th year in the Rays organization and his second as vice president of diversity, equity and inclusion. His goal is to create and nurture a diverse and inclusive environment that is empowered to positively impact our communities. Throughout his tenure, Thomas has been named a Rays co-Employee of the Year (2020) and the recipient of the Joyce Smith Community Spirit Award (2012). Prior to joining the Rays, he earned his bachelor's degree in sports management from Washington State University in 2006. A native of Vallejo, Calif., he resides in St. Petersburg with his wife, Julia, and daughter, Rue. Stephen's twin brother, Stephon, works for the Rays as director of promotions.





JASON WALLACE

VICE PRESIDENT, COMMUNICATIONS & BASEBALL INFORMATION

Jason Wallace joined the Rays as senior director, baseball communications in March 2022 and was promoted to vice president, communications and baseball information in January 2023. In this role, he oversees the club's baseball communications efforts, including its player and media relations, and serves as a contact for local, national and international media on interview requests for uniformed personnel. Wallace joined the Rays after 11 seasons with the Memphis Grizzlies, including two as senior director of communications and publications. He has previous experience with the San Antonio Spurs and Orlando Magic, where he spent eight combined seasons. Prior to the NBA, he completed internships with the Rhein Fire of NFL Europe, Houston Texans, Triple-A Richmond Braves and the PGA Tour. Wallace earned a bachelor's degree in exercise and sport sciences with a specialization in sport management from the University of Florida. Originally from Richmond, Va., he and his wife, Katie, have two sons, Andrew and Ryan.



DE ANNA SHEFFIELD WARD

VICE PRESIDENT, COMMUNICATIONS & BROADCASTING

De Anna Sheffield Ward joined the Rays as vice president, media and communications in January 2022 and transitioned to vice president, communications and broadcasting a year later. In addition to leading the broadcasting department and social media team, she assists with business communications and crisis communications. Ward spent 14 years in various marketing, communications, development and corporate partnership roles with Big Brothers Big Sisters of America and Big Brothers Big Sisters of Tampa Bay. She began her career working in local television as a reporter, anchor and community affairs host in six different television markets, including six years with WTSP-TV Tampa Bay from 2001-07. Ward earned her bachelor's degree in mass communications from Jackson State University and has certifications in fundraising and diversity, equity and inclusion. She was selected to Major League Baseball's 2023 Katy Feeney Leadership Award Class, is a member of the 2007 Class of Leadership Tampa, and was named Tampa Bay's Big Sister of the Year in 2013. She spends time volunteering in the community as a member of Jack and Jill of America, Inc. and Delta Sigma Theta Sorority, Inc. Ward and her husband, Rodney, reside in Apollo Beach with their two children, Payton and Jackson.



ERIC WEISBERG / VICE PRESIDENT, FAN EXPERIENCE

Eric Weisberg enters his 17th season in the Rays organization and third as vice president of fan experience. In this role, he leads the fan experience, stadium operations, and game presentation departments in creating a fun, positive service culture that emphasizes fan engagement. Prior to his current role, he spent five seasons leading the marketing and creative services department, including the last four as vice president of marketing and creative services. He was named Rays co-Employee of the Year in 2015. Prior to the Rays, Weisberg was the assistant director of guest services for the Kansas City Zoo and spent nearly 12 years in broadcast marketing roles for the Radio Disney Network and Walt Disney Parks and Attractions. He earned his bachelor's degree in radio, television and film from the University of Maryland. Weisberg serves on the board of directors at The Florida Aquarium and is a member of the Lee Roy Selmon Mentoring Institute. He and his wife, Mindy, reside in Riverview with their two daughters, Abby and Julia.



BASEBALL OPERATIONS



ERIK NEANDER / PRESIDENT, BASEBALL OPERATIONS

Erik Neander (nee-ANN-der) was named president, baseball operations on Sept. 8, 2021 and enters his seventh season as the club's top-ranking baseball official. As the leader of baseball operations, Erik collaborates with all areas of the department to set the vision and expectations for the entire operation. In addition to working to sustain a people-first culture, he directly oversees functional areas, including player evaluation and procurement, the major league coaching and support staff, and roster and staff management.

Neander, 40, begins his 18th season in the Rays organization. He joined the Rays as a baseball operations intern in Jan. 2007 and was hired full-time in Oct. 2007. He was later promoted to manager, baseball research and development in Nov. 2009, director of baseball operations in Nov. 2011, vice president of baseball operations in Oct. 2014 and senior vice president of baseball operations and general manager on Nov. 4, 2016. One year later, Matt Silverman shifted to team president after a three-year stretch as president of baseball operations.

With Neander as the club's top-ranking baseball official, the Rays have made the postseason in five consecutive seasons, extending the longest streak in team history. The Rays are one of four teams in the majors to make the postseason each year from 2019-23, joining the Astros, Braves and Dodgers. Under Neander over the past five seasons, the Rays own the fourth-best record in baseball at 511-359 (.587), trailing only the Dodgers (.641), Astros (.609) and Braves (.593). He and his group assembled a club that finished with the best record in the AL in both 2020 and 2021.

In 2021, the Rays went 100-62 and set a club record for wins in a single season. For the second time in three years (2019), the Rays were recognized as *Baseball America's* Organization of the Year. In the shortened 2020 season, Erik assembled a team that went 40-20 and reached the World Series. In 2019, the team's accomplishments earned industry acclaim for both Neander and the organization. Erik was selected by his peers as Major League Baseball's Executive of the Year and earned a similar honor from the *Sporting News*.

Of the current 40-man roster and 60-day IL, 36 players have been acquired since Erik was appointed the club's top-ranking baseball official (and 23 via trade). In Dec. 2022, Neander signed Zach Eflin to a three-year, \$40 million deal, the largest by total value in franchise history for a free agent. Among the trade acquisitions are pitchers Shane Baz, Aaron Civale, Garrett Cleavinger, Pete Fairbanks, Ryan Pepiot, Colin Poche, Drew Rasmussen and Jeffrey Springs. Also included are position players José Caballero, Junior Caminero, Jonny DeLuca, Richie Palacios, Isaac Paredes, Harold Ramírez, Jose Siri, 2021 AL Rookie of the Year Randy Arozarena and 2023 AL batting champion Yandy Díaz.

The Rays enter the 2024 season ranked by *Baseball America* as the No. 7 farm system in the game, the seventh consecutive season they have placed among the preseason's top-10 systems. The publication placed six Rays prospects on its preseason top-100 list: Junior Caminero (No. 3), Carson Williams (No. 37), Curtis Mead (No. 65), Shane Baz (No. 66), Xavier Isaac (No. 69) and Brayden Taylor (No. 95). It ties the Orioles, Padres and Yankees for the most top-100 prospects among major league clubs.

Prior to joining the Rays, Erik worked for Baseball Info Solutions. The Oneonta, N.Y. native graduated from Virginia Tech with a bachelor's of science in food, nutrition and exercise. He and his wife, Jessica, reside in Tampa with their sons, Penn and Corbin; daughter, Eden; and their rescue animals.

DID YOU KNOW?

TOP-RANKING BASEBALL EXECUTIVES

The Rays have had four top-ranking baseball executives in franchise history.

Chuck LaMar , Senior VP, Baseball Operations & General Manager	7/19/95-10/6/05
Andrew Friedman , Executive VP, Baseball Operations	11/3/05-10/14/14
Matt Silverman , President, Baseball Operations	10/14/14-11/1/17
Erik Neander , Senior VP, Baseball Operations & General Manager President, Baseball Operations	11/1/17-9/7/21 9/8/21-Current





WILL COUSINS / VICE PRESIDENT, ASSISTANT GENERAL MANAGER

Will Cousins transitioned to vice president, assistant general manager in November 2022 and begins his 10th season with the Rays. In this role, he oversees baseball research and development, and reviews and optimizes resources across the baseball systems. He joined the Rays as an analyst in research and development in June 2015 and was later promoted to senior data scientist in November 2017, director of baseball research and development in February 2019 and vice president of baseball development in December 2021. Prior to joining the Rays organization, he spent three years researching ocean waves at Massachusetts Institute of Technology. A native of Columbia, S.C., Cousins earned a degree in mathematics from Pepperdine University and a PhD in applied math from North Carolina State University. He and his wife, Katelyn, live in St. Petersburg with their daughters, Margot and Meadow.



KEVIN IBACH / VICE PRESIDENT, ASSISTANT GENERAL MANAGER

Kevin Ibach was promoted to vice president, assistant general manager in November 2023 and begins his 12th season with the Rays. In this new role, Ibach primarily oversees the entirety of the Rays player development and player personnel efforts while also broadly supporting the baseball operations leadership group on a day-to-day basis. Prior to his promotion to AGM, Ibach served as Vice President, Player Personnel. In that role, he oversaw both the internal and external evaluation of professional players and helped lead the effort on all trade acquisitions and free agent signings. Ibach has spent the majority of his time as an executive leading the Rays pro personnel and pro scouting departments, managing the flow of information between scouts and baseball operations leadership. Ibach joined the Rays as a pro scout in October 2012 and was later promoted to director of pro scouting in November 2015 and senior director of pro personnel and pro scouting in January 2020. He is entering his 24th season in professional baseball. Before joining the Rays, he spent five years with the Marlins as a Midwest area scout and seven years as a baseball operations coordinator with the Orioles. Ibach graduated from La Salle University, where he majored in communication and played shortstop. He then signed a contract with the Schaumburg Flyers of the independent Northern League. Kevin and his wife, Laurie, reside in Geneva, Ill., with their three daughters: Adalyn, Kinley and Harper.



CHANDA LAWDERMILK VICE PRESIDENT, ASSISTANT GENERAL MANAGER

Chanda (CHAN-duh) Lawdermilk transitioned to vice president, assistant general manager in November 2022 and enters her seventh season with the Rays. In this role, she participates in the general management actions related to the baseball operations staff and leverages her decade of experience in recruiting and talent development within the baseball industry to increase diversity, elevate employee experience and harvest the most potential out of employees while supporting leaders in maintaining a strong culture. Lawdermilk joined the Rays as director of staff development and recruiting in February 2018 and was promoted to vice president of baseball operations in December 2021. She previously worked for the Astros for 10 years and a private recruiting firm in the oil and gas industry. She is a longtime advocate for women's professional development and previously served on the board of WISE (Women in Sports and Events) Tampa Bay. The Texas A&M University graduate resides in St. Petersburg where she appreciates the weather, arts, sports and food that the region has to offer, and spending time with her loved ones.





CARLOS RODRIGUEZ

VICE PRESIDENT, ASSISTANT GENERAL MANAGER

Carlos Rodriguez enters his 14th season with the Rays and fifth as vice president. He transitioned to vice president, assistant general manager in November 2022 following one season as vice president, baseball operations (2022) and two seasons as vice president, player development and international scouting (2020-21). In his role, Rodriguez assists Erik Neander in all areas of baseball operations with an increased focus on major league operations, strategic initiatives and international operations. Rodriguez previously oversaw the player development and performance science departments and helped lead a transition to a more comprehensive development environment, including the expansion of sport nutrition initiatives and individualized player performance and wellness programs. These initiatives have contributed to the farm system leading the minors in winning pct. in each of the 2022 and 2021 seasons. In 2022, the organization's domestic affiliates went a combined 361-237 (.604) with a +634 run differential, both of which were best in the minors. From 2015-19, Rodriguez served as director of international scouting, following three years as director of Latin American scouting (2012-14). As director, he grew the Rays scouting presence around the globe and refined the organization's international evaluation and procurement processes. During this stretch, Rodriguez played a key role in scouting and signing José Alvarado, Jonathan Aranda, Vidal Bruján, Genesis Cabrera, Diego Castillo, Yonny Chirinos, Ronaldo Hernández, René Pinto, Cristopher Sánchez and Jesús Sánchez, among others. Rodriguez joined the Rays in the fall of 2010 as a professional and international scout after four seasons with the Blue Jays as an area scout. In 2009, he signed Yan Gomes from Barry University, the first Brazilian-born player to reach the major leagues. A native of Puerto Rico, Rodriguez attended the University of North Florida where he played and served as an assistant coach. He graduated in 2004 after double majoring in international business and economics. He and his wife, Omayra, reside in Tampa with their daughter, Eva Marie.



BRIAN PLEXICO / VICE PRESIDENT, BASEBALL SYSTEMS

Brian Plexico was promoted to vice president, baseball systems in November 2022 and begins his 19th season with the Rays. In this role, he is responsible for software applications for scouting, statistics and player analysis. Plexico joined the Rays as a software programmer in April 2006 and was later elevated to architect of baseball systems in November 2008, director of baseball systems in December 2015 and senior director of baseball systems in November 2020. Before joining the Rays, Plexico spent several years as a software developer for various companies, most recently a defense contractor in Charleston, S.C. He earned a degree in physical education with an emphasis in sports medicine from the College of Charleston. He lives in St. Petersburg and has three daughters: Maicie, Hollis and Laurel.



JON DANIELS / SENIOR ADVISOR, BASEBALL OPERATIONS

Jon Daniels joined the Rays as senior advisor, baseball operations in November 2022. In this role, his focus is on supporting baseball operations senior leadership while utilizing his extensive experience in the industry to help further inform decision making. He joined the Rays after 21 seasons with the Rangers, including 17 overseeing their baseball operations department. Daniels was the longest-tenured top-ranking baseball official in Rangers history. He joined the Rangers as a baseball operations assistant in 2002, was promoted to director of baseball operations in October 2003 and to assistant general manager in July 2004. On Oct 4, 2005, he was appointed as the eighth general manager in Rangers history. At 28 years, 41 days at the time of his appointment, he became the youngest general manager in major league history. He was promoted to president, baseball operations and general manager in March 2013. He built a postseason club in five of his last 13 seasons with the Rangers and won the AL West four times (2010-11, 2015-16). The Rangers made back-to-back World Series appearances in 2010-11 and went to the postseason in three consecutive years from 2010-12. Over that span, Daniels was named *Baseball America's* Major League Executive of the Year in 2010 and the Rangers were selected as the Topps Organization of the Year in 2012. Daniels graduated from Cornell University with a degree in applied economics and management in 1999. He and his wife, Robyn, have three children: Lincoln, Harper and Charlotte.





R.J. HARRISON / SENIOR ADVISOR, SCOUTING & BASEBALL OPERATIONS

R.J. Harrison joined the Rays in September 1995 as one of the first hires by the club. He enters his 47th year in professional baseball and 28th with the Rays. He served as director of scouting from 2005-15 after one year as assistant director of scouting. He previously served as western U.S. crosschecker, national crosschecker and national scouting coordinator. In January 2020, he was honored as a Legend of Scouting by the Professional Baseball Scouts Foundation. Prior to the Rays, he spent five seasons as an area scout for the Mets and eight seasons as a manager or coach in the Mariners and Giants organizations. He was drafted as a catcher by the Cardinals in 1975 and was a member of the FSL champion St. Petersburg Cardinals that season. He converted to pitcher the following year and played six more seasons in the Cardinals and Mariners systems before moving to the dugout. Harrison is a graduate of Arizona State University and played in two College World Series. He and his wife, Jane, reside in Phoenix. They have two daughters, Lauren and Anna, and three grandchildren, Roxana, Cash and Athena.



BOBBY HECK SPECIAL ASSISTANT TO THE PRESIDENT

Bobby Heck enters his 13th season in the Rays organization. With Erik Neander's promotion to president of baseball operations in September 2021, Heck transitioned from special assistant to the general manager to special assistant to the president and general manager. He joined the Rays as a special assignment scout in October 2012 and was promoted to special assistant, baseball operations in the summer of 2015. Previously, Heck served six years as the assistant general manager and scouting director for the Astros, during which time the Astros drafted Jason Castro, Carlos Correa, Delino DeShields, Mike Foltyniewicz, Dallas Keuchel, J.D. Martinez, Brett Phillips, George Springer and many other major leaguers. He also spent a combined 12 years scouting for the Rangers and Brewers. Following the 2023 season, Heck received the East Coast Scout of the Year award, the highest honor for major league scouts. Heck graduated from Florida International University and earned a master's degree in sports management from St. Thomas (Fla.) University. A former minor league catcher in the Athletics system, he now resides in Winter Garden, Fla., with his wife, Nicole. Their daughter, Jordyn Reed, is Associate Producer, Feature Stories at MLB Network.



MITCH LUKEVICS SENIOR ADVISOR, PLAYER DEVELOPMENT & BASEBALL OPERATIONS

Mitch Lukevics begins his 50th year in professional baseball, 29th with the Rays and fifth in his role as senior advisor, player development and baseball operations. From 2006-19, he served as director of minor league operations. He joined the Rays in November 1995, serving as pitching coach for the Gulf Coast League team for one season before he was named assistant to player development and scouting in 1997. In 2012, Minor League Baseball honored Lukevics with the prestigious Sheldon "Chief" Bender Award, presented to a baseball executive with distinguished service who has been instrumental in player development. In 2016, he was inducted into the Florida State League Hall of Fame. The 1975 White Sox second-round pick worked in the Chicago farm system as a pitching coach (1981-85) and minor league administrator (1986-88) before directing the Yankees minor league operations from 1989-95. As a pitcher, Lukevics was 24-5 at Penn State, where he earned a degree in health and physical education. As a freshman in 1973, he pitched 8.1 innings in a 3-1 loss to Arizona State in the College World Series opener. He spent six seasons in the White Sox system. Mitch is the father of two children, Matt and Megan, and the grandfather of four: Matt Jr., Billy IV, Audrey and Saddy. He and his wife, Frances, were married in July 2014.





BLAKE BUTERA / SENIOR DIRECTOR, PLAYER DEVELOPMENT

Blake Butera enters his first season as senior director, player development in his 10th year in the Rays organization. In his current position, he assumes the lead player development role, overseeing the Rays entire player development process. He served as field coordinator in 2023 following four seasons as a manager with Class-A Charleston (2021-22) and short-season Hudson Valley (2018-19). He began his coaching career with Hudson Valley in 2017 as a bench coach. When he was promoted to manager the following season, he became the youngest skipper in all of minor league baseball at 25 years of age. Butera played two seasons in the Rays minor league system from 2015-16 after being selected by the club in the 35th round of the 2015 First-Year Player Draft. He graduated from Boston College in 2015 with a bachelor's degree in communications after suiting up for over 200 games for the school's baseball team during his four-year collegiate career. Butera was selected as Team Italy's bench coach during the 2023 World Baseball Classic, helping the club to its first quarterfinals appearance since 2013. He and his wife, Caroline Margolis, reside in Raleigh, N.C.



JEFF McLERRAN / SENIOR DIRECTOR, BASEBALL DEVELOPMENT

Jeff McLerran was promoted to senior director, baseball development at the end of the 2023 season and enters his 15th season with the Rays. He comes into this role after being named director of minor league operations in September 2019. In this role, he support the Baseball Operations leadership with an emphasis on improving all facets of the operation. He joined the Rays minor league operations department in 2011 and was promoted to assistant director in 2015, working alongside longtime Rays farm director Mitch Lukevics. A native of Leawood, Kan., McLerran graduated from the University of North Carolina with a bachelor's in business administration. He and his wife, Meredith, live in Tampa with their daughters, Rylan and Myles.



CHRIS WESTMORELAND SENIOR DIRECTOR, TEAM TRAVEL & LOGISTICS

Chris Westmoreland was promoted to senior director of team travel and logistics in January 2022 and enters his 27th season with the Rays. He has overseen major league team travel since January 2014. Westmoreland joined the Rays in October 1997 as minor league equipment manager and was promoted to major league equipment and home clubhouse manager in 2003. He was named the 2013 Equipment Manager of the Year by Major League Baseball. In November 2011, he served as equipment manager for a team of MLB All-Stars that traveled to Taiwan. In 2007, Westmoreland was named Rays co-Employee of the Year. He served as president of the Major League Baseball Clubhouse Managers Association from 2007-08. Prior to joining the Rays, Westmoreland spent two seasons as minor league equipment manager for the Expos and two seasons as clubhouse manager for the Double-A Knoxville Smokies of the Blue Jays organization. He also spent a spring as a clubhouse assistant for the Rangers as well as the MLB All-Star Game at Rangers Ballpark in Arlington. Westmoreland attended Santa Fe Community College in Gainesville and the University of Tennessee. He resides in Bradenton with his wife, Jenny, and has two daughters, Sierra and Brooklyn.





JOSEPH MYERS / SENIOR DIRECTOR, BASEBALL PERFORMANCE SCIENCE

Joseph Myers, PhD, ATC joined the Rays in January 2016 as director of baseball performance science and was promoted to senior director in 2024. In this role, he works to advance the use of science and technology within the baseball operations department. Myers came to the Rays from the University of North Carolina at Chapel Hill, where he spent nine years as a professor of exercise and sports science, and an adjunct professor of orthopaedics. He received a bachelor's degree in athletic training from West Chester (Pa.) University, a master's in sports medicine from UNC and a PhD in sports medicine from the

University of Pittsburgh. Myers also directed the Human Movement Science Doctoral Program while at UNC. He and his family reside in St. Petersburg.



RYAN BRISTOW / DIRECTOR, PRO PERSONNEL & PRO SCOUTING

Ryan Bristow enters his 13th season with the Rays and first as director, pro personnel and pro scouting following his September 2023 promotion. In this role, he leads both departments, focusing on professional player evaluation and information integration for player acquisition efforts. Prior to his current role, Bristow spent five seasons as assistant director of pro personnel and pro scouting and two years as coordinator, pro scouting. He joined the front office in 2012 as an intern and spent four years as minor league video coordinator from 2013-16. Prior to joining the Rays, he spent three seasons working

in the Arizona Fall League. Bristow graduated from Grand Canyon University, where he was an infielder on the baseball team, with a bachelor's degree in communications before obtaining his MBA in general management. The Glendale, Ariz. native resides in Tampa with his wife, Megan and two daughters, Merritt and Campbell.



WINSTON DOOM / DIRECTOR, PITCHING

Winston Doom was promoted to director, pitching in October 2023. In this role, he is responsible for the Rays organization-wide pitching development plan as well as supporting pitcher procurement. Doom, who enters his ninth season with the Rays, joined the club in 2015 as a baseball operations research and development intern before returning in a full-time capacity as analyst, baseball performance science the following season. Prior to his current role, he was the organization's pitching strategist. He graduated from the University of Minnesota with a master's degree in statistics and

currently resides in St. Petersburg.



COLE FIGUEROA / DIRECTOR, BASEBALL OPERATIONS

Cole Figueroa was promoted to director of baseball operations in December 2021. In this role, he focuses on baseball strategy, player/market evaluations and long-term growth of baseball operations staff. He joined the front office in November 2016 as assistant of baseball development and was later promoted to assistant director of hitting development. He spent three seasons in the majors with the Rays (2014), Yankees (2015) and Pirates (2016). A native of Tallahassee, he was selected by the Padres in the sixth round of the 2008 Amateur Draft out of the University of Florida. He and his wife,

Natalie, reside in Tampa with their son, Coleman.





HAMILTON MARX / DIRECTOR, BASEBALL OPERATIONS

Hamilton Marx enters his 10th season with the Rays and fourth as director of baseball operations. Among a variety of duties, he focuses on the Amateur Draft, player valuation and contractual matters, including salary arbitration—all areas of concentration since joining the department as an intern in 2015. Prior to his promotion, Marx spent the previous three seasons working in amateur scouting, including the last two as assistant director. The Midland, Texas native earned a bachelor's in business administration from Notre Dame, spent four years as a CPA with PricewaterhouseCoopers in Dallas and earned his MBA from Duke University. He also spent a summer interning in the MLB Labor Relations department. He and his wife, Maggie, live in Parrish with their daughters, Adeline and Maren.



STEVE MILLER / DIRECTOR, INTERNATIONAL SCOUTING

Steve Miller was promoted to director of international scouting in September 2019 and oversees scouting activities and personnel outside the U.S. and Canada. He enters his 11th season with the Rays after spending the first six as international crosschecker. Prior to the Rays, he spent seven years scouting for the Blue Jays, as an area scout from 2006-10 and a regional crosschecker from 2011-13. Miller earned a degree in business administration from Huntingdon (Ala.) College and earned his master's from Wichita State University. He spent 13 years as a college baseball coach before moving into the professional ranks. Miller resides in Chicago with his wife, Salina, and their sons, Connor



GEORGE PAPPAS / DIRECTOR, MINOR LEAGUE OPERATIONS

George Pappas enters his 12th season with the Rays and first as director of minor league operations after being named to the role in October 2023. Among his duties, he focuses on roster management and transactions across the farm system, playing a key role in personnel decisions while managing affiliate relations and PDL Club agreements, rules compliance, and serving as primary liaison between the Rays and MLB's Office of the Commissioner on player development matters. His responsibilities also include oversight of player development administration and budgets, supervision of medical and clubhouse staffs, as well as player education programs in the United States and the Rays international academies. Pappas is originally from Cleveland, Ohio and grew up in the Tampa Bay area, attending games at Tropicana Field since the first days of the franchise. He joined the Rays in 2013 as an international and minor league operations intern and was hired full-time in January 2014, working the following three seasons in the communications department including one (2016) as the team's first Spanish interpreter. He transitioned into baseball operations in November 2016 as assistant, international and minor league operations, and was promoted to assistant director in 2021 prior to assuming his current role. Before joining the Rays, Pappas completed an internship with the New York Yankees in 2012, assisting their player development and international scouting staffs in Tampa. He previously covered Major League Baseball for ESPN Radio for parts of three seasons and authored a book, "A Tribe Reborn," chronicling the Cleveland Guardians return to prominence in the 1990s. Pappas is a graduate of the University of Florida, where he obtained a degree in journalism with a minor in Spanish. He serves on the strategic advisory board of the National Pediatric Cancer Foundation and is an accomplished musician. He and his wife Morgan reside in St. Petersburg with their two children, Jack and Loula.





CHUCK RICCI / DIRECTOR, AMATEUR SCOUTING

Chuck Ricci was promoted to director, amateur scouting in October 2022. In this role, he is responsible for all day-to-day scouting activities within the United States, Canada and Puerto Rico in preparation for the draft. He joined the Rays in October 2013 and served as national crosschecker for his first nine seasons in the organization. Prior to the Rays, Ricci worked in the Cleveland organization as national crosschecker (2005-12), regional crosschecker (2000-04) and mid-Atlantic area scout (1998-99). He was selected by the Orioles in the fourth round of the 1987 Amateur Draft and spent 11 seasons in the minors as a right-handed pitcher in the Orioles (1987-93), Phillies (1994-95), Red Sox (1996), Athletics (1997) and Expos (1997) systems. He made 7 apps in relief with the Phillies in 1995, his only career major league action. He and his wife, Anne, reside in St. Petersburg, and have two children, Ryan and Gabby.



SIMON ROSENBAUM / DIRECTOR, PLAYER PROGRAMS & INTEGRATION

Simon Rosenbaum was promoted to director, player programs and integration in October 2023. In this role, he focuses on supporting Blake Butera in all facets of the Rays minor league operations. He originally joined the Rays in 2017 as an advance scouting intern before spending the next six seasons working in baseball development, advancing from assistant (2018) to coordinator (2019-23). He attended Pomona College, where he earned bachelor's degrees in math and economics and was a Division III All-American selection as a utility player. Rosenbaum played for the Israeli national team from 2013-19 and was a member of the Olympic-qualifying squad in 2019. He also served as an assistant coach for Israel during the 2023 World Baseball Classic. Rosenbaum and his wife, Hannah, reside in San Diego, Calif.



TAYLOR SMITH / DIRECTOR, PREDICTIVE MODELING

Taylor Smith was promoted to director of predictive modeling in December 2021. In this role, he oversees the organization's player valuation models and provides mentorship and oversight to baseball research and development staff. He joined the Rays organization as an analyst in the research and development department in May 2018 and was later promoted to lead analyst. Prior to joining the Rays, Smith interned in the research and development department for the Dodgers. He graduated from the University of Georgia with joint bachelor's and master's degrees in statistics, a bachelor's degree in mathematics



PATRICK WALTERS / DIRECTOR, INTERNATIONAL OPERATIONS

Patrick Walters was promoted to director of international operations in September 2019 and begins his 15th season with the Rays. In this role, he oversees operations and staff at the Latin American academies. He joined the Rays as a baseball operations intern in 2010 and has served a variety of international and player development roles since then, including two years as assistant director of international operations. The Montgomery, Ala. native earned his bachelor's and master's degrees from the University of Alabama. In college, he was a volunteer student athletic trainer for the football team and interned for the Double-A Montgomery Biscuits. He and his wife, Amanda, live in Lakewood Ranch.



RAYS IN THE COMMUNITY



RAYS BASEBALL FOUNDATION

Official Charity of the Tampa Bay Rays



THE TAMPA BAY RAYS ARE COMMITTED TO BEING A STRONG COMMUNITY PARTNER AND ENERGIZING OUR COMMUNITY THROUGH THE MAGIC OF RAYS BASEBALL.

The Rays Baseball Foundation, a 501(c)(3) organization and the official charity of the Rays, is dedicated to improving the lives of those in need within our community, focusing primarily on education, youth development, wellness and social responsibility. Key contributors to the foundation include Rays owners, players, corporate partners, fans and employees.

PROGRAMS

BIG GAME JAMES CLUB

In 2010, Rays pitcher James Shields, and his wife, Ryane, along with the Rays, donated a suite to begin a special club for foster children called the Big Game James Club. In 2013, the suite was renamed the Home Run Club following Shields' trade to the Kansas City Royals. On Opening Day 2023, James symbolically retired as a Ray and the Home Run Club returned to its original name, the Big Game James Club. In partnership with United Concordia Dental, the Big Game James Club will continue to offer a sense of stability and belonging to foster children and support for adoptive families. More than 32,000 suite tickets have been donated. Furthering the organization's support for foster children and families, the ballpark also plays host to a permanent Heart Gallery exhibit, displaying professional portraits and personal biographies of children waiting to be adopted. The Big Game James Club and Heart Gallery events hosted by the Rays have resulted in numerous adoptions for local foster children.

RAYS JERSEY PROGRAM

Since 2014, the Rays Jersey Program has outfitted more than 100,000 Tampa Bay area Tee Ball players and coaches with jerseys and caps. The program serves nearly 80 leagues in nine area counties and has saved the leagues more than \$1 million in equipment costs. As a result of these savings, officials from some of the participating leagues have noted that they have the ability to pass these savings along to participant families. They

have also been able to repair their scoreboards, provide upgrades to dugouts, add fencing for fields, purchase additional equipment and grounds crew supplies and repair concession stands and other areas of their facilities.

RAYS SCIENCE OF BASEBALL

Each summer, Rays baseball operations staff members teach STEM curriculum at Academy Prep campuses in Lakeland, Tampa and St. Petersburg. Across five days at each campus, staff members teach students lessons from the Rays Science of Baseball program, which includes subjects such as geometry, physiology and statistics. Since 2022, over 4,800 hours of STEM instruction have been taught through the Rays Science of Baseball program.

READING WITH THE RAYS

Since 2006, the Rays Baseball Foundation's summer reading program, Reading with the Rays presented by Suncoast Credit Union, has encouraged kids to avoid summer reading loss by participating in a fun and interactive reading program over the summer months. More than 500,000 Tampa Bay area students from nine surrounding counties have participated since its inception. The program is made possible through a partnership with the Tampa Bay Times Newspaper in Education, the Rays and public library systems in Charlotte, Citrus, Hernando, Hillsborough, Manatee, Pasco, Pinellas, Polk and Sarasota counties.



TEAM SMILE

Since 2018, the Rays have partnered with Team Smile, an advocacy group that partners dental professionals with professional athletic organizations to provide life-changing dental care to underserved children in their communities. In 2018-19, the Rays hosted more than 400 children from the Boys & Girls Clubs of the Suncoast and local foster care groups for a free dental day at Tropicana Field. In 2022-23, Team Smile provided free dental care to children from Campbell Park Elementary and John Hopkins Middle School. The children received dental work free of charge, including X-rays, screening and educational material on how to protect their teeth. The value of care provided since 2018 has totaled nearly \$270,000.

SOUTH ST. PETERSBURG NEIGHBORHOOD INITIATIVE

The Rays launched the South St. Petersburg Neighborhood Initiative in response to the tragic 2009 shooting death of 8-year-old Paris Whitehead in south St. Petersburg, an underrepresented community that borders Tropicana Field. This program benefits the following organizations and initiatives:

- ◆ Academy Prep Center of St. Petersburg
- ◆ Boys & Girls Clubs of the Suncoast
- ◆ Burg Baseball
- ◆ Campbell Park Elementary
 - Field Days
 - Great American Teach In
 - Mentoring
 - Rays Room
- ◆ Feeding Tampa Bay Mobile Pantry
- ◆ Field Renovations
- ◆ John Hopkins Middle School Food Pantry

SCHOLARSHIPS

Since 2008, the Rays Baseball Foundation has teamed up with local partners to provide more than \$2 million in college scholarships to students participating in the Take Stock in Children program in Hillsborough, Manatee, Pasco, Pinellas and Sarasota counties. The foundation also funds the Academy Prep Centers for Education Scholarships in Tampa, St. Petersburg and Lakeland, the St. Petersburg College Foundation First Generation Scholars, Barry Jones Memorial Scholarship and the Don Zimmer Memorial Scholarship.

GRANTS

COMMUNITY FUND GRANT PROGRAM

The Rays Community Fund Grant Program provides assistance to local nonprofits in the Tampa Bay region. These grants help enhance and support current programs offered by community-based nonprofit organizations. The foundation has invested more than \$2 million in over 370 local nonprofits through this program.

COMMUNITY PARTNERSHIP PROGRAM

The Rays Baseball Foundation is proud to maintain long-standing partnerships with key community organizations throughout Tampa Bay. The foundation provides over \$500,000 in grants each year to established community partners in support of existing programs that serve our region.

SOCIAL JUSTICE

The Rays commit \$100,000 annually to support causes that fight systemic racism within our country. With the goal of amplifying the important, ongoing work done by those on the front lines of this effort, the Rays launched a social justice micro-site, highlighting the Racial Equity Grant Program, BIPOC businesses in Tampa Bay, educational resources ranging from museums to print and digital media, and local social justice and community development organizations. For more information, visit raysbaseball.com/socialjustice.

RAYS IN THE COMMUNITY

ECOT

The Rays Employee Community Outreach Team (ECOT) was established in 2008 to provide invaluable volunteer hours to community service agencies that enhance or improve the quality of life in the communities they serve. In total, Rays employees have logged more than 43,000 volunteer hours to support nonprofits in the Tampa Bay region.

IN-KIND DONATIONS

Each year, the Rays donate thousands of tickets, suites, experiences and autographed memorabilia to assist organizations in our nine neighboring counties to raise funds for their respective causes.

PLAY BALL

The goal of Rays Play Ball is to celebrate youth baseball and softball while simultaneously encouraging participation in all forms of the game. The Rays do this through support of youth leagues, the Rays Jersey Program, field renovations and various Play Ball events, including MLB's Play Ball Weekend.

Each summer, the Rays host children with unique abilities for the Rays Baseball Magic Clinic



at Tropicana Field. Children and their buddies complete various stations, receiving instruction on hitting, pitching and fielding. In addition, prior to every Monday home game, children with unique abilities join Rays players on the field for batting practice and the National Anthem.

PLAYER & RAYS WIVES PROGRAMS

LOWE'S HOME RUNS FOR HOPE

For every home run Rays infielder Brandon Lowe hits, he and his wife, Madison, will donate \$100 to the Crisis Center of Tampa Bay. The Rays Baseball Foundation will also contribute \$100 per home run in support of Lowe's "Home Runs for Hope" campaign. To date, the campaign has raised over \$15,000. The Crisis Center of Tampa Bay provides a range of services to ensure that no one in the community has to face a crisis alone. It is open 24 hours a day, 365 days a year as the community gateway to help. People who are struggling with a variety of crisis situations including sexual assault or abuse, domestic violence, financial distress, substance abuse, medical emergency, suicidal thoughts and other emotional or situational problems can connect to hope and healing.

LOWE'S LEGENDS

As part of the Lowe's Legends program, Brandon and Madison Lowe host youth baseball and softball players from local leagues for Rays games throughout the season, including special meet and greet opportunities. Lowe's Legends is a program focused on supporting and inspiring youth to play the game of baseball or softball.

TUESDAY'S CHAMPION

Before every Tuesday home game at Tropicana Field, the Rays host a child from the Children's Dream Fund or Make-A-Wish Foundation at the ballpark as a part of a special program called "Tuesday's Champion." The kids, accompanied by their families, are invited to participate in a VIP experience which includes being on the field during batting practice, where they can meet and interact with Rays players and coaches. They are then treated to dinner in the Rays Club before taking the field and throwing out the ceremonial first pitch. Along with these experiences, they are given a personalized jersey and a bat to commemorate the experience. The children selected for the program are battling life-threatening illnesses and occasionally come straight from the hospital for this special experience.

RAY'S FAMILIES

Throughout the season, the Rays Families support the community through various initiatives. In 2022, the Rays Families supported the Crisis Center of Tampa Bay and the Rays Baseball Foundation.

FUNDRAISING

50/50 CHARITY RAFFLE

Through the Rays Baseball Foundation 50/50 Charity Raffle, one lucky fan will walk away with a cash prize. Fans in the state of Florida can purchase tickets online or at Tropicana Field during Rays home games. Some exclusions apply. For more information, visit raysbaseball.com/5050.

GAMEDAY MEMORABILIA

Rays Authentics offers a wide variety of game-used and team-issued memorabilia. All proceeds benefit the Rays Baseball Foundation. For more information, visit raysbaseball.com/gameday.

SCOREBOARD MESSAGES

Fans can create a lasting memory at Rays home games by purchasing a scoreboard message. All proceeds benefit the Rays Baseball Foundation. For more information, visit raysbaseball.com/scoreboard.

SHIRTS OFF OUR BACKS

The Rays Baseball Foundation hosts the annual Shirts Off Our Backs fundraiser each year during the final Rays homestand of the regular season. Fans can donate to the Rays Baseball Foundation in exchange for scratch-off cards, with the chance to win game-worn jerseys, tickets to Rays home games or other prizes. For more information, visit raysbaseball.com/shirts.

For the latest Rays in the Community news, please visit raysbaseball.com/community or follow @RaysCommunity on X (Twitter).



HERE TO STAY

On September 19, 2023, the Tampa Bay Rays announced that a historic agreement had been reached with the City of St. Petersburg and Pinellas County to move forward with a new state-of-the-art ballpark and a transformational development by the Hines Historic Gas Plant Partnership on the 86-acre site where the team's current stadium sits. The agreement advances a project for St. Petersburg, Pinellas County and the Tampa Bay region that will include several million square feet of mixed-use development and a new, neighborhood ballpark for the Rays that ensures Major League Baseball is here to stay in St. Petersburg for generations. Overall, this historic project will invest more than \$6.5 billion in St. Petersburg over 20 years and be the largest mixed-use development project in Tampa Bay history.





A NEW BALLPARK & COMMUNITY SPACE

St. Petersburg's love affair with baseball dates back well over a century, hosting nine MLB teams for spring training and Negro League games at Campbell Park during the segregation era, culminating with the arrival of its own MLB team in 1998. The development of a new state-of-the-art ballpark represents the next chapter of St. Petersburg's baseball history and ensures it will remain one of the unique 26 communities with an MLB team.



Showcasing and further enhancing Pinellas County as a world-class destination for tourism and visitation, the venue will be broadcast nightly into the largest markets across America during baseball season. It will also be designed as an active 365-day-a-year event venue, hosting other large sporting events, concerts, community gatherings including graduations and convention meetings.

A BALLPARK LIKE NO OTHER

- ◆ Covered, enclosed and air-conditioned ballpark will ensure comfort and protection from the elements while utilizing transparent glazing and operable walls to "bring the outside in."
- ◆ Architectural style embracing the Florida lifestyle and the natural beauty and character of Tampa Bay, showcasing our environment, culture and history.
- ◆ Capacity of around 30,000 for baseball and 35,000 for special events will provide the most intimate experience in MLB and exceptional sightlines for fans.
- ◆ The ballpark's unique roof design captures the essence of a "Pavilion" – a community gathering space known for its openness, airiness and flexibility.
- ◆ Modern amenities and the latest technologies will provide unique experiences and family-friendly activities including an aquarium exhibit/experience and indoor/outdoor kids zones.



COACHES & STAFF



DAVIDA FRANKLIN / TAMPA BAY RAYS

16

MANAGER

KEVIN CASH

Kevin Forrest Cash



OPENING DAY AGE **46**

POSITION PLAYED **Catcher**

BORN **12/6/77** in Tampa, FL

RESIDES **St. Petersburg, FL**

TENURE **This is his 25th season in professional baseball, 22nd at the major league level, 10th as a major league manager.**

MANAGING & COACHING CAREER

- His career 739-617 (.545) record is the best winning pct. of any manager in club history and ranks fourth among active managers...the 739 victories are 15 shy of the Rays all-time leader, Joe Maddon (754)...entering the 2024 season, he owns the eighth-most wins among active skippers.
- Named the fifth manager in Rays history on Dec. 5, 2014...is tied with his predecessor, Joe Maddon (2006-14), as the longest-tenured managers in club history...would surpass Maddon on Opening Day in 2024.
- Entering his 10th season with the Rays, he is the longest-tenured major league manager with his current team, ahead of SEA Scott Servais and LAD Dave Roberts (8 seasons each).
- On Oct. 9, 2018, agreed to a contract extension through the 2024 season with a club option for 2025.
- Has been named a BBWAA AL Manager of the Year finalist five times in the last six seasons (since 2018), winning the award twice (2020-21) and receiving votes in all six of those seasons.
- Three other current managers are former members of his coaching staff: Rocco Baldelli (Twins), Derek Shelton (Pirates) and Matt Quattraro (Royals)...on Oct. 25, 2018, Baldelli and Charlie Montoyo (Blue Jays) were both hired away for managerial jobs...became the first manager to lose two members of his staff to big league managing jobs in one offseason since FLA Jim Leyland after winning the 1997 World Series.
- Has been ejected 16 times as Rays manager, second most in franchise history behind Joe Maddon (37).
- In **2023**, led the Rays to a 99-63 record and a fifth consecutive postseason berth, extending the longest streak in club history...managed the

Rays to a sixth straight winning season and the second-most wins in franchise history, trailing only Cash's 2021 Rays (100-62).

- Named an AL Manager of the Year finalist by the BBWAA for the fifth time in six years, receiving 13 second-place and 13 third-place votes...was chosen alongside TEX Bruce Bochy and eventual winner BAL Brandon Hyde.
- Overcame 23 different players totaling 30 stints on the injured list...only five players from the Opening Day roster remained active all season: OF Randy Arozarena, C Christian Bethancourt, INF Isaac Paredes, LHP Colin Poche and INF/OF Harold Ramirez...three of the five members of the Opening Day starting rotation suffered season-ending injuries: LHP Shane McClellan, RHP Drew Rasmussen and LHP Jeffrey Springs...16 Rays pitchers spent time on the IL, tied for third most in the AL behind the Angels (18) and Athletics (17)...the Rays ended the season with 11 players on the injured list; in the AL, only the Angels and Yankees (15 each) had more.
- Used 58 players, tied with the Brewers and Dodgers for the most among postseason teams and tied for fourth most in the majors overall...his 37 pitchers used (excluding position players) were the most among postseason teams and third most overall behind the Athletics (39) and Reds (38)...it tied the second most pitchers used in Rays history, one shy of matching the club record from 2021.
- Had 25 pitchers record a win, tied for second most in the majors behind the Angels (26)...had only one qualified pitcher (Zach Eflin).
- Used 152 different batting orders in 162 games...did not use the same order more than twice.
- Was ejected a career-high-tying three times, his most since 2015 (May 5 vs. PIT; Sept. 2 at CLE; Sept. 17 at BAL).



- On July 15 at KC (G2), the Rays 4-2 victory over the Royals marked his 700th career win, making him the ninth active manager to achieve the milestone at the time...MIL Craig Counsell joined the group later in the season.
- In **2022**, managed the Rays to a 86-76 record and led them to a fourth straight postseason berth, extending the longest streak in club history...led the Rays to a fifth consecutive winning season.
- Survived 31 different players totaling 42 stints on the injured list...only four players from the Opening Day roster remained active all season: RHP Jason Adam, OF Randy Arozarena, RHP Corey Kluber and INF Taylor Walls...their injured list reached 17 players on July 14 and from July 27-29, tying the single-game club record (Aug 16-17, 2021; Aug 19-22, 2021; Aug 24-25, 2021)...according to Spotrac, the Rays totaled 2,296 days on the injured list, third in the majors behind the Reds (2,638) and Twins (2,363).
- Used 61 players, matching the club record from 2021 and tied with the Mets for most among 2022 postseason teams...his 37 pitchers used (excluding position players) fell one shy of matching the club record from 2021.
- Had 26 pitchers record a win, second in major league history behind the 2016 Braves (28)...used 11 pitchers to record a save, tied for third in the majors behind the Dodgers (12) and Yankees (12).
- Used 158 different batting orders in 162 games, tying the franchise record from 2021.
- Ejected twice in a span of 10 games (May 22 at BAL, June 1 at TEX) after going 225 games without an ejection from Sept. 2, 2020–May 21, 2022.
- In **2021**, managed the Rays to a 100-62 record, a club record for wins in a season over 2008 (97)... led the Rays to back-to-back division titles.
- Named AL Manager of the Year by the BBWAA, receiving 19 of 30 first-place votes...became the first AL manager to win in back-to-back seasons and second manager overall, joining ATL Bobby Cox in 2004-05...his back-to-back wins followed third-place finishes in both 2018 and 2019.
- Remains one of 16 to win multiple BBWAA Manager of the Year Awards, joining four-time winners Bobby Cox, Tony La Russa and Buck Showalter, three-time winners Joe Maddon, Dusty Baker, Jim Leyland, Bob Melvin, Lou Piniella and Terry Francona and two-time winners Sparky Anderson, Davey Johnson, Tommy Lasorda, Jack McKeon, Mike Scioscia and Joe Torre.

- Named *Sporting News* AL Manager of the Year for a third consecutive season...became the second manager to win in at least three straight seasons, joining ATL Bobby Cox (2002-05).
- Used 61 players and 38 pitchers (excluding position players), both of which set club records.
- The Rays won the division despite no pitcher qualifying for the ERA leaderboard...excluding the shortened 2020 season, joined the 2018 Dodgers and 2017 Astros among the only teams in major league history to accomplish this.
- Used 14 different pitchers to record a save, setting a major league record over the 2021 Cubs (12), 2020 Rays (12) and 1973 Rangers (12).

LONGEST TENURED MANAGERS WITH CURRENT TEAM

MANAGER, TEAM	CURRENT SEASON	HIRE DATE
Kevin Cash, TB	10th	12/5/14
Scott Servais, SEA	9th	10/23/15
Dave Roberts, LAD	9th	11/23/15
Brian Snitker, ATL	9th, 8th full	5/18/16

RAYS MANAGERS, ALL-TIME

	W	L	PCT.
Kevin Cash (2015-pres.)	739	617	.545
Joe Maddon (2006-14)	754	705	.517
Lou Piniella (2003-05)	200	285	.412
Hal McRae (2001-02)	113	196	.369
Larry Rothschild (1998-2001)	205	294	.411

- On June 25 vs. LAA, his 500th win as Rays manager came against his predecessor, Joe Maddon.
- As manager of the defending AL champions, Cash managed the AL All-Star Team to a 5-2 win at Coors Field and brought the Rays coaching staff with him...previously, he was selected to join Terry Francona's staff for the 2017 All-Star Game at Marlins Park and AJ Hinch's staff for the 2018 All-Star Game at Nationals Park.
- In the shortened **2020** season, captured his first division title as a manager and led the Rays to the best winning pct. in franchise history.
- Named AL Manager of the Year by the BBWAA, receiving 22 of 30 first-place votes...became the second manager in Rays history to win the award, following Joe Maddon in 2008 and 2011.
- His .667 winning pct. was the third-highest for a BBWAA Manager of the Year since the award was introduced in 1983...trailed SEA Lou Piniella (.716) in 2001 and NYY Joe Torre (.704) in 1998.



- ◆ Served a one-game suspension on Sept. 2 at NYY, the first of his career, for his postgame comments the night before...after Aroldis Chapman threw at Mike Brosseau's head in the 9th inning on Sept. 1, Cash stated, "I have a whole damn stable full of guys that throw 98 miles per hour."
- ◆ Managed the Rays to the second AL pennant in franchise history...won "winner take all" games in the ALDS vs. NYY and ALCS vs. HOU.
- ◆ At 42 years old, was the youngest manager to reach the World Series since Ozzie Guillén (41) when the White Sox swept the Astros in 2005.
- ◆ Became the first to both play in the Little League World Series (Northside Little League in Tampa) and manage a team to the Fall Classic.
- ◆ At age 41 in **2019**, was the youngest AL East manager to lead his team to the postseason since 1995, when NYY Buck Showalter (age 39) and BOS Kevin Kennedy (age 41) both did it.
- ◆ Spent the **2015-18** seasons as the majors' youngest manager until Rocco Baldelli was hired by the Twins...was hired the day before his 37th birthday, and became the youngest manager since AJ Hinch piloted the 2009 D-backs at the age of 34.
- ◆ Is the sixth Tampa-born manager in major league history, and second to manage the Rays...that list includes Hall of Famers Al Lopez and Tony La Russa, Lou Piniella (for whom Cash played in 2005), Dave Miley and John Hart.
- ◆ Is the second Florida State University alum to manage the Rays, joining the franchise's first manager, Larry Rothschild.
- ◆ For two seasons (**2013-14**) before joining the Rays, served as the bullpen coach for Cleveland under Terry Francona, whom he played for with the Red Sox in 2007-08 and 2010.
- ◆ In **2012**, he was a major league advance scout for the Blue Jays.
- ◆ Finished his playing career with Triple-A Round Rock in the Rangers organization in **2011**...after the minor league season, he served as an advance scout for the major league team for the rest of 2011 and was at Tropicana Field the night Evan Longoria hit his walk-off homer in "Game 162" to send the Rays to the postseason.

PLAYING CAREER

- ◆ Played professionally for 12 seasons (2000-11) with six organizations, including parts of eight seasons in the majors with five different teams from 2002-10...played all but 20 games in his career with AL East teams...played for four

of the five teams in the division...appeared in 241 games (189GS), all at catcher.

- ◆ Threw out 26.7 pct. (43 of 161) of attempted base stealers in his career...the major league average during his career was 24.4 pct.
- ◆ Caught two seasons in the Rays organization, including 13 games with the major league club in 2005...became the second former Devil Rays/Rays player to manage in the major leagues, joining Ozzie Guillén (White Sox/Marlins)...since then, Mickey Callaway (Mets), Gabe Kapler (Phillies/Giants), Dave Martinez (Nationals), Rocco Baldelli (Twins) and Stephen Vogt (Guardians) have joined this group.
- ◆ Started for the U.S. team in the Futures Game in Milwaukee in 2002 and was a September call up by the Blue Jays later that year.
- ◆ Delivered his first major league hit on Sept. 11, 2002 at CLE, a single off Dave Burba...his first home run came the following season on Sept. 27 vs. CLE against Terry Mulholland.
- ◆ Was in the Opening Day lineup for the Blue Jays in 2004 and started a career-high 50 games...was the Jays regular catcher until mid-May, when he went on the injured list with a rib injury...returned in June and served as a backup to Gregg Zaun the rest of the season...threw out 42.4 pct. (14 of 33) of attempted base stealers, fourth best among major league catchers (min. 50 starts).
- ◆ Acquired by the Devil Rays from the Blue Jays for Chad Gaudin at the 2004 Winter Meetings in Anaheim...was on the Devils Rays major league roster in 2005 for 39 days (June 13-July 22) replacing veteran Charles Johnson, who was released...homed in his first at-bat as a Ray, and remains one of 14 who have done that...it came on June 15 vs. MIL off Victor Santos...in that same game, he caught Hideo Nomo's 200th career win, automatically qualifying Nomo for Meikyukai, one of Japan's two baseball halls of fame...of his five hits as a Ray, two were home runs...Cash's only other homer as a Devil Ray came off Hall of Famer Randy Johnson on June 21 at NYY in a 20-11 loss.
- ◆ Was on the 40-man roster for former Rays Manager Joe Maddon's first spring training camp in 2006, but spent the entire season at Triple-A Durham and never played for Joe.
- ◆ Received World Series rings from the 2007 Red Sox and 2009 Yankees...joined the Red Sox for the last six weeks of the 2007 season when catcher Doug Mirabelli went on the injured list...was on the Red Sox ALDS roster, but did not play.



- ◆ Started 42 games for the Red Sox in 2008, including all 30 of Tim Wakefield's starts... homered in Game 4 of the ALCS vs. TB at Fenway Park off Andy Sonnanstine...was in the visitors' dugout at Tropicana Field when the Rays clinched the AL pennant with a 3-1 win in Game 7.
- ◆ Was up with the Yankees for two weeks in 2009 (May 12-27) and appeared in 10 games while Jorge Posada was on the injured list.
- ◆ In his last major league season in 2010, he was traded from the Astros back to the Red Sox on July 1 when catchers Jason Varitek and Victor Martinez went on the injured list...in the final start of his career on Oct. 2 vs. NYY, he played a key role in a Red Sox win that helped propel the eventual AL East champion Rays into a first-place tie with the Yankees with a game to play...his bases-loaded walk in the 8th inning tied the game that was eventually won, 7-6, by the Red Sox.

AMATEUR CAREER

- ◆ Played infield in high school and college...played three seasons at Florida State University...as a junior (1999), hit .317 (80-for-252) with 14 HR and 58 RBI, earning second team All-ACC honors... named Most Valuable Player of the Tallahassee Regional in the 1999 College World Series.
- ◆ Kevin, his father, Mike, and his late uncle, Ron, all played in the College World Series; Ron with Florida State in 1970 and Mike with Georgia Southern in 1973...all three were infielders... Mike was drafted in the 27th round by the Giants in 1974 and played five seasons in the Giants and Phillies chains...in 1976 with Fresno in the Class-A California League, he had 22 HR and 102 RBI...only one other player in the Giants organization hit more home runs that season: Bobby Murcer had 23 with the big league club... Ron played two seasons in the majors with the Tigers (1973-74) and hit .297 in 34 career games.
- ◆ At FSU, he played in the first-ever Devil Rays game, a spring exhibition at Al Lang Field on

Feb. 26, 1998...Cash played first base for FSU and went 0-for-2 in the Devil Rays 6-3 win.

- ◆ Went undrafted out of FSU in 1999...he spent the summer with the Falmouth Commodores in the Cape Cod League, where he was named the team's Most Valuable Player...that summer he went to Manager Jeff Trundy and volunteered to move from infielder to catcher after illness and injury sidelined the team's two catchers...Kevin threw out two baserunners in his first inning behind the plate, and the position switch stuck.
- ◆ On Aug. 7, 1999—the same day Wade Boggs delivered his 3,000th career hit at Tropicana Field—he signed as a non-drafted free agent with the Blue Jays...he then worked with Ernie Whitt to develop his craft behind the plate.
- ◆ Graduated from Gaither High School in North Tampa, where he was All-State in 1996 under coach Frank Permuy, who retired in 2014 after 31 years at the school and passed away in April 2020...he was cut from the school's fall team during his sophomore season.
- ◆ Grew up in Tampa and was a member of the Tampa Northside Little League team that advanced to the 1989 Little League World Series in Williamsport, Pa. ...he was one of three 11-year-olds on a team of 12-year-olds...Kevin's Northside team was later invited to play in the first "game" ever played at Tropicana Field (then the Florida Suncoast Dome)...the youngsters played a Wiffle ball contest as part of the dome's opening ceremonies in February 1990...his father was an original Rays season ticket holder.

PERSONAL & MISC.

- ◆ Kevin and his family volunteer at Johns Hopkins All Children's Hospital in St. Pete... 17-year-old Camden, the oldest daughter of Kevin and his wife, Emily, had open-heart surgery at the same hospital in 2007, when she was only 17 months old...the couple has two other children: daughter Ella (16) and son J.D. (11).



MANAGERIAL RECORD

YEAR	CLUB	LEAGUE	WON	LOST	PCT.	POSITION
2015	Tampa Bay	American	80	82	.494	Fourth
2016	Tampa Bay	American	68	94	.420	Fifth
2017	Tampa Bay	American	80	82	.494	Third
2018	Tampa Bay	American	90	72	.556	Third
2019	Tampa Bay	American	96	66	.593	Second
2020	Tampa Bay	American	40	20	.667	First
2021	Tampa Bay	American	100	62	.617	First
2022	Tampa Bay	American	86	76	.531	Third
2023	Tampa Bay	American	99	63	.611	Second
Major League Totals			739	614	.545	

POSTSEASON MANAGERIAL RECORD

YEAR	CLUB	LEAGUE	WON	LOST	PCT.	RESULT
2019	Tampa Bay	American	3	3	.500	Lost ALDS
2020	Tampa Bay	American	11	9	.550	Lost WS
2021	Tampa Bay	American	1	3	.250	Lost ALDS
2022	Tampa Bay	American	0	2	.000	Lost WC
2023	Tampa Bay	American	0	2	.000	Lost WC
Major League Postseason Totals			15	19	.441	

CAREER BATTING

YEAR	CLUB	AVG	G	AB	R	H	2B	3B	HR	RBI	SH	SF	HB	BB-I	SO	SB	CS	GDP	OBP	SLG
2000	Hagerstown	.245	59	196	28	48	10	1	10	27	1	1	1	22-1	54	5	3	7	.323	.459
2001	Dunedin	.283	105	371	55	105	27	0	12	66	4	1	8	43-2	80	4	3	11	.369	.453
2002	Tennessee	.277	55	213	38	59	15	1	8	44	0	2	1	36-2	44	5	2	4	.381	.469
	Syracuse	.220	67	236	27	52	18	0	10	26	2	1	2	25-0	72	0	1	3	.299	.424
	Toronto	.143	7	14	1	2	0	0	0	0	0	0	0	1-0	4	0	0	1	.200	.143
2003	Syracuse	.270	93	326	37	88	28	2	8	37	0	3	2	29-1	81	1	0	14	.331	.442
	Toronto	.142	34	106	10	15	3	0	1	8	5	1	1	4-0	22	0	0	6	.179	.198
2004	Toronto	.193	60	181	18	35	9	0	4	21	0	2	4	10-0	59	0	0	3	.249	.309
2005	Durham	.293	42	147	25	43	10	0	9	27	1	2	3	12-0	42	0	0	3	.354	.544
	Tampa Bay	.161	13	31	4	5	1	0	2	2	0	0	1	1-0	13	0	0	3	.212	.387
2006	Durham	.183	78	240	17	44	10	1	2	21	3	1	5	24-0	74	1	2	7	.270	.258
2007	Pawtucket	.176	59	176	22	31	7	0	7	25	5	2	2	23-0	56	0	0	4	.276	.335
	Boston	.111	12	27	2	3	1	0	0	4	0	1	1	4-0	13	0	0	2	.242	.148
2008	Boston	.225	61	142	11	32	7	0	3	15	0	2	0	18-1	50	0	0	6	.309	.338
2009	Scranton/W-B	.221	23	68	7	15	1	0	2	9	0	0	0	9-0	23	0	0	4	.312	.324
	New York-AL	.231	10	26	1	6	2	0	0	3	0	1	1	0-0	5	0	0	1	.250	.308
2010	Round Rock	.235	10	34	3	8	0	0	0	4	0	0	0	3-0	10	0	0	1	.297	.235
	Houston	.204	20	54	3	11	1	0	2	4	2	0	0	5-0	13	0	0	2	.271	.333
	Boston	.133	29	60	1	8	1	0	0	1	1	0	1	6-0	16	0	0	2	.224	.150
	Pawtucket	.250	1	4	1	1	0	0	0	1	0	0	0	0-0	1	0	0	0	.250	.250
	Lowell	.250	1	4	0	1	1	0	0	0	0	0	0	0-0	0	0	0	0	.250	.500
2011	Round Rock	.244	85	291	36	71	15	2	6	45	0	1	4	44-0	63	0	1	7	.350	.371
Minor League Totals		.245	678	2306	296	566	142	7	74	332	16	14	28	270-6	600	16	12	65	.330	.409
Major League Totals		.183	246	641	51	117	25	0	12	58	8	7	9	49-1	195	0	0	26	.248	.278

POSTSEASON BATTING

YEAR	SERIES	CLUB	AVG	G	AB	R	H	2B	3B	HR	RBI	SH	SF	HB	BB-I	SO	SB	CS	GDP	OBP	SLG
2008	ALDS	BOS vs. LAA	-	1	0	0	0	0	0	0	0	0	0	0	0-0	0	0	0	0	-	-
	ALCS	BOS vs. TB	.333	3	3	1	1	0	0	1	1	0	0	0	0-0	1	0	0	0	.333	1.333
Postseason Totals			.333	4	3	1	1	0	0	1	1	0	0	0	0-0	1	0	0	0	.333	1.333



46

MAJOR LEAGUE FIELD COORDINATOR

TOMAS FRANCISCO

Tomas Francisco (toe-MAHS)



OPENING DAY AGE **35**

POSITION PLAYED **Catcher**

BORN **4/4/88** in **Santiago, DR**

RESIDES **North Port, FL**

TENURE **This is his 16th season in professional baseball, 12th as a coach, manager or instructor, second as a major league coach.**

COACHING CAREER

- Enters his second season on Kevin Cash's staff... named major league field coordinator on Nov. 14, 2022...is the third field coordinator in franchise history, following Rocco Baldelli (2018) and Paul Hoover (2019-22)...in this role, he works defensively with catchers and focuses on the development of major league players.
- Has spent the entirety of his professional coaching career in the Rays organization, including four seasons (2019-22) as a minor league catching coordinator...spent the previous three seasons with the GCL Rays as a manager (2018) and coach (2016-17)...began his coaching career with the DSL Rays from 2013-15.

- Was the hitting coach for the Aguilas Cibaenas in the Dominican Winter League following the 2020 season...spent two seasons as the first base coach for the Estrellas de Oriente in the DWL.

PLAYING CAREER

- Signed by Devil Rays scout Junior Ramirez on May 3, 2006 and began his professional career with the DSL Rays...the former catcher played four seasons in the Rays system, reaching as high as Class-A Bowling Green in 2010.

PERSONAL & MISC.

- He and his wife, Estaurys, reside in North Port.

CAREER BATTING

YEAR	CLUB	AVG	G	AB	R	H	2B	3B	HR	RBI	SH	SF	HB	BB-I	SO	SB	CS	GDP	OBP	SLG
2007	DSL Devil Rays	.233	44	150	16	35	6	1	1	14	1	0	6	10-1	23	0	0	7	.307	.307
2008	Princeton	.241	23	87	7	21	6	0	1	7	0	2	2	1-0	18	0	0	5	.261	.345
2009	Princeton	.224	37	125	10	28	6	1	0	20	0	1	2	5-0	31	1	3	7	.263	.288
2010	Bowling Green	.247	50	162	22	40	8	0	0	17	1	1	4	12-0	33	2	0	2	.313	.296
Minor League Totals		.237	154	524	55	124	26	2	2	58	2	4	14	28-1	105	3	3	21	.291	.305

MANAGERIAL RECORD

YEAR	CLUB	LEAGUE	WON	LOST	PCT.	POSITION
2018	GCL Rays	Gulf Coast (Rookie)	33	23	.589	Second



9

FIRST BASE COACH

MICHAEL JOHNS

Michael J. Johns



OPENING DAY AGE **48**

POSITION PLAYED **Infield**

BORN **8/26/75** in **Fernandina Beach, FL**

RESIDES **Palmetto, FL**

TENURE **This is his 19th season in professional baseball, 16th as a coach or instructor, first as a major league coach.**

COACHING CAREER

- ◆ Begins his first season on Kevin Cash's staff... hired on Nov. 8, 2023 as the eighth first base coach in franchise history, following Billy Hatcher (1998-99, 2003-05), José Cardenal (2000-01), Lee May (2001-02), George Hendrick (2006-14), Dave Martinez (who filled in for Hendrick for three weeks during the 2007 season), Rocco Baldelli (2015-17), Ozzie Timmons (2018-21) and Chris Prieto (2022-23)... also included among his primary duties are baserunning and outfield instruction.
- ◆ Enters his 17th season in the Rays organization after joining the Short-A Hudson Valley coaching staff in 2008...has spent nine seasons a minor league manager...in 2023, guided Triple-A Durham to an 88-62 record and an International League Championship Series appearance.
- ◆ Served as the Rays minor league field coordinator for five seasons from 2018-22...prior to that position, managed Class-A Charlotte (2015-17), Class-A Bowling Green (2014), Short-A Hudson Valley (2013) and rookie-level Princeton (2010-12)...was a member of the Hudson Valley coaching staff from 2008-09.

- ◆ Led Class-A Charlotte to the only championship in club history in 2015, defeating the Daytona Tortugas 3-1 in the Florida State League Championship Series...the Stone Crabs playoff roster featured multiple future major leaguers, including RHP Germán Márquez, OF Steven Souza Jr. and RHP Hunter Wood.
- ◆ Prior to the Rays, he was the head coach at Orange Park (Fla.) High School from 2004-07 and spent four years as an assistant coach at Fernandina Beach (Fla.) High School.

PLAYING CAREER

- ◆ The middle infielder spent two seasons in the Rockies farm system from 1997-98 after being selected by them in the 19th round of the 1997 First-Year Player Draft...hit .215 with 5 HR and 36 RBI over 121 games at the Class-A level.
- ◆ Played for the Allentown Ambassadors in the independent Northern League East in 1999.

PERSONAL & MISC.

- ◆ He and his wife, Kimmie, have a dog, Sneakers.



CAREER BATTING

YEAR	CLUB	AVG	G	AB	R	H	2B	3B	HR	RBI	SH	SF	HB	BB-I	SO	SB	CS	GDP	OBP	SLG
1997	Portland	.232	62	220	28	51	4	3	3	27	6	5	0	11-0	66	2	2	5	.263	.318
1998	Asheville	.192	59	167	18	32	5	1	2	9	2	2	0	7-0	34	3	0	2	.222	.269
1999	Allentown (IND)	.226	41	159	27	36	9	1	3	22	6	1	1	4-0	35	2	1	5	.249	.352
Minor League Totals		.214	121	387	46	83	9	4	5	36	8	7	0	18-0	100	5	2	7	.245	.297
Independent Lg. Totals		.226	41	159	27	36	9	1	3	22	6	1	1	4-0	35	2	1	5	.249	.352

MANAGERIAL RECORD

YEAR	CLUB	LEAGUE	WON	LOST	PCT.	POSITION
2010	Princeton (R)	Appalachian (Rookie)	33	35	.485	Fourth
2011	Princeton (R)	Appalachian (Rookie)	30	38	.441	Fourth
2012	Princeton (R)	Appalachian (Rookie)	36	32	.529	Third
2013	Hudson Valley	New York-Penn (A)	38	37	.507	Third
2014	Bowling Green	Midwest (A)	61	77	.442	Eighth
2015	Charlotte	Florida State (A)	69	66	.511	Fourth
2016	Charlotte	Florida State (A)	64	71	.474	Fifth
2017	Charlotte	Florida State (A)	69	66	.511	Fourth
2023	Durham	International (AAA)	88	62	.587	Second
Minor League Totals			488	484	.502	



WILL VRAGOVIC / TAMPA BAY RAYS



53

ASSISTANT PITCHING & REHAB COACH

RICK KNAPP

Richard Allen Knapp



OPENING DAY AGE **62**

POSITION PLAYED **Pitcher**

BORN **12/11/61** in **Baltimore, MD**

RESIDES **Port Charlotte, FL**

TENURE **This is his 42nd season in professional baseball, 36th as a coach or instructor, sixth as a major league coach.**

COACHING CAREER

- Enters his third season on Kevin Cash's staff... named assistant pitching and rehab coach on Nov. 18, 2021...in this role, he assists pitching coach Kyle Snyder and helps oversee the day-to-day coaching of rehabbing pitchers...joined the Rays in advance of the 2018 season and spent four years as pitching coach of Triple-A Durham.
- In 2017, he was the international pitching coordinator for Major League Baseball.
- Has totaled 17 seasons as a minor league pitching coordinator with three organizations: Dodgers (2013-16), Royals (2012) and Twins (1997-2008).
- Was the pitching coach for the Tigers under Manager Jim Leyland from 2009-11.
- Joined the Twins organization in 1996 and spent his first season there as pitching coach for the Rookie-level GCL Twins.
- Began his coaching career in 1988 and spent eight seasons coaching Rangers affiliates between Class-A Gastonia (1988), the Rookie-level GCL Rangers (1989-92, 1995) and Triple-A Oklahoma City (1993-94).
- Has coached in the Arizona Fall League and for the Aragua Tigers and Tiburones de La Guaira in the Venezuelan Winter League.

PLAYING CAREER

- Selected by the Rangers in the 41st round of the 1983 First-Year Player Draft out of Virginia Tech and pitched for five seasons in the minor leagues.
- In 1985, went 13-7 in 29 games (25GS) for Class-A Salem and led the Carolina League with 180.0 IP...spent the 1986 season with Double-A Tulsa before ending his playing career in 1987 with Tulsa and Oklahoma City, going 0-1 with a 6.59 ERA in his only two starts at the Triple-A level.

PERSONAL & MISC.

- Has a degree in sociology from Virginia Tech.
- Resides in Port Charlotte with his wife, Sharon, and their two children, Leah and Ricky.
- His son, Ricky, was selected by the Tigers in the 44th round of the 2010 First-Year Player Draft out of Port Charlotte High School, but opted to attend Florida Gulf Coast University...he was selected by the Mets in the eighth round of the 2013 First-Year Player Draft and played in the independent Atlantic League and Frontier League in 2021.

CAREER PITCHING

YEAR	CLUB	W	L	ERA	G	GS	CG	SHO	SV	IP	H	R	ER	HR	HB	BB-I	SO	WP	BK
1983	GCL Rangers	3	1	1.29	9	8	0	0	0	42.0	31	12	6	0	0	6-0	36	3	1
	Salem	0	0	8.47	7	0	0	0	0	17.0	24	21	16	2	2	8-0	12	0	0
1984	Burlington	6	9	3.31	33	18	6	3	1	147.0	144	75	54	9	6	39-0	122	7	2
1985	Salem	13	7	3.40	29	25	6	1	0	180.0	187	89	68	15	3	55-1	127	5	2
1986	Tulsa	6	16	5.89	26	26	4	1	0	160.1	182	115	105	13	7	67-1	97	5	5
1987	Tulsa	8	12	4.33	24	24	4	1	0	153.2	163	89	74	14	6	43-5	98	4	2
	Oklahoma City	0	1	6.59	2	2	0	0	0	13.2	17	10	10	6	0	4-0	3	0	0
Minor League Totals		36	46	4.20	130	103	20	6	1	713.2	748	411	333	59	24	222-7	495	24	12



27

BENCH COACH

RODNEY LINARES

Rodney Linares (lih-NAHR-ehs)



OPENING DAY AGE **46**

POSITION PLAYED **Infield**

BORN **8/7/77** in **Brooklyn, NY**

RESIDES **San Pedro de Macoris, DR**

TENURE **This is his 28th season in professional baseball, 26th as a coach or manager, sixth as a major league coach.**

COACHING CAREER

- Enters his sixth season on the Rays staff, second as bench coach...replaced Matt Quatraro, who was hired as Royals Manager on Oct. 30, 2022... is the 11th bench coach in club history, following Frank Howard (1998-99), Bill Russell (2000), Hal McRae (2001), Billy Hatcher (2001-02), John McLaren (2003-05), Bill Evers (2006-07), Dave Martinez (2008-14), Tom Foley (2015-17), Charlie Montoyo (2018) and Quatraro (2019-22).
- Before moving into his current role, spent four seasons as the Rays third base coach from 2018-22.
- Managed the Dominican Republic in the 2023 World Baseball Classic...in a loaded Group D that also featured Puerto Rico and Venezuela, went 2-2 in pool play, but did not advance to the knockout stage...was first introduced at a press conference by Dominican baseball federation chief Juan Nunez and WBC team general manager Nelson Cruz.
- Prior to joining the Rays, spent 21 years in the Astros organization, including the last 12 as a manager...compiled a 761-694 (.523) record managing Triple-A Fresno (2018), Double-A Corpus Christi (2015-17), Class-A Lancaster (2012-14), Class-A Lexington (2010-11) and Rookie-level Greenville (2007-09)...managed Jose Altuve, Carlos Correa, Alex Bregman, J.D. Martinez and many other future big leaguers.
- In 2018, managed Fresno to an 82-57 (.590) record, winning the Pacific Coast League North

Division title...named the PCL's Best Manager Prospect by *Baseball America*.

- Guided his teams to the postseason in six of his last seven seasons...led Corpus Christi to the two winningest seasons in franchise history (2015-16) and was named Texas League Manager of the Year in 2015...won a pair of California League championships (2012, 2014) and was named the league's Manager of the Year in 2012.
- Was involved with the Dominican Winter League for 13 straight seasons (2006-18)...this included time as a manager for the Aguilas Cibaenas (2018), Gigantes del Cibao (2017) and Estrellas de Oriente (2016).
- Began his coaching career in 1999 as a coach and scout for the Astros Dominican Republic operations and remained in that role through the 2004 season...served as the hitting coach at Lexington from 2005-06.

PLAYING CAREER

- The former infielder was originally signed by the Tigers in 1997 and spent parts of two seasons in the minors in the Tigers and Astros (1998) systems.

PERSONAL & MISC.

- His father, Julio Linares, is the Astros senior advisor for Latin American development and has been part of the organization since 1973.
- Has three sons: Steven, Ryan and Milan.



MANAGERIAL RECORD

YEAR	CLUB	LEAGUE	WON	LOST	PCT.	POSITION
2007	Greeneville	Appalachian (R)	17	51	.250	Fifth
2008	Greeneville	Appalachian (R)	30	36	.455	Fifth
2009	Greeneville	Appalachian (R)	27	40	.403	Fifth
2010	Lexington	California (A)	71	68	.511	Fourth
2011	Lexington	California (A)	59	79	.428	Sixth
2012	Lancaster	California (A)	74	66	.529	Second
2013	Lancaster	California (A)	82	58	.586	First
2014	Lancaster	California (A)	78	62	.557	First
2015	Corpus Christi	Texas (AA)	89	51	.636	First
2016	Corpus Christi	Texas (AA)	85	55	.607	First
2017	Corpus Christi	Texas (AA)	67	71	.486	Second
2018	Fresno	Pacific Coast (AAA)	82	57	.590	First
Minor League Totals			761	694	.523	

CAREER BATTING

YEAR	CLUB	AVG	G	AB	R	H	2B	3B	HR	RBI	SH	SF	HB	BB-I	SO	SB	CS	GDP	OBP	SLG
1997	GCL Tigers	.228	25	57	5	13	0	1	0	10	1	3	0	6-0	23	0	2	1	.288	.263
1998	GCL Astros	.079	14	38	1	3	0	0	0	0	1	0	0	4-0	17	0	1	0	.167	.079
Minor League Totals		.168	39	95	6	16	0	1	0	10	2	3	0	10-0	40	0	3	1	.241	.189



WARREN HYPES / TAMPA BAY RAYS



33**BULLPEN COACH**

JORGE MONCADA

Jorge L. Moncada (HOER-hay moan-KAH-duh)OPENING DAY AGE **39**POSITION PLAYED **Pitcher**BORN **8/14/84** in **San Cristobal, VEN**RESIDES **North Port, FL**TENURE **This is his 24th season in professional baseball, 20th as a coach or instructor, second as a major league coach.**

COACHING CAREER

- Named the eighth bullpen coach in Rays history on Oct. 17, 2022, replacing the retired Stan Boroski...follows Orlando Gomez (1998-2000), Bobby Ramos (1998, 2006-11), Terry Collins (2001), Darren Daulton (2001), Glenn Ezell (2001-02), Matt Sinatro (2003-05) and Boroski (2012-22).
- All but one season of his coaching career has come since joining the Rays organization.
- Spent seven seasons (2016-22) as a minor league pitching coordinator...was the minor league assistant pitching coordinator in 2015.
- Finished the 2013 season and spent 2014 as a pitching coach for Short-A Hudson Valley.
- Joined the Rays organization as a pitching instructor in February 2006...served as a pitching coach for the Rookie-level team in the Venezuelan Summer League after the Rays

opened their Venezuelan baseball academy in 2007...the Rays played in the VSL in 2007 as part of a co-op team with the Reds before forming a team of their own in 2008...totaled seven years (2007-13) as the pitching coach of the VSL Rays.

- Joined the coaching ranks as the VSL Astros bullpen coach in 2005.

PLAYING CAREER

- The former left-handed pitcher played four seasons in the Astros system and was signed in 2001 by then-Astros scout Andres Reiner, who joined the Rays organization in 2006, retired in 2012 and passed away at age 80 in 2016.

PERSONAL & MISC.

- Jorge and his wife, Crisbel, have a daughter, Nicole, and a son, Jorge Andres.

DID YOU KNOW?

THE SAVE RULE / ADOPTED IN 1969

Rule 10.20: Saves for Relief Pitchers

Credit a pitcher with a save when he meets all three of the following conditions:

- [1] He is the finishing pitcher in a game won by his club; and
- [2] He is not the winning pitcher; and
- [3] He qualified under one of the following conditions:
 - (a) He enters the game with a lead of no more than three runs and pitches for at least one inning.
 - (b) He enters the game, regardless of the count, with the potential tying run either on base, or at-bat, or on deck (that is, the potential tying run is either already on base or is one of the first two batsmen he faces); or
 - (c) He pitches effectively for at least three innings.



51

HITTING COACH

CHAD MOTTOLA

Charles Edward Mottola (muh-TOLE-uh)



OPENING DAY AGE **52**

POSITION PLAYED **Outfield**

BORN **10/15/71 in Augusta, GA**

RESIDES **Orlando, FL**

TENURE **This is his 33rd season in professional baseball, 17th as a coach or instructor, 10th as a major league coach.**

COACHING CAREER

- Enters his seventh full season as Rays hitting coach...named to the post on Sept. 6, 2016, replacing Derek Shelton, and filled the role for the last 24 games of the season...is the seventh hitting coach in franchise history, following Steve Henderson (1998, 2006-09), Leon Roberts (1999-2000), Wade Boggs (2001), Milt May (2002), Lee Elia (2003-05) and Shelton (2010-16).
- During his seven full years as hitting coach, the Rays rank fifth in the AL in runs and on-base pct. (.322) and sixth in OPS (.742)...over the last three seasons (2020-22), the Rays rank second in the AL behind the Astros (2,706) with 2,672 runs.
- In 2023, oversaw a Rays offense that scored 860 runs while slashing .260/.331/.445—all marks ranked second in the AL behind the eventual-world champion Rangers...the group set club records in runs, home runs (230), RBI (827), slugging pct. and total bases (2,452).
- In 2021, the Rays ranked second in the majors with 857 runs behind the Astros (863)...they held the majors' outright lead in runs for 24 days, including a 21-day stretch from Aug 29-Sep 18.
- Joined the Rays organization in 2014 as a minor league hitting coordinator and remained in that role for three seasons until his promotion to major league hitting coach.
- Was the hitting coach for the Blue Jays under Manager John Gibbons in 2013...prior to that, spent three seasons (2010-12) as hitting coach for the Blue Jays Triple-A affiliate, the Las Vegas 51s...after his playing career ended in 2007, he served as a coach for the GCL Blue Jays for one season and a roving hitting instructor for the Jays in 2009.

PLAYING CAREER

- During his 16-year pro career, played in exactly 1,800 games in the minors and 59 games in the majors over parts of five seasons with the Reds (1996), Blue Jays (2000, 2006), Marlins (2001) and Orioles (2004)...spent time in eight different organizations and was signed three different times as a free agent by the Blue Jays.
- Elected to the Triple-A International League Hall of Fame on Jan. 28, 2020...spent nine seasons in the IL with six different franchises...won the Governors' Cup with Charlotte in 1999 and IL MVP honors with Syracuse in 2000.
- Was a 10th-round pick by the Orioles out of St. Thomas Aquinas High School in Fort Lauderdale, but attended the University of Central Florida...selected by the Reds in the first round (fifth overall) of the 1992 First-Year Player Draft, immediately before the Yankees drafted Derek Jeter.
- Was a teammate of Rays Manager Kevin Cash in 2002 at Triple-A Syracuse.
- Hit 4 HR in the majors, including 2 HR off former Cy Young Award winner Fernando Valenzuela while a rookie with the Reds in 1996...his last homer came off current Bally Sports Sun color analyst Brian Anderson, on June 30, 2004 at KC, helping the Orioles to a 13-4 win.

PERSONAL & MISC.

- In 1992, became the first player in UCF history to be selected in the first round of MLB's First-Year Player Draft...finished his collegiate career with a .331 avg., 23 HR and 148 RBI in 177 games.
- As a junior in 1992, earned first team All-American honors after leading the Knights with 52 runs, 7 3B, 14 HR and 143 total bases.
- Met his wife, Emily, at UCF, and they got married in 2005...they have two kids, Luke and Elle.



CAREER BATTING

YEAR	CLUB	AVG	G	AB	R	H	2B	3B	HR	RBI	SH	SF	HB	BB-I	SO	SB	CS	GDP	OBP	SLG
1992	Billings	.286	57	213	53	61	8	3	12	37	0	0	0	25-0	43	12	3	4	.361	.521
1993	Winston-Salem	.280	137	493	76	138	25	3	21	91	0	3	2	62-2	109	13	7	9	.361	.471
1994	Chattanooga	.241	118	402	44	97	19	1	7	41	2	2	1	30-1	68	9	12	12	.294	.346
1995	Chattanooga	.293	51	181	32	53	13	1	10	39	0	1	1	13-0	32	1	2	2	.342	.541
	Indianapolis	.259	69	239	40	62	11	1	8	37	1	1	0	20-0	50	8	1	6	.315	.414
1996	Indianapolis	.262	103	362	45	95	24	3	9	47	0	4	4	21-3	93	9	6	10	.307	.420
	Cincinnati	.215	35	79	10	17	3	0	3	6	0	0	0	6-1	16	2	2	0	.271	.367
1997	Indianapolis	.289	83	284	33	82	10	6	7	45	0	2	4	16-2	43	12	4	6	.333	.440
	Chattanooga	.362	46	174	35	63	9	3	5	32	1	5	1	16-1	23	7	1	3	.408	.534
1998	Indianapolis	.417	5	12	2	5	0	0	1	2	0	0	0	4-0	0	0	2	0	.563	.667
	Tulsa	.500	8	26	9	13	1	0	1	7	0	0	0	10-1	1	3	0	0	.639	.654
	Oklahoma	.265	74	257	29	68	13	1	2	22	0	2	1	18-1	49	8	3	7	.313	.346
1999	Charlotte	.321	140	511	95	164	32	4	20	94	0	7	3	60-1	83	18	6	7	.391	.517
2000	Syracuse	.309	134	505	85	156	25	3	33	102	0	5	5	37-2	99	30	15	11	.359	.566
	Toronto	.222	3	9	1	2	0	0	0	2	0	0	1	0-0	4	0	0	0	.300	.222
2001	Calgary	.295	119	457	66	135	23	2	15	66	0	1	4	30-0	85	11	5	5	.343	.453
	Florida	.000	5	7	1	0	0	0	0	1	0	1	0	2-0	2	0	0	0	.200	.000
2002	Syracuse	.261	122	476	77	124	35	1	13	67	0	7	4	51-2	87	12	2	9	.333	.420
2003	Durham	.258	56	213	24	55	7	1	6	28	1	2	1	19-1	37	6	3	4	.319	.385
	Pawtucket	.319	21	72	11	23	3	2	3	18	1	0	1	6-0	10	0	1	1	.380	.542
2004	Ottawa	.265	117	457	60	121	22	0	22	69	0	5	9	22-0	90	8	0	13	.308	.457
	Baltimore	.143	6	14	2	2	1	0	1	3	0	0	0	2-0	3	0	0	1	.250	.429
2005	Syracuse	.257	124	475	67	122	27	3	21	69	0	3	4	34-2	99	2	5	4	.310	.459
2006	Syracuse	.265	110	431	48	114	27	2	16	65	0	1	2	30-1	103	8	0	9	.315	.448
	Toronto	.250	10	16	3	4	2	0	0	0	0	0	0	0-0	3	0	0	0	.250	.375
2007	Syracuse	.267	106	405	71	108	24	3	17	56	0	3	3	33-2	78	6	1	9	.324	.467
	Minor League Totals	.280	1800	6645	1002	1859	358	43	249	1034	6	54	50	557-22	1282	183	79	131	.338	.459
	Major League Totals	.200	59	125	17	25	6	0	4	12	0	1	1	10-1	28	2	2	1	.263	.344



WARREN HYPES / TAMPA BAY RAYS



35

ASSISTANT HITTING COACH

BRADY NORTH

Brady Timothy North



OPENING DAY AGE **32**

POSITION PLAYED **First Base**

BORN **4/24/91** in **Nashville, TN**

RESIDES **Tampa, FL**

TENURE **This is his sixth season in professional baseball, third as a major league coach.**

COACHING CAREER

- ◆ Enters his third season on Kevin Cash's staff... named assistant hitting coach on Nov. 18, 2021.
- ◆ Has spent the entirety of his professional coaching career in the Rays organization...in 2021, served as hitting coach for Class-A Bowling Green, which won the league championship and led the league in runs (tied), homers, walks, on-base pct. and slugging pct...assigned to Class-A Charlotte for the 2020 season canceled by the COVID-19 pandemic...joined the professional ranks as the hitting coach for the Rookie-level GCL Rays in 2019.
- ◆ Prior to joining the Rays, was the director of hitting and mental performance at Top Level Athletes in Orlando, where he created and implemented individualized hitting programs through the use of movements, data and mental conditioning.
- ◆ Served as a graduate assistant coach at Cumberland University from 2017-18...assisted

the Cotuit Kettleers in the Cape Cod League in 2018...was the hitting coach for two seasons at Gaither High School in Tampa, including the 2016 state championship team.

PERSONAL & MISC.

- ◆ Graduated from Cumberland University with a master's degree in sport and exercise science... played collegiately for Cumberland and was on the 2014 NAIA National Championship Team.
- ◆ Played independent ball for two seasons in the Frontier League with the Washington Wild Things (2015) and Lake Erie Crushers (2016).
- ◆ Graduated from Gaither High School in Tampa in 2010...his No. 35 jersey was retired by the school in a pre-game ceremony on Feb. 11, 2022.
- ◆ His father, Nelson, has been the head coach at Gaither High School since 2015 and formerly coached at the University of Tampa and the University of South Florida.

CAREER BATTING

YEAR	CLUB	AVG	G	AB	R	H	2B	3B	HR	RBI	SH	SF	HB	BB-1	SO	SB	CS	GDP	OBP	SLG
2015	Washington (IND)	.080	12	25	0	2	1	0	0	1	0	1	0	2-0	13	1	0	0	.143	.120
2016	Lake Erie (IND)	.229	18	48	3	11	1	0	0	2	2	1	0	10-0	11	0	1	1	.356	.250
Independent lg. Totals		.178	30	73	3	13	2	0	0	3	2	2	0	12-0	24	1	1	1	.287	.206



23

PITCHING COACH

KYLE SNYDER

Kyle Ehren Snyder



OPENING DAY AGE **46**

POSITION PLAYED **Pitcher**

BORN **9/9/77 in Houston, TX**

RESIDES **St. Petersburg, FL**

TENURE **This is his 26th season in professional baseball, 13th as a coach or instructor, seventh as a major league coach.**

COACHING CAREER

- Enters his seventh season as the Rays pitching coach...hired on Oct. 3, 2017 as the eighth pitching coach in franchise history, following Rick Williams (1998-2000), Bill Fischer (2000-01), Jackie Brown (2002), Chris Bosio (2003), Chuck Hernandez (2004-05), Mike Butcher (2006) and Jim Hickey (2007-17).
- In 2023, the Rays finished among the majors' top 10 in ERA for a seventh straight season and among the top five for a fifth straight season...their 3.86 ERA ranked fifth behind the Brewers (3.71), Padres (3.73), Mariners (3.74) and Blue Jays (3.78)...this, despite using 37 pitchers, the most among postseason times and third most in the majors behind the Angels and Yankees (15 each).
- Rays starters pitched to a 3.92 ERA, fifth in the majors, despite losing three-fifths of the Opening Day rotation to season-ending injuries (Shane McClellan, Drew Rasmussen, Jeffrey Springs)...the starters ranked highly among major league rotations in opp. OPS (1st, .684), strikeout rate (2nd, 26.3%), SO/BB ratio (2nd, 4.11), opp. average (.3rd, .237), HR/9.0 IP (3rd, 1.16) and WHIP (4th, 1.17).
- During his six years as pitching coach, the Rays rank second in the majors with a 1.18 WHIP and third in ERA (3.66).
- Spent three seasons (2015-17) as the pitching coach for Triple-A Durham...in three seasons under Snyder, Bulls pitchers combined for a 3.61 ERA and twice established strikeout records...in 2016, they set an International League record with 1,287 SO...in 2017, they shattered their own record with 1,421 SO—an all-time mark for Minor League Baseball...this mark has been passed by other clubs in recent seasons.

- Has spent the entirety of his coaching career in the Rays system...began as the pitching coach for Short-A Hudson Valley in 2012...promoted to Class-A Bowling Green in 2013...served as a pitching coordinator in 2014.

PLAYING CAREER

- Pitched professionally for 11 seasons, including parts of five years in the majors with the Royals (2003, 2005-06) and Red Sox (2006-08)...in 2007, his only full season in the majors, compiled a 3.81 ERA over 46 relief appearances and was named to the Red Sox World Series roster...did not pitch in their four-game sweep over the Rockies.
- He and Kevin Cash were teammates on the Red Sox during the 2007-08 seasons, and Cash caught him for six games in 2007.
- Underwent five surgeries in his playing career, including two that sidelined him for an entire season...missed 2001 due to Tommy John surgery and 2004 due to a torn right labrum repair.
- Selected by the Royals in the first round (seventh overall) of the 1999 First-Year Player Draft out of the University of North Carolina.
- Originally selected by the Rays in the 27th round of the 1996 First-Year Player Draft out of Riverview High School in Sarasota, but did not sign...lettered in baseball, basketball, swimming and golf in high school.

PERSONAL & MISC.

- His father, Donald, played basketball at Rice University from 1970-72.
- Switch-hit all the way through college.
- He and his wife, Victoria, have one son, Luke.



CAREER PITCHING

YEAR	CLUB	W	L	ERA	G	GS	CG	SHO	SV	IP	H	R	ER	HR	HB	BB-I	SO	WP	BK	
1999	Spokane	1	0	4.13	7	7	0	0	0	24.0	20	13	11	1	2	7-0	25	1	0	
2000	GCL Royals	0	0	0.00	1	1	0	0	0	2.0	1	0	0	0	0	0-0	4	0	0	
	Wilmington	0	0	-	1	1	0	0	0	0.0	0	1	0	0	0	1-0	0	0	0	
2001	Injured-Did Not Pitch																			
2002	Wilmington	0	2	2.98	15	15	0	0	0	48.1	49	19	16	1	5	11-0	48	2	0	
	Wichita	2	2	4.21	6	6	0	0	0	25.2	21	12	12	4	1	7-1	18	3	0	
2003	Omaha	3	0	2.79	5	5	0	0	0	29.0	28	9	9	3	1	6-0	15	0	0	
	Kansas City	1	6	5.17	15	15	0	0	0	85.1	94	52	49	11	2	21-3	39	4	0	
	AZL Royals	0	0	4.50	1	1	0	0	0	2.0	3	1	1	0	0	0-0	1	0	0	
	Wichita	0	0	0.00	1	1	0	0	0	5.0	2	0	0	0	1	0-0	2	0	0	
2004	Injured-Did Not Pitch																			
2005	Omaha	2	3	3.55	15	12	0	0	0	66.0	61	32	26	3	3	22-0	48	2	1	
	Kansas City	1	3	6.75	13	3	0	0	0	36.0	55	29	27	3	1	10-1	19	1	0	
	Wichita	1	0	5.40	1	1	0	0	0	5.0	5	3	3	1	0	1-0	1	0	0	
2006	Omaha	0	4	3.88	10	9	0	0	1	60.1	63	36	26	4	1	9-0	43	5	2	
	Kansas City	0	0	22.50	1	1	0	0	0	2.0	10	9	5	1	0	1-0	2	0	0	
	Boston	4	5	6.02	16	10	0	0	0	58.1	77	42	39	11	2	19-3	55	3	0	
	Pawtucket	1	1	3.54	3	3	0	0	0	20.1	24	8	8	1	1	2-0	7	0	0	
2007	Boston	2	3	3.81	46	0	0	0	0	54.1	45	29	23	7	6	32-2	41	4	0	
2008	Boston	0	0	21.60	2	0	0	0	0	1.2	2	4	4	1	0	2-0	1	1	0	
	Pawtucket	1	4	5.26	14	7	0	0	1	37.2	34	23	22	5	6	12-0	30	3	1	
	GCL Red Sox	0	0	3.38	6	3	0	0	0	10.2	8	4	4	1	0	1-0	12	2	0	
	Lowell	0	0	0.00	1	1	0	0	0	2.1	1	2	0	0	0	0-0	1	0	0	
2009	Buffalo	3	8	4.23	33	14	0	0	1	104.1	115	54	49	12	1	32-0	74	7	1	
Minor League Totals		14	24	3.80	120	87	0	0	3	442.2	435	217	187	36	22	111-1	329	25	5	
Major League Totals		8	17	5.57	93	29	0	0	0	237.2	283	165	147	34	11	85-9	157	13	0	



DAVIDA FRANKLIN / TAMPA BAY RAYS



4

THIRD BASE COACH

BRADY WILLIAMS

Brady Charles Williams



OPENING DAY AGE **44**

POSITION PLAYED **Infield**

BORN **10/18/79** in Salt Lake City, UT

RESIDES **Tarpon Springs, FL**

TENURE **This is his 25th season in professional baseball, 19th as a coach, manager or instructor, second as a major league coach.**

COACHING CAREER

- Named the eighth third base coach in Rays history on Nov. 14, 2022, replacing Rodney Linares, who had been named bench coach... follows Greg Riddoch (1998-99), Billy Hatcher (2000), Terry Collins (2001), Tom Foley (2002-14), Charlie Montoyo (2015-17), Matt Quattraro (2018) and Linares (2019-22)...in addition to his third base coaching duties, he focuses on the continued development of infielders and outfielders.
- His entire coaching and managerial career has been with the Rays since joining the organization on March 5, 2006...spent 13 seasons as a manager in the Rays system: Triple-A Durham (2019-22), Double-A Montgomery (2014-18), Class-A Charlotte (2013), Class-A Bowling Green (2010-2012) and Short-A Hudson Valley (2009).
- In his 13 seasons as a minor league manager, he compiled a 944-799 (.542) record and guided his teams to six straight postseason appearances from 2015-22, including back-to-back league championships with Durham in 2021-22.

- Following the 2021 season, was selected by *Baseball America* as the Best Managerial Prospect in Triple-A East...the Bulls were named the *Baseball America* Minor League Team of the Year after leading the minors with 86 wins.
- Began his coaching career at the Class-A level with Vero Beach (2008), Columbus (2007) and Southwest Michigan (2006).

PLAYING CAREER

- Selected by the Red Sox in the 45th round of the 1999 First-Year Player Draft out of Pasco-Hernando Community College in New Port Richey...played five seasons of minor league ball in the Red Sox (1999-2001), Twins (2002) and Rays (2003) organizations...played independent ball for three years before joining the coaching ranks.

PERSONAL & MISC.

- Is the son of former Rays special instructor and big league manager Jimmy Williams.

DID YOU KNOW?

BALANCED SCHEDULE

Clubs now face every team in the other league each season and alternate home series annually, a structure that was implemented in 2023. The Rays will continue their annual home-and-home series with the Marlins and play a three-game series against the other 14 NL teams. As a result, the Rays now play 46 Interleague games per season, compared to 20 Interleague games during the 2013-22 seasons and 18 Interleague games from 1999-2012.



MANAGERIAL RECORD

YEAR	CLUB	LEAGUE	WON	LOST	PCT.	POSITION
2009	Hudson Valley	New York-Penn (SS-A)	38	37	.507	Third
2010	Bowling Green	Midwest (A)	61	78	.439	Sixth
2011	Bowling Green	Midwest (A)	77	63	.550	Third
2012	Bowling Green	Midwest (A)	80	60	.571	Second
2013	Charlotte	Florida State (A)	67	65	.508	Third
2014	Montgomery	Southern (AA)	66	74	.471	Fourth
2015	Montgomery	Southern (AA)	77	61	.558	First
2016	Montgomery	Southern (AA)	76	64	.543	Second
2017	Montgomery	Southern (AA)	76	64	.543	Second
2018	Montgomery	Southern (AA)	79	61	.564	First
2019	Durham	International (AAA)	75	64	.540	T-Second
2021	Durham	Triple-A East (AAA)	86	44	.662	First
2022	Durham	International (AAA)	86	64	.573	First
Minor League Totals			944	799	.542	

CAREER BATTING

YEAR	CLUB	AVG	G	AB	R	H	2B	3B	HR	RBI	SH	SF	HB	BB-1	SO	SB	CS	GDP	OBP	SLG
1999	GCL Red Sox	.256	39	121	19	31	4	2	5	25	0	3	2	29-0	45	3	3	4	.400	.446
2000	Augusta	.225	83	267	41	60	16	1	5	30	1	0	8	48-0	107	4	1	1	.359	.348
2001	Sarasota	.195	79	251	37	49	20	3	5	21	0	0	2	43-1	80	5	3	5	.318	.359
2002	New Britain	.059	8	17	0	1	0	0	0	0	0	0	0	3-0	8	0	0	0	.200	.059
	Fort Myers	.234	50	141	26	33	7	0	7	26	0	4	2	27-1	49	2	0	4	.356	.433
2003	Bakersfield	.222	5	9	0	2	0	0	0	1	0	0	0	0-0	5	0	0	0	.222	.222
	Berkshire (IND)	.221	84	272	35	60	11	3	9	38	2	0	3	31-5	98	2	1	9	.307	.382
2004	Pennsylvania (IND)	.243	117	440	57	107	17	3	15	49	0	1	3	40-2	146	2	1	4	.310	.398
2005	Bridgeport (IND)	.259	115	378	41	98	19	5	10	58	3	5	3	53-1	114	0	3	6	.351	.415
Minor League Totals		.218	264	806	123	176	47	6	22	103	1	7	14	150-2	294	14	7	14	.348	.373

DID YOU KNOW?

ORGANIZATION LEAGUE MVPs

YEAR PLAYER (LEAGUE)

1997	Jared Sandberg (Appalachian)
1999	Andrew Beinbrink (New York-Penn)
	Steve Cox (International)
2000	Josh Hamilton (South Atlantic)
2001	Toby Hall (International)
	Jonny Gomes (Appalachian)
2002	Rocco Baldelli (California)
	Wes Bankston (Appalachian)
2005	Delmon Young (Southern)
2006	Reid Brignac (California)
	Kevin Witt (International)

YEAR PLAYER (LEAGUE)

2007	Evan Longoria (Southern)
2009	Desmond Jennings (Southern)
2010	Dan Johnson (International)
2011	Russ Canzler (International)
2017	Brandon Lowe (Florida State)
2018	Wander Franco (Appalachian)
2021	Jonathan Aranda (Double-A South)
	Diego Infante (Low-A East)
2022	Jonathan Aranda (International)
2023	Junior Caminero (Southern)



MAJOR LEAGUE STAFF



JOSEPH BENGE / HEAD ATHLETIC TRAINER

Benge, 46, begins his 14th season in the Rays organization and seventh as head athletic trainer. He is the fourth head athletic trainer in club history, following Jamie Reed (1997-2002), Ken Crenshaw (2003-05) and Ron Porterfield (2006-17). Prior to his current role, he spent six years (2012-17) as minor league medical coordinator, overseeing all minor league athletic trainers and rehabilitation with minor league players. Benge joined the organization in 2011 as the athletic trainer for Triple-A Durham. He was named the 2015 Minor League Athletic Trainer of the Year by the Professional Baseball Athletic Trainers Society (PBATS) and served as athletic trainer for the World Team at the All-Star Futures Game in San Diego the following year. Prior to the Rays, he spent 10 seasons as an athletic trainer in the Orioles system (2001-10) and reached Double-A Bowie during his final four seasons there. He graduated from Loyola (Md.) College with a bachelor's degree in biology in 1999 and received his master's degree in kinesiology from Fresno Pacific University in 2010. Benge resides in Sarasota and has a daughter, Isla.



MIKE SANDOVAL / FIRST ASSISTANT ATHLETIC TRAINER

Sandoval, 58, was promoted to first assistant athletic trainer in November 2021 after four years as assistant athletic trainer. Entering his 13th season in the Rays organization, he spent the previous six years (2012-17) as an athletic trainer with Triple-A Durham. He was named an athletic trainer for the AL Team for the 2022 All-Star Game at Dodger Stadium. In 2021, he was named Rays co-Employee of the Year as a result of his efforts and dedication as the club's designated Infection Control Protection Coordinator (ICPC) during the COVID-19 pandemic. In total, he begins his 38th season in professional baseball, including 25 years with the Pirates organization. From 2001-11, he was the Pirates assistant athletic trainer and major league rehab coordinator. He also worked for Team Mexico in the World Baseball Classic in 2006 and 2009. He began his professional career in 1987 as athletic trainer for the Watertown Pirates of the New York-Penn League. He has also worked with Rookie-level Princeton (1988), Class-A Salem (1989), Double-A Harrisburg (1990), Double-A Carolina (1991, 1997-98), Triple-A Buffalo (1992-94), Triple-A Calgary (1995) and Double-A Altoona (1999-2000). Sandoval graduated from New Mexico State University in 1988 with a degree in physical education and sports medicine. He and his wife, Dodie, have a son, Michael Jr.



AARON SCOTT / ASSISTANT ATHLETIC TRAINER

Scott, 45, was named assistant athletic trainer for the major league staff in November 2021 and begins his eighth season in the Rays organization. Prior to his current role, he spent four years as the minor league medical coordinator, overseeing all minor league athletic trainers and rehabilitation with minor league players. He joined the Rays in 2017 and spent his first season in the organization as athletic trainer for Class-A Charlotte. Scott previously worked in the Phillies (2015-16) and Orioles (2004-14) organizations. He was named the 2016 Eastern League Trainer of the Year while working with the Reading Phillies and the 2009 South Atlantic League Trainer of the Year while with the Delmarva Shorebirds (Orioles). He received his bachelor's degree in athletic training from the University of Northern Iowa, then completed two internships with the NFL's Detroit Lions and was the assistant athletic trainer for the Berlin Thunder of NFL Europe in 2003 prior to joining the Orioles. Scott resides in Lakewood Ranch.





WILSON DIEZ / MAJOR LEAGUE PHYSICAL THERAPIST

Diez, 31, was named major league physical therapist in February 2022. He was also named physical therapist for the Dominican Republic in the 2023 World Baseball Classic. Prior to joining the Rays, he spent four years as a physical therapist specialist in New Jersey. He also interned with the Athletics in the Dominican Republic with their DSL team and the Mets at their spring training facility in Port St. Lucie, Fla. Diez received his bachelor's degree in athletic training from Kean University and doctorate degree in physical therapy from Marymount University. He resides in Tampa.



SHINICHIRO FUKUDA / MAJOR LEAGUE ATC/ACUPUNCTURIST

Fukuda, 38, enters his 11th season in the Rays organization and fifth full season as major league ATC/acupuncturist. He provides acupuncture treatment to players and assists with daily treatment, prevention, evaluation and rehabilitation of injuries. He served as minor league athletic trainer at the player development complex in Port Charlotte from 2015-19. Fukuda joined the Rays in 2014 as a seasonal assistant athletic trainer at the player development complex, which included minor league spring training, extended spring, the Gulf Coast League Rays and instructional league. Prior to the Rays, he completed internships with Auburn University's baseball team (2014), EXOS (2013), the Nationals (2012-13), Diamondbacks (2012) and Major League Soccer's Sporting Kansas City (2011). He earned an associate degree in athletic training and acupuncture from Trident Sports Medical College in Nagoya, Japan in 2007. He received his bachelor's degree in athletic training from Troy University in 2013 and his master's in oriental medicine and acupuncture from East West College of Natural Medicine in 2018. Originally from Himeji, Japan, Fukuda and his wife, Shiori, live in Sarasota with their two children, Sara and Sana.



BRYAN KING / HEAD MAJOR LEAGUE STRENGTH & CONDITIONING COACH

King, 44, enters his first season as head major league strength and conditioning coach and his 11th season in the Rays organization. In his most recent role as major league rehab strength and conditioning coach (2022-23), he focused on the rehabilitation process of post-injured and post-operative major league players, while also assisting the strength and conditioning team. He spent the previous eight seasons as strength and conditioning coach for Triple-A Durham and was named International League Strength and Conditioning Coach of the Year in 2018 and 2021 by the Professional Baseball Strength and Conditioning Coaches Society. Prior to the Rays, King worked in the Blue Jays organization for seven years, including the last five as strength and conditioning coach for the major league club. He served as minor league strength coach with Cleveland for two years and Triple-A Oklahoma City (Rangers) for one year. King played baseball at the University of Oklahoma while earning his degree in sociology. He was signed by the Mariners as a non-drafted free agent in 2002 and spent one season in their minor league system. He resides in Clearwater with his wife, Kim, and their son, Kayden.



TRUNG CAO / REHAB STRENGTH & CONDITIONING COORDINATOR

T.C., 57, begins his 29th season in professional baseball, eighth as the Rays strength and conditioning coordinator and his first specializing in rehab strength and conditioning. Following the 2020 season, he was selected by his peers as the Strength Coach of the Year. Prior to joining the major league staff, he spent 11 seasons as the organization's minor league strength and conditioning coordinator. He served as the White Sox's minor league strength and conditioning coordinator from 1996-2005. Cao received his bachelor's degree in physical education studies from the University of Delaware. He resides in Bradenton with his wife, Helen, and their children, Ethan and Eli.





BRAD EPSTEIN / REHAB COORDINATOR/PHYSICAL THERAPIST

Epstein, 40, was named rehab coordinator/physical therapist in December 2022. He was also named athletic trainer for Team Israel in the 2023 World Baseball Classic. He joined the Rays after 13 seasons with the Reds, including the last six as director of physical therapy in conjunction with being an assistant major league ATC in 2022. He spent the 2010-16 seasons with the Reds as physical therapist and rehabilitation coordinator. Prior to the Reds, he worked as a physical therapist at New York SportsMed and at Physical Therapy in New York City. Epstein received his bachelor's degree in athletic training and pre-physical therapy from Baldwin-Wallace University in 2005 and doctorate degree in physical therapy from Columbia University in 2009. He and his wife, Randi, reside in Cincinnati and have one son, Parker.



JOEY GREANY / STRENGTH & CONDITIONING ASSISTANT

Greany, 40, enters his 17th season in professional baseball and eighth as the Rays strength and conditioning assistant. Prior to his current role, he spent nine seasons (2008-16) with the Royals as their minor league strength and conditioning coach. He is a five-time recipient of the Professional Baseball Strength and Conditioning Coaches Society Minor League Baseball Strength and Conditioning Coach of the Year Award. Greany played baseball at Alfred State (N.Y.) College and Martin Methodist (Tenn.) College while earning his bachelor's degree in physical education. He received his master's degree in exercise science at California University of Pennsylvania and was inducted into the Alfred State College Athletic Hall of Fame in 2011 and Valley Central High School Athletic Hall of Fame in 2018. Joey and his wife, Ellen, reside in Tampa with their three children: Joseph, Cora and Lucas.



JOEL SMITH / MAJOR LEAGUE REHAB ATC

Smith, 45, enters his 21st season with the Rays organization and second on the major league staff. He spent the 2022 season as the complex medical coordinator and the previous 13 seasons (2009-21) as minor league rehabilitation coordinator. He spent his first five seasons as an athletic trainer at various Rays affiliates: Double-A Montgomery in 2008, Class-A Vero Beach in 2007 and Short-A Hudson Valley from 2004-06. In 2003, Smith interned with the Rays during minor league spring training and with the Class-A Tampa Yankees during the regular season. He graduated from the University of South Florida in 2003 with a degree in athletic training and worked with the baseball, football, women's soccer and track and field teams. Joel and his wife, Sara, reside in Sarasota with their children, Emma and John.



KRIS GOODMAN / PROCESS & DEVELOPMENT COACH

Goodman, 31, began his role as the major league process & development coach in December 2023 after spending four years with the Rays minor league system between Charleston, Bowling Green and Montgomery as a mental performance coach. Prior to joining the Rays organization, Kris completed his Master's in sport & performance psychology at Minnesota State, Mankato. During his time there, he served as a graduate assistant coach for the MNSU baseball team. Kris received his Bachelors degree in psychology at the University of Iowa while playing four seasons with the Hawkeye baseball team. In addition to his collegiate career he played four seasons of minor league baseball between the Miami Marlins organization and two independent teams. Kris and his wife, Natalie, live in Sarasota with their dog, Rookie.





BOBBY KINNE / PITCHING STRATEGIST

Kinne, 28, enters his seventh season with the Rays and first as major league pitching strategist. He served as coordinator, major league operations for two seasons (2021-23) and assistant, replay and advance scouting for three (2019-21). He originally joined the Rays as a baseball operations intern in 2018. The former infielder was a four-time All-Liberty League selection at Vassar (N.Y.) College. He resides in St. Petersburg.



TYLER WALL / HEAD HOME CLUBHOUSE & EQUIPMENT MANAGER

Wall, 39, enters his 16th season with the Rays and fourth as the head home clubhouse and equipment manager. He served as home equipment manager for three seasons (2018-20) and umpires' locker room attendant and home clubhouse attendant for eight seasons (2010-17). In 2022, he was named Rays co-Employee of the Year. Wall originally joined the Rays as a bat boy during the 2009 season. He graduated from Southern New Hampshire University with a bachelor's degree in sport management and business studies. He and his wife, Regina, reside in Tampa with their children, Caleb and Vivian.



BRANDON RICHESIN / HEAD VISITING CLUBHOUSE MANAGER

"Tank," 48, begins his 25th season in the Rays organization and fourth as head visiting clubhouse manager. Prior to his current role, he had served as a visitors' clubhouse attendant since joining the Rays organization in 2000. Tank has been selected to work seven All-Star Games and the 2013 and 2017 World Baseball Classics. He graduated from Florida State University in 1998 with a bachelor's degree in social science and worked four years as a student manager for the Seminoles football team. He resides in Gulfport.



THOMAS CULKIN / ASSISTANT HOME CLUBHOUSE MANAGER

Culkin, 29, enters his 12th season in the Rays organization and fifth as the assistant home clubhouse manager. He was also named clubhouse manager for Team Italy in the 2023 World Baseball Classic. He previously served as a home clubhouse assistant (2017-19) and clubhouse attendant/bat boy (2016) with the major league club. The Long Island, N.Y. native joined the organization in 2013 as an intern with Class-A Charlotte and later worked as clubhouse assistant/bat boy and assistant clubhouse manager in Port Charlotte. He graduated from Southern New Hampshire University with a bachelor's degree in business studies and organizational leadership. He and his wife, Nikole, reside in St. Petersburg.



JERRY CULKIN / HOME CLUBHOUSE ASSISTANT

Culkin, 24, begins his 10th season in the Rays organization and fourth as home clubhouse assistant. He previously served as a clubhouse attendant (2020) and bat boy (2017-19) for the major league club. A native of Long Island, N.Y., he joined the Rays in 2015 as a bat boy with Class-A Charlotte and later worked as the assistant clubhouse manager in Port Charlotte. He graduated from the University of South Florida with a bachelor's degree in quantitative economics and econometrics. He resides in St. Petersburg.





JONAH McELWEE / HOME CLUBHOUSE ASSISTANT

McElwee, 28, enters his 12th season in the Rays organization and third as home clubhouse assistant. Prior to his current role, he served as assistant of major league food services during the 2021 season and clubhouse attendant/bat boy from 2015-20. He joined the Rays organization in 2013 with Class-A Charlotte, spending one season as a bat boy and one season as visiting clubhouse manager. He resides in Tampa.



TORIAN SANDS / HOME CLUBHOUSE ASSISTANT

Sands, 42, begins his 26th season in the Rays organization and 21st as home clubhouse assistant. He joined the Rays as a bat boy for the inaugural 1998 season and spent five seasons in that role before joining the home clubhouse staff. He resides in St. Petersburg.



TOMMY KEHL / HOME CLUBHOUSE ASSISTANT

Kehl, 25, enters his sixth season in the Rays organization and second as home clubhouse assistant, currently serving as the laundry room liaison. He previously served as home clubhouse attendant (2021-22) and home kitchen assistant (2019-20). Prior to joining the Rays, he spent the 2018 season with the Orioles, where he trained under legendary Orioles clubhouse manager Freddy Tyler. He was also a bat boy for the Orioles during spring training at Ed Smith Stadium from 2012-18. He currently resides in Sarasota.



TOM BERNIER / ASSISTANT VISITING CLUBHOUSE MANAGER

Bernier, 45, enters his 20th season in the Rays organization and fourth as assistant visiting clubhouse manager. He joined the organization in 2005 as visiting clubhouse attendant. Bernier was selected to work the 2014 All-Star Game at Target Field in Minneapolis. He graduated from Florida State University and worked for the Seminoles baseball team for seven years. He lives in St. Petersburg with his wife, Michelle.



SCOTT CURSI / CLUBHOUSE ATTENDANT, UMPIRES

Cursi, 53, enters his 25th season in the Rays organization and sixth as clubhouse attendant, umpires. He joined the organization in 1999 as a bullpen catcher and batting practice pitcher. Cursi was selected to work the 2009 All-Star Game at Busch Stadium in St. Louis. He graduated from the University of Central Florida with bachelor's degrees in physical education and health. He resides in St. Petersburg with his wife, Stephanie, and son, Noah.





COURTNEY ELLISON / MAJOR LEAGUE DIETITIAN

Ellison, 31, was named major league dietitian in January 2022 and enters her third season in the Rays organization. In this role, she designs and implements nutrition recovery and fueling strategies to maximize performance goals. Prior to joining the Rays, she served as performance nutrition coordinator with the Pirates for three years, overseeing minor league nutrition and assisting the major league club. Ellison graduated from the University of Tennessee with a bachelor's degree in nutrition and kinesiology and received her master's degree in exercise and nutrition science from Lipscomb University. She resides in Bradenton with her husband, Jake, and daughters, Avery and Amelia.



MISHA DWORCEN / MAJOR LEAGUE ASSISTANT / 99

Dworcen, 46, begins his 10th season as a Rays bullpen catcher. In addition to his bullpen catching responsibilities, Dworcen assists Kyle Snyder and Jorge Moncada with all aspects of pitcher preparation. Prior to joining the Rays, he spent two summers managing the Torrington (Conn.) Titans of the Futures Collegiate Baseball League. After catching at Sarasota High School and St. Petersburg Community College, he signed with the Astros and played independent ball for seven years. He and his wife, Leigh Merritt, reside in Sarasota with their son, Carter, and daughter, Catherine.



CHARLIE VALERIO / BULLPEN CATCHER / 96

Valerio, 33, begins his third season as a Rays bullpen catcher. He joined the Rays after 11 years in the minors, independent ball and winter leagues. He signed with Cleveland as an international free agent out of the Dominican Republic in May 2010 and played five seasons in their system, reaching Double-A Akron in 2014. He signed a minor league contract with the Padres in November 2019 but did not appear in a game due to the cancellation of the 2020 minor league season. Valerio played independent ball in the American Association from 2015-18 and 2021, and in the Atlantic League in 2019. Before joining the Rays, he spent eight straight offseasons with the Leones del Escogido in the Dominican Winter League. He played for the Dominican Republic in the 2020 Tokyo Olympics and won a bronze medal.



DAN MOELLER DIRECTOR, SPECIAL PROJECTS & FIELD OPERATIONS / DIRECTOR OF OPERATIONS, CHARLOTTE SPORTS PARK

Moeller, 65, enters his 27th season with the Rays, first as director, special projects & field operations and fourth as director of operations, Charlotte Sports Park. In his new role, he joins the team responsible for designing and building a new ballpark while retaining oversight of field operations at Tropicana Field. He also has a role in the redevelopment of the Rays Academy in the Dominican Republic. Moeller spent 23 seasons as Tropicana Field's head groundskeeper prior to his current role. In addition to his responsibilities as head groundskeeper at Charlotte Sports Park, he handles year-round management of security, ticketing, promotions, sponsorships and budget at the Port Charlotte complex. His responsibilities also include field maintenance, landscaping, coordination of major and minor league spring training, extended spring, Florida Complex League, instructional league and county-sponsored tournaments at Charlotte Sports Park. Moeller is a key advisor and consultant in the fields at the Rays Dominican Republic Academy and the Rays Field Renovation Program. He joined the Rays in December 1997 as the assistant head groundskeeper. Born in Largo, Fla., he and his wife, Karen, have three children and four grandchildren.





MICHAEL DEUBEL / HEAD GROUNDSKEEPER

Deubel begins his 20th season in the Rays organization and his first as head groundskeeper. In his current role, he is responsible for maintaining the exterior grounds at Tropicana Field as well as all playing surfaces at the ballpark in collaboration with front office leadership and MLB. He previously served as assistant groundskeeper for 19 years (2005-2023). He and his wife have three children and reside in St. Petersburg.

ADDITIONAL HOME CLUBHOUSE STAFF



NICK BODEKER

CLUBHOUSE ASSISTANT
(3rd SEASON)



NICK BOND

CLUBHOUSE ASSISTANT
(3rd SEASON)



ERIK HART

FOOD SERVICES MANAGER
(3rd SEASON)



SANDRA BONILLA

LEVY CLUBHOUSE CHEF
(4th SEASON)



EMILIANO SALAZAR

LEVY CLUBHOUSE CHEF
(4th SEASON)



PAUL TROLLINGER

LEVY CLUBHOUSE CHEF
(3rd SEASON)



MARVIN CUNNINGHAM

LEVY CLUBHOUSE CHEF
(3rd SEASON)

ADDITIONAL MAJOR LEAGUE STAFF



RANDELL KANEMARU

ASSISTANT, REPLAY & ADVANCE SCOUTING
(3rd SEASON)



KATIE MOORADIAN

ASSISTANT, ADVANCE SCOUTING
(1st SEASON)



MANNY NAVARRO

SPANISH TRANSLATOR/ BP THROWER
(8th SEASON)



RAY ALLEN

MASSAGE THERAPIST
(7th SEASON)



HOMARE WATANABE

MASSAGE THERAPIST
(4th SEASON)



JILLIAN HAWKINS

APPLIED PHYSIOLOGIST
(3rd SEASON)



ZAC LAW

REHAB BULLPEN CATCHER
(3rd SEASON)



TEAM DOCTORS



DR. KOCO EATON / HEAD ORTHOPEDIC TEAM PHYSICIAN

Dr. Koco Eaton enters his 27th season with the Rays. He has a private practice in sports medicine and orthopedic surgery in St. Petersburg. Dr. Eaton has also served as the team physician for the NFL's Tampa Bay Buccaneers and the USL's Tampa Bay Rowdies. He graduated from Columbia University in 1983 and Johns Hopkins School of Medicine in 1987 before completing his fellowship in sports medicine at the American Sports Medicine Institute in Birmingham, Ala., and his orthopedic surgery residency at the Union Memorial Hospital in Baltimore. He and his wife, Karen, reside in St. Petersburg.



DR. JOHN GROSS / HEAD PRIMARY CARE TEAM PHYSICIAN

Dr. John A. Gross enters his 17th season in the Rays organization and seventh as the head primary care team physician. Dr. Gross is board-certified in family medicine and sports medicine by the American Board of Family Medicine and has a full-time practice caring for high-level athletes, Ironman triathletes and other patients in St. Petersburg. He is a graduate of the Leadership St. Pete Class of 2008 and currently serves as president of the Florida Academy of Family Physicians. After earning his medical degree at The Ohio State University College of Medicine, Dr. Gross completed his residency in family medicine as well as a fellowship in sports medicine at Bayfront Medical Center. He also holds a bachelor's degree in biology and psychology from Washington University in St. Louis. He resides in St. Petersburg.



DR. JAMES ANDREWS / ORTHOPEDIC CONSULTANT

Dr. James Andrews is internationally known and recognized for his scientific and clinical research contributions in knee, shoulder and elbow injuries, as well as his skill as an orthopaedic surgeon. He is a founding partner and the medical director of Andrews Institute for Orthopaedics & Sports Medicine and president and chairman of the board of the Andrews Research & Education Foundation. He has been a mentor for more than 600 orthopaedic and sports medicine fellows and over 45 primary care sports medicine fellows. He graduated from Louisiana State University in 1963, completed studies at the LSU School of Medicine in 1967 and his orthopaedic residency at Tulane Medical School in 1972.

DID YOU KNOW?


MLB WORLD TOUR

The Rays and Red Sox opened the 2024 MLB World Tour with a pair of exhibition games in Santo Domingo, Dominican Republic from March 9-10. Below is the full schedule, including the first regular season games ever played in Korea.

Dates	Location	Matchup
March 9-10	Santo Domingo, Dominican Republic	Rays vs. Red Sox (ST)
March 20-21	Seoul, South Korea	Dodgers vs. Padres
April 27-28	Mexico City, Mexico	Astros vs. Rockies
June 8-9	London, England	Mets vs. Phillies



40-MAN ROSTER



WILL VRAGOVIC / TAMPA BAY RAYS

47

RIGHT-HANDED PITCHER

JASON ADAM

Jason Kendall Adam
BATS **RIGHT**THROWS **RIGHT**HEIGHT **6'3"**WEIGHT **230**OPENING DAY AGE **32**MAJOR LEAGUE SERVICE **3 years, 132 days**BORN **8/4/91 in Omaha, NE**RESIDES **Belton, MO**CONTRACT STATUS **Signed through 2024**SIGNING SCOUT **Steve Gossett (Royals)**ACQUIRED **Signed as a free agent, 3/17/22**

X-RAY REPORT

- ◆ Jason and his wife, Kelsey, have four daughters: Kinsley (5), Joelle (3), Selah (2), and Raelynn (born in July 2023)...his wife played a vital role in turning him into the epitome of a "girl dad," a term coined by NBA legend Kobe Bryant...in a podcast, Jason said, "I never was good at sitting there and telling somebody how much I love them. But when it's your daughter, you look at them and you're like, 'I need to pour into their soul.'"
- ◆ His family was able to attend the 2023 World Baseball Classic, where he did not allow a run while tying for the Team USA lead in appearances (4)...Jason kept as much memorabilia from the experience as he could, including a team-signed jersey that he framed.
- ◆ In the 9th inning of a win over the Blue Jays last April, Jason ended the game with a spectacular double play against former teammate Kevin Kiermaier, catching Kiermaier's 91.1-mph comebacker behind his back before throwing to second base for a force out...Jason joked that a *SportsCenter* Top 10 appearance was a given, and the real question was whether he would receive a Gold Glove award...the play checked in at No. 5 on *SportsCenter* the following day.
- ◆ Jason began his career with the Kane County Cougars...after the canceled 2020 season, the team was cut from the Midwest League as part of MLB's reorganization of the minor leagues...they are now part of the American Association, an independent MLB Partner League.

2023 SEASON

- ◆ Recorded career highs in saves (12) and wins (4) in his second season with the Rays...totaled two stints on the injured list, both with left oblique

strains (Sept. 3-21; Sept. 23-end of season), the first of which was suffered while warming up in Miami on Aug. 29...made his return from the injured list on Sept. 22 vs. TOR and suffered a second oblique strain, this time in a different spot.

- ◆ Held left-handed batters to a .167 (16-for-96) average, sixth lowest in the AL (min. 75AB)...five of his 7 HR allowed came vs. lefties.
- ◆ Held opponents to a 5-for-56 (.089) average on his sweeper...min. 50 AB, it marked the lowest opp. average on any major league pitcher's sweeper...registered a 38.2 pct. whiff rate on the pitch.
- ◆ His 31.1 pct. strikeout rate ranked ninth among AL relievers (min. 200BF)...his 69 strikeouts led all Rays relievers...struck out the side in order in six separate innings after doing so twice in 2022.
- ◆ Allowed only two of his nine inherited runners to score (22.2%)...since 2022, he has allowed only five of his 40 inherited runners to score (12.5%), the lowest percentage in the majors (min. 35IR).
- ◆ Recorded a 1.23 ERA (29.1IP, 4ER) in 28 day games compared to a 5.04 ERA (25.0IP, 14ER) in 28 night games.
- ◆ Entered with the Rays tied or ahead in 50 of his 56 outings...42 of his appearances were scoreless.
- ◆ Made his third straight Opening Day roster, including his second with the Rays.
- ◆ Allowed at least one hit in 11 straight games from April 16-May 12, the longest streak of his career (prev. 7G).
- ◆ On May 28 vs. LAD, recorded his first career six-out save...it marked his first outing of 2.0+ IP since Sept. 5, 2020 vs. STL...threw 37 pitches, third most in any game of his career.
- ◆ Collected 11 saves in 20 appearances from May 2-June 14, second most in the AL over that span behind LAA Carlos Estevez (12).



- Recorded a season-high nine straight scoreless appearances (8.2IP) from July 6-Aug. 5, holding opponents to a 4-for-30 (.133) average while posting a 0.46 WHIP.
- On Aug. 24 vs. COL, struck out a career-high five of the six batters he faced and earned his final win of the season...it was part of a stretch from Aug. 18-26 in which he struck out 10 of 14 BF.
- Was not a member of the Rays AL Wild Card Series roster after being placed on the 15-day IL with a left oblique strain on Sept. 23.
- WBC:** Made his World Baseball Classic debut with Team USA, tossing 4.0 scoreless innings with 5 SO in four games...held opponents to a 1-for-12 (.083) clip, with the lone hit being a Salvador Perez double in a quarterfinal matchup with Venezuela.
- Pitched a scoreless 6th inning vs. Team Japan in the WBC Championship on March 21, working around three walks to leave the bases loaded and keep Team USA within two runs, 3-1.
- On May 13 vs. TOR, pitched a perfect 9th inning for the first save of his major league career.
- POSTSEASON:** Pitched in Game 2 of the AL Wild Card Series at Cleveland, going two scoreless innings...inherited two baserunners with no outs in the 6th inning of a 0-0 game and his first pitch resulted in a hit batter...escaped the jam with a strikeout and double play grounder, and faced the minimum in the 7th.
- Made the Cubs Opening Day roster in **2021**, the first of his career...was with the Cubs for four stints: Opening Day-April 25, May 7-14, Sept. 24 (29th Man) and Sept. 28 through the season's end.
- His last four outings spanning two stints and 4.0 innings were scoreless...nine of his 12 appearances were scoreless, yielding one run twice and five runs in the other.
- Struck out 38.0 pct. (19 of 50) of batters faced... had a whiff rate of 46.1 pct. on his slider and 34.4 pct. on his changeup.
- Placed on Triple-A Iowa's injured list on May 23 with an open dislocation of his left ankle... designated for assignment two days later and released on May 26...re-signed with the Cubs on a minors deal on July 12 and returned to game action with the Rookie-level ACL Cubs on Sept. 7.

CAREER HIGHLIGHTS

- In **2022**, led the Rays with 67 appearances and paced the club's bullpen with 63.1 IP and 75 SO... min. 50 IP, his 1.56 ERA ranked fourth in the AL behind HOU Ryne Stanek (1.15), CLE Emmanuel Clase (1.36) and BAL Cionel Pérez (1.40)...ranked fourth among relievers in Rays history behind Fernando Rodney (0.60) in 2012, Joaquin Benoit (1.34) in 2010 and Grant Balfour (1.54) in 2008.
- Held opponents to a .147 average (31-for-211) with 9 XBH...ranked among AL relievers in opp. average (2nd), opp. OPS (2nd, .471), opp. OBP (3rd, .229) and opp. SLG (.242, 7th).
- Held left-handed hitters to a .136 average (11-for-81), fifth in the AL (min. 50 AB).
- Allowed 9.7 pct. (3 of 31) of inherited runners to score, second in the majors (min. 20 IR) behind BAL Dillon Tate (8.7)...stranded 27 straight from May 5-Sept. 17, passing J.P. Howell (26) from June 11-Sept. 23, 2008 for the longest streak in club history...marked the longest single-season streak in MLB since OAK Ryan Dull (36) in 2016.
- Was one of four players from the Opening Day roster to remain active all season, joining Randy Arozarena, Corey Kluber and Taylor Walls.
- Opened the season with nine straight hitless appearances, marking the second-longest streak of hitless outings to start a season in club history behind Scott Aldred (11) in 1999.
- Did not allow a run in 18 outings (16.2IP) from May 5-June 18...opponents hit .132 (7-for-53) against him over that stretch.
- In **2020**, pitched in 13 games over two stints with the Cubs...selected to the active roster on Aug. 16 and made three appearances before being optioned...recalled again on Sept. 2 and remained in the majors for the rest of the season, going 2-0 with a 1.80 ERA (10.0IP, 2ER) in his final 10 outings.
- In **2019**, made 23 appearances across two stints with the Blue Jays, including Aug. 21 through the end of the season...went 2-0 with a 0.87 ERA (10.1IP, 1ER) over 12 games in September.
- Spent time in the minors between the GCL Blue Jays, Class-A Dunedin and Triple-A Buffalo, going 1-3 with a 2.08 ERA (17.1IP, 4ER) in 14 appearances (1GS) between the three levels... missed three months due to a right elbow strain.
- On Aug. 10 vs. NYY, pitched 1.1 scoreless innings and recorded his first career win after Vladimir Guerrero Jr. hit a go-ahead, two-run triple.
- In **2018**, appeared in 31 games over three stints with the Royals, his first major league action.
- His first four appearances spanning 5.1 IP were scoreless...on May 5 vs. DET, pitched the top of the 9th inning of a 3-2 loss in his major league debut.
- Went 3-0 with a 1.50 ERA (24.0IP, 4ER) and 32 SO in 17 games between Double-A Northwest Arkansas and Triple-A Omaha.



CAREER HIGHS

LONGEST OUTING

2.2, 8/8/19 vs. NYY

STRIKEOUTS

5, 8/24/23 vs. COL

WALKS

3, 9/26/20 at CWS

HR ALLOWED

2, 2x, last 8/17/18 at CWS

RUNS ALLOWED

5, 2x, last 4/25/21 vs. MIL

HITS ALLOWED

4, 8/17/18 at CWS

WIN STREAK

3G, 2x, last 9/12/20 - 10/2/21

LOSS STREAK

3G, 6/10/18 - 8/2/18

- Missed two months of the **2017** season with right elbow inflammation...went 1-0 with a 4.80 ERA (15.0IP, 8ER) between four clubs in the Padres and Royals systems...signed with the Royals after being released in August.
- Missed the **2016** and **2015** seasons due to a right elbow stress fracture that required surgery.
- In **2014**, went 5-9 with a 4.70 ERA (120.2IP, 63ER) in 29 outings (19GS) between two organizations...traded from the Royals to Twins on Aug. 11 for OF Josh Willingham.
- Made 10 appearances for the Salt River Rafterers in the Arizona Fall League.
- Spent the **2013** season with Northwest Arkansas...from the start of May through season's end, went 8-9 with a 3.93 ERA (123.2IP, 54ER).
- Ranked third in the Texas League with 126 SO... tied for fifth with 26 starts and ranked sixth with 144.0 IP and 11 losses.

- Went 2-2 with a 4.03 ERA (29.0IP, 13ER) and 24 SO in seven starts with the Peoria Javelinas in the Arizona Fall League.
- Ranked by *Baseball America* as the No. 9 prospect in the Royals system following the season.
- In **2012**, ranked second in the Carolina League with 158.0 IP...tied for third with 123 SO and ranked fourth in WHIP (1.16) and sixth in ERA (3.53)...yielded a league-high 18 HR and tied for the second-most losses (12).
- In **2011**, made his professional debut and spent the entire season with Class-A Kane County.

AMATEUR CAREER

- Selected by the Royals in the fifth round of the 2010 First-Year Player Draft out of Blue Valley Northwest (Mo.) High School, which is 22 miles from Kauffman Stadium.
- Committed to the University of Missouri before signing with the Royals.



DAVIDA FRANKLIN / TAMPA BAY RAYS



CAREER PITCHING

YEAR	CLUB	W	L	ERA	G	GS	CG	SHO	SV	IP	H	R	ER	HR	HB	BB-I	SO	WP	BK
2011	Kane County	6	9	4.23	21	21	0	0	0	104.1	94	60	49	9	6	25-0	76	3	1
2012	Wilmington	7	12	3.53	27	27	0	0	0	158.0	148	73	62	18	13	36-0	123	3	0
2013	NW Arkansas	8	11	5.19	26	26	0	0	0	144.0	153	98	83	12	15	54-1	126	8	1
2014	NW Arkansas	4	8	5.03	19	18	0	0	0	98.1	107	62	55	9	5	30-0	89	5	0
	Omaha	1	1	2.35	8	0	0	0	0	15.1	17	4	4	0	3	4-0	11	1	0
	New Britain	0	0	5.14	2	1	0	0	0	7.0	10	4	4	0	0	2-0	3	1	0
2015		Injured-Did Not Pitch																	
2016		Injured-Did Not Pitch																	
2017	AZL Padres 2	1	0	0.00	2	0	0	0	0	2.0	1	0	0	0	0	2-0	4	0	0
	AZL Padres	0	0	5.79	5	0	0	0	0	4.2	5	3	3	0	0	0-0	8	3	0
	San Antonio	0	0	0.00	1	0	0	0	0	2.0	1	0	0	0	0	0-0	2	1	0
	NW Arkansas	0	0	7.11	5	0	0	0	0	6.1	3	5	5	0	1	4-0	11	2	0
2018	NW Arkansas	1	0	1.59	6	0	0	0	0	11.1	5	2	2	0	1	4-0	17	1	1
	Omaha	2	0	1.42	11	0	0	0	4	12.2	6	4	2	0	1	7-0	15	4	0
	Kansas City	0	3	6.12	31	0	0	0	0	32.1	30	22	22	9	3	15-1	37	4	1
2019	GCL Blue Jays	0	0	0.00	2	0	0	0	0	1.1	1	0	0	0	0	2-0	1	0	0
	Dunedin	0	0	0.00	1	1	0	0	0	2.0	0	0	0	0	0	1-0	3	0	0
	Buffalo	1	3	2.57	11	0	0	0	1	14.0	10	7	4	2	0	5-1	20	0	1
	Toronto	3	0	2.91	23	0	0	0	0	21.2	15	8	7	1	3	10-1	18	1	2
2020	Chicago-NL	2	1	3.29	13	0	0	0	0	13.2	9		5	2	0	8-0	21	0	0
2021	Chicago-NL	1	0	5.91	12	0	0	0	0	10.2	10	7	7	1	3	6-0	19	0	0
	Iowa	1	0	0.00	5	0	0	0	1	6.1	4	0	0	0	0	1-0	6	1	0
	ACL Cubs	2	0	3.00	3	1	0	0	0	3.0	4	1	1	0	0	1-0	3	0	2
2022	Tampa Bay	2	3	1.56	67	0	0	0	8	63.1	31	12	11	5	6	17-2	75	2	0
2023	Tampa Bay	4	2	2.98	56	0	0	0	12	54.1	35	21	18	7	9	20-0	69	2	0
Minor League Totals		34	44	4.16	155	95	0	0	6	592.2	569	323	274	50	45	178-2	518	33	6
Major League Totals		12	9	3.21	202	0	0	0	20	196.0	130	77	70	25	24	76-4	239	9	3

1: Selected by the Kansas City Royals in the fifth round of the 2010 First-Year Player Draft...signed by Steve Gossett. 2: Acquired by the Minnesota Twins from Kansas City in exchange for OF Josh Willingham, August 11, 2014. 3: Signed by the San Diego Padres as a free agent, February 15, 2017. 4: Signed by the Kansas City Royals as a free agent, August 18, 2017. 5: Acquired by the Toronto Blue Jays from Kansas City in exchange for cash considerations, March 17, 2019. 6: Signed by the Chicago Cubs as a free agent, January 30, 2020. 7: Signed by the Tampa Bay Rays as a free agent, March 17, 2022.

POSTSEASON PITCHING

YEAR	SERIES	CLUB	W	L	ERA	G	GS	CG	SHO	SV	IP	H	R	ER	HR	HB	BB-I	SO	WP	BK
2022	ALWC	TB vs. CLE	0	0	0.00	1	0	0	0	0	2.0	1	0	0	0	1	0-0	2	0	0

WORLD BASEBALL CLASSIC PITCHING

YEAR	TEAM	W	L	ERA	G	GS	CG	SHO	SV	IP	H	R	ER	HR	HB	BB-I	SO	WP	BK
2023	USA	0	0	0.00	4	0	0	0	0	4.0	1	0	0	0	0	3-0	5	0	0

CAREER FIELDING

YEAR	POSITION	PCT	G	PO	A	E	TC	DP
2018	Pitcher	1.000	31	0	2	0	2	0
2019	Pitcher	.833	23	3	2	1	6	1
2020	Pitcher	.667	13	0	2	1	3	0
2021	Pitcher	1.000	12	1	0	0	1	0
2022	Pitcher	1.000	67	1	2	0	3	0
2023	Pitcher	1.000	56	4	5	0	9	1
Totals		.917	202	9	13	2	24	2

LEFT-RIGHT BREAKDOWN

	2023				CAREER			
	AVG	AB	H	HR	AVG	AB	H	HR
vs. Left	.167	96	16	5	.172	303	52	12
vs. Right	.196	97	19	2	.201	389	78	13



14

LEFT-HANDED PITCHER

TYLER ALEXANDER

Tyler John Alexander

BATS **RIGHT**THROWS **LEFT**HEIGHT **6'2"**WEIGHT **210**OPENING DAY AGE **29**MAJOR LEAGUE SERVICE **4 years, 58 days**BORN **7/14/94 in Chicago, IL**RESIDES **Aledo, TX**CONTRACT STATUS **Signed through 2024**SIGNING SCOUT **Matt Lea (Detroit)**ACQUIRED **Claimed off waivers from the Detroit Tigers, 11/10/23**

X-RAY REPORT

- Tyler made national headlines during the pandemic-shortened 2020 season when he struck out nine consecutive Reds batters to begin an outing at Comerica Park, setting an MLB record for consecutive strikeouts by a reliever...after the game, he claimed he wasn't trying to strike everyone out, but credited the development of his slider for the results...when he returned to the Tigers clubhouse, his phone was out of battery because he had received so many congratulatory texts from friends and family members.
- Prior to making his major league debut in 2019, then-Toldeo Mud Hens manager Doug Mientkiewicz called Tyler into his office to inform him of his impending promotion...Tyler said he thought the call was part of a prank, pausing to wait for the punch line before saying, "You serious?"...he went on to hold the White Sox to two runs over 5.0 innings in his big league debut.
- While growing up in Texas, Tyler frequently attended Rangers games...his favorite pitcher was Cliff Lee, who he modeled his own game after following Lee's 2010 trade to the Rangers.

2023 SEASON

- Made the Tigers Opening Day roster for the fourth consecutive season...went 2-1 with a 4.50 ERA (44.0IP, 22ER) over 25 outings (1GS)...saw his season come to an end on July 4 when he was placed on the 60-day IL with a left lat/shoulder strain.
- Was one of three MLB pitchers to throw 40.0+ innings while allowing five walks or fewer, joining PIT Ryan Borucki (40.1IP, 4BB) and LAD Ryan Pepiot (42.0IP, 5BB)...min. 150 BF, his 2.8 pct. walk rate was second in the AL behind SEA George Kirby (2.5%).

- Utilized a five-pitch mix featuring a cutter (35.2%), four-seam fastball (27.8%), changeup (16.9%), sinker (11.2%) and slider (8.8%)...averaged 88.2 mph on his fastballs, the fourth-slowest mark in the AL (min. 500 fastballs thrown).
- On April 1 at TB, recorded a season-high 7 SO on a season-high 58 pitches in his 2023 debut, allowing two runs on two hits with no walks over 3.1 innings.
- In 21 appearances (1GS) from April 14-June 29, posted a 2.88 ERA (34.1IP, 11ER)...this, after opening the season with an 8.64 ERA (8.1IP, 8ER) in his first three outings.
- On June 6 at PHI, made his lone start of the season and took the loss in a 1-0 defeat...yielded only a leadoff homer to Kyle Schwarber over 3.0 IP.
- Went 1-1 with a 0.96 ERA (18.2IP, 2ER) over eight appearances (1GS) in June...min. 15.0 IP, only TEX Josh Sborz (0.55) had a lower ERA during the month among AL pitchers.

CAREER HIGHLIGHTS

- In **2022**, made 27 appearances, including a career-high 17 starts...went 4-11 with a 4.81 ERA (101.0IP, 54ER).
- Went 2-11 with a 5.74 ERA (80.0IP, 51ER) as a starter compared to 2-0 with a 1.29 ERA (21.0IP, 3ER) as a reliever.
- Was on the 10-day IL from May 2 (retro April 30)-June 14 with a left elbow sprain.
- In nine relief appearances from June 17-July 23, pitched to a 0.95 ERA (19.0IP, 2ER) with a 0.95 WHIP.
- On Sept. 19 at BAL, carried a no-hitter into the 7th inning before allowing a lead-off single to Ryan Mountcastle...the 7.0 IP matched a career



high (4x, last: 8/9/22 vs. CLE)...it marked his first time working 7.0 innings in a winning effort.

- On Sept. 25 at CWS, threw 6.0 innings of one-run ball, allowing four hits and one walk with five strikeouts...marked the second time in his career working at least 6.0+ innings in consecutive starts (also Sept. 28–Oct. 3, 2021).
- In **2021**, made a career-high 41 appearances, including 15 starts...also set career bests in ERA (3.81), innings (106.1) and strikeouts (87).
- Held left-handed batters to a .193/.273/.284 (17-for-88) line compared to .272/.315/.468 (89-for-327) against right-handed hitters.
- Limited opponents to a .128 (5-for-39) average with runners in scoring position and two outs...it marked the 10th-lowest such average in the AL (min. 35BF).
- In **2020**, worked primarily out of the bullpen in his first full major league season, making 14 appearances (2GS) while pitching to a 3.96 ERA (36.1IP, 16ER)...tossed 2.0+ IP in 11 of his 14 outings.
- On Aug. 2 vs. CIN (G1), struck out 10 over 3.2 hitless innings of relief...fanned nine straight Reds batters, the longest streak by a reliever in MLB history and matching the overall AL record...marked the first 10+ SO outing of his career.
- In **2019**, saw the first major league action of his career, pitching in 13 games (8GS) with the Tigers...posted a 4.54 ERA (41.2IP, 21ER) as a starter and 6.00 ERA (12.0IP, 8ER) in five relief appearances.
- Led all rookies (min. 50.0IP) with 1.17 BB/9.0IP, allowing seven free passes across 53.2 innings.
- Went 5-10 with a 5.13 ERA (98.1IP, 56ER) across 20 appearances (16GS) for Triple-A Toledo.
- On July 3 at CWS, had his contract selected and made his major league debut in game two of a doubleheader...did not factor into the start (5.0IP, 5H, 2ER, 4SO)...fanned the first batter he faced, Leury García, for his first career strikeout.
- On Sept. 16 vs. BAL, earned his first career win after tossing 6.0 innings, allowing one run on four hits with three strikeouts. Held opponents to three or fewer runs in each of his final seven outings from Aug. 15 on, going 1-1 with a 3.29 ERA (27.1IP, 10ER) in that span.
- In **2018**, went 6-8 with a 4.44 ERA (140.0IP, 69ER) in 26 appearances (24GS) between Double-A Erie and Toledo.
- In **2017**, went 8-9 with a 5.07 ERA (138.1IP, 78ER) in 27 appearances (26GS) with Erie...

CAREER HIGHS

LONGEST OUTING	RUNS ALLOWED
7.0, 4x, last 9/19/22 at BAL	7, 2x, last 9/5/22 at LAA
LONGEST RELIEF OUTING	HITS ALLOWED
4.0, 2x, last 9/10/19 vs. NYY	10, 3x, last, 9/5/22 at LAA
STRIKEOUTS	WIN STREAK
10, 8/2/20 vs. CIN (G1)	2G, 2x, last 6/25/22 – 7/4/22
WALKS	LOSS STREAK
4, 9/30/22 vs. MIN	6G, 8/13/21 – 4/29/22
HR ALLOWED	
3, 2x, last 10/5/22 at SEA	

ranked among the Eastern League in starts (3rd), strikeouts (5th, 120) and innings (10th).

- In **2016**, was named to Detroit's Organizational All-Star Team by MLB.com after going 8-8 with a 2.44 ERA (136.1IP, 37ER) in 25 appearances (24GS) between Class-A Lakeland and Erie.
- Named to the Florida State League midseason All-Star Team...earned Tigers Minor League Pitcher of the Month honors in May, going 3-0 with a 0.29 ERA (31.0IP, 1ER).
- Ranked by *Baseball America* as the No. 4 prospect in the Tigers system following the season.
- In **2015**, made his professional debut and went 0-2 with a 0.97 ERA (37.0IP, 4ER) in 12 starts for Class-A Connecticut.
- Named to the New York-Penn League midseason All-Star Team and tabbed a Short-season All-Star by *Baseball America*.

AMATEUR CAREER

- Selected by the Tigers in the second round of the 2015 First-Year Player Draft out of Texas Christian University...previously selected by Detroit in the 23rd round of the 2013 First-Year Player Draft out of Carroll High School (TX) but did not sign.
- Went 16-6 with a 2.71 ERA (192.2IP, 58ER) over 37 career appearances (31GS) at TCU...was an honorable mention All-Big 12 as a sophomore and earned the starting nod in the Horned Frogs final game of the College World Series...as a freshman, was named second team all-conference and earned freshman All-American honor.
- Attended Southlake Carroll (Tx.) High School, where he was the District 4-5a co-MVP, earned first team all-state honors and tossed a perfect game as a senior...the school also produced MLB veteran Ross Stripling.



CAREER PITCHING

YEAR	CLUB	W	L	ERA	G	GS	CG	SHO	SV	IP	H	R	ER	HR	HB	BB-I	SO	WP	BK
2015	Connecticut	0	2	0.97	12	12	0	0	0	37.0	17	7	4	3	1	5-0	33	0	0
2016	Lakeland	6	7	2.21	19	18	0	0	0	102.0	87	36	25	7	3	16-0	82	0	0
	Erie	2	1	3.15	6	6	0	0	0	34.1	36	13	12	4	1	4-0	23	0	0
2017	Erie	8	9	5.07	27	26	1	0	0	138.1	178	95	78	20	7	23-1	120	3	1
2018	Erie	3	2	3.75	9	9	0	0	0	48.0	64	22	20	7	2	9-0	35	1	0
	Toledo	3	6	4.79	17	15	0	0	0	92.0	120	58	49	9	3	13-0	60	0	0
2019	Toledo	5	10	5.13	20	16	0	0	0	98.1	112	57	56	18	11	23-0	108	2	0
	Detroit	1	4	4.86	13	8	0	0	0	53.2	68	30	29	9	2	7-0	47	1	0
2020	Detroit	2	3	3.96	14	2	0	0	0	36.1	39	16	16	8	4	9-0	34	0	0
2021	Detroit	2	4	3.81	41	15	0	0	0	106.1	106	47	45	16	4	28-0	87	2	0
2022	Detroit	4	11	4.81	27	17	0	0	0	101.0	108	58	54	18	1	25-1	61	0	0
	Toledo	1	1	8.00	5	1	0	0	0	9.0	12	8	8	1	1	1-0	8	0	0
2023	Detroit	2	1	4.50	25	1	0	0	0	44.0	44	25	22	8	2	5-0	44	0	0
Minor League Totals		28	38	4.06	115	103	1	0	0	559.0	626	296	252	69	29	94-1	469	6	1
Major League Totals		11	23	4.38	120	43	0	0	0	341.1	365	176	166	59	13	74-1	273	3	0

1: Selected by the Detroit Tigers in the second round of the 2015 First-Year Player Draft...signed by Matt Lea. 2: Claimed off waivers by the Tampa Bay Rays, November 10, 2023.

CAREER FIELDING

YEAR	POSITION	PCT	G	PO	A	E	TC	DP
2019	Pitcher	1.000	13	2	2	0	4	0
2020	Pitcher	1.000	14	1	7	0	8	1
2021	Pitcher	1.000	41	2	6	0	8	0
2022	Pitcher	.900	27	2	7	1	10	0
2023	Pitcher	1.000	25	1	1	0	2	0
Totals		.969	120	8	23	1	32	1

LEFT-RIGHT BREAKDOWN

	2023				CAREER			
	AVG	AB	H	HR	AVG	AB	H	HR
vs. Left	.255	55	14	5	.234	329	77	13
vs. Right	.256	117	30	3	.284	1014	288	46



DAVIDA FRANKLIN / TAMPA BAY RAYS



62

INFIELDER

JONATHAN ARANDA

Jonathan Alexander Aranda Ventura (ah-RAHN-dah)



BATS LEFT

THROWS RIGHT

HEIGHT 6'0"

WEIGHT 220

OPENING DAY AGE 25

MAJOR LEAGUE SERVICE 103 days

BORN 5/23/98 in Tijuana, MEX

RESIDES Tijuana, MEX

CONTRACT STATUS Signed through 2024

SIGNING SCOUT Eddie Diaz (Rays)

ACQUIRED Signed as a free agent, 7/2/15

X-RAY REPORT

- In 2015, Rays executives and scouts traveled to Tijuana, Mexico to get a better look at a player named Randy Arozarena, who had defected from Cuba and was working out with the Toros of Tijuana...the Rays were unable to sign Randy due to MLB spending restrictions but saw Aranda in the same workout and later signed him for \$130,000...said Vice President, Assistant General Manager Carlos Rodriguez to the *Tampa Bay Times*: "It's unbelievable, right? There's a saying—you're always dangerous at the ballpark. You may run into something, you may see something. Just by being around, you kind of run into some talent. And sometimes you get lucky."
- Jonathan got the call for his major league debut late night after a seven-hour bus ride with Triple-A Durham...he immediately called his parents, Humberto and Jessica, to share the news...they had never seen him play in the minors, but made the trip from Mexico to St. Petersburg in time for his major league debut.
- He and Blue Jays catcher Alejandro Kirk have been friends since they were three years old, and they played on the same youth teams together... they took a photo together at Rogers Centre when Jonathan was active in September 2022.
- Jonathan and his wife, Milka Medrano, had a big offseason, getting married in Mexico before celebrating the birth of their first daughter, Regina Sofia.
- He helped Team Mexico to a semifinal run in his World Baseball Classic debut last year along with Rays teammates Randy Arozarena and Isaac Paredes..."It was one of the best experiences of my life," he told WFTS. "It was magical. It was a tremendous experience."

2023 SEASON

- Appeared in 34 games, including 23 starts (DH-10G, 1B-9G, 2B-2G, 3B-2G)...had three stints with the Rays (July 8-11, July 14-17, Aug. 15-end of season).
- Earned Triple-A Durham MVP honors for the second consecutive season after hitting .339/.449/.613 (121-for-357) with 23 2B, 25 HR, 81 RBI and 64 BB in 95 games for the Bulls...his 1.062 OPS led all full-season minor leaguers.
- Hit .317 (13-for-41) vs. breaking/offspeed pitches compared to .152 (7-for-46) against fastballs.
- Batted .318 (14-for-44) with 4 2B, 2 HR and 11 RBI while playing a defensive position vs. 3-for-36 (.083) with 1 3B and 2 RBI as a designated hitter.
- On July 9 vs. ATL, recorded his first career multi-RBI game with a two-run double in the 1st inning.
- During his final stint with Durham from July 17-Aug. 15, batted .330 (31-for-94) with 6 2B, 9 HR, 25 RBI and 14 BB...hit .236 (17-for-72) with 6 XBH (2HR) and 11 RBI in 30 games with the Rays to conclude the season.
- On Aug. 19 (G1) at Angel Stadium, hit his first major league home run since Sept. 22, 2022 vs. Toronto, extending his hitting streak to a season-high four games.
- On Sept. 5 vs. BOS, hit his first career triple... became the first Ray since Sam Fuld on Aug. 10, 2011 vs. KC to have a triple and 3+ walks in the same game.
- Drew a career-high three walks on both Sept. 5 vs. BOS and Sept. 11 at MIN...joined Yandy Diaz as the only Rays with multiple 3+ walk games on the season.
- On Oct. 1 at TOR, recorded a 1st-inning RBI-single before adding his first career grand slam in the following frame...became the first Ray with



5+ RBI within the first two innings of a game since Carlos Peña (6) on April 13, 2009 vs. NYY... the HR was the Rays 228th of the season, tying the club record set in 2017.

- ♦ The 6 RBI on Oct. 1 set a career high and tied Isaac Paredes (June 9 vs. TEX) for the most by a Ray in 2023...marked his most RBI in any professional game, surpassing his 5 RBI on July 3, 2022 at Triple-A Charlotte.
- ♦ Ranked among International League leaders in OPS (1st, 1.062), SLG (1st, .613), AVG (2nd, .339) and OBP (2nd, .449)...he ranked among all Rays farmhands in HR (4th, 25), RBI (T4th, 81), walks (5th, 64), total bases (5th, 219), extra-base hits (T7th, 48), hits (7th, 121) and doubles (8th, 23).
- ♦ Named an International League All-Star and *Baseball America* Triple-A All-Star for the second straight season...*Baseball America* also tabbed him as a First Team Minor League All-Star.
- ♦ Named International League Player of the Month for June after batting .448 (43-for-96) with 9 2B, 9 HR and 24 RBI across 24 games.
- ♦ **WBC:** Made his World Baseball Classic debut and hit .167 (1-for-6) in three games during Team Mexico's semifinal run.
- ♦ **POSTSEASON:** Struck out as a pinch hitter in the 9th inning of Game 1 in the AL Wild Card Series vs. TEX, his first career postseason appearance.

CAREER HIGHLIGHTS

- ♦ In **2022**, appeared in 32 games and made 21 starts over three stints with the Rays, his first career major league action...was with the Rays from June 21-25, July 10-15 and Sept. 1-end of season.
- ♦ Hit .145 (9-for-62) with 2 HR and 4 RBI in 25 games (17GS) after his Sept. 1 recall...ended the season in 0-for-26 and 3-for-45 slumps.
- ♦ On June 24 vs. PIT, started at second base in his major league debut and hit an RBI-single off Mitch Keller in the 2nd inning...became the 20th Ray all-time to hit safely in his first career plate appearance and first since Vidal Bruján on July 7, 2021 vs. CLE (G1)...became the sixth in club history with a run-scoring hit in the first at-bat of his debut, joining Bruján, Brandon Guyer on May 6, 2011 at BAL, Elijah Dukes on April 2, 2007 at NYY, Jared Sandberg on Aug 7, 2001 vs. NYY and Mickey Callaway on June 12, 1999 at MTL.
- ♦ On Sept. 13 at TOR (G2), homered off Alek Manoah in the 7th inning and became the second player in franchise history to hit a go-ahead shot in the 7th inning (or later) for his first career homer...joined Bobby Smith on April 13, 1998 vs. MIN, a walk-off homer in the

14th inning in the 11th game of the Devil Rays inaugural season.

- ♦ On Sept. 22 vs. TOR, homered off José Berríos in the 1st inning, the second homer of his career and first career leadoff homer...became the seventh rookie in franchise history to hit a leadoff homer, including the first since Randy Arozarena (2x) in 2021.
- ♦ Won the International League Most Valuable Player Award, becoming the first member of Triple-A Durham to win it since Russ Canzler in 2011...named MVP for Durham by the Rays Baseball Operations department...hit .318/.394/.521 (128-for-403) with 26 2B, 18 HR and 85 RBI in 104 games with the Bulls...ranked among league leaders in OPS (1st, .915), average (2nd), on-base pct. (2nd), slugging pct. (5th), hits (7th), RBI (T7th) and total bases (9th, 210).
- ♦ Named the Rays Minor League Hitter of the Month for July, batting .391/.459/.703 (25-for-64) with 8 2B, 4 HR and 24 RBI in 16 games.
- ♦ Ranked by *Baseball America* as the No. 96 overall prospect in the minors following the season... was the No. 6 prospect in the Rays system.
- ♦ **POSTSEASON:** Was on the roster for the AL Wild Card Series at CLE but did not play.
- ♦ In **2021**, enjoyed a breakout season to win Double-A South Most Valuable Player...named MVP for Double-A Montgomery by the Rays Baseball Operations department...led Double-A South with a .325 avg., .410 OBP and .540 SLG.
- ♦ Split the season between Class-A Bowling Green and Montgomery, earning a June 1 promotion... hit .331/.419/.543 (115-for-348) with 14 HR and 65 RBI in 102 games between the two levels.
- ♦ Named to the Double-A South postseason All-Star Team...ranked sixth in the league with 58 RBI, eighth with 89 hits and ninth with 19 2B.
- ♦ Tied for third among Rays minor leaguers with 5 3B...ranked sixth with 73 runs and 115 hits and tied for sixth with 22 2B between the two levels.
- ♦ In **2020**, was not part of the Rays 60-man player pool and did not play following the cancellation of the minor league season.
- ♦ Split the **2019** season between Class-A Charlotte and Class-A Bowling Green, and played two games with the GCL Rays on a rehab assignment...hit .272/.359/.383 (64-for-235) with 3 HR and 35 RBI.
- ♦ Split the **2018** season between Rookie-level Princeton and Short-A Hudson Valley, with an Aug. 25 promotion...hit .269/.337/.391 (42-for-156) with 1 HR and 29 RBI in 45 games.



CAREER HIGHS

HITS

3, 2x, last 10/1/23 at TOR

HITTING STREAK

6G, 9/4/22 - 9/13/22 (G2)

HOME RUNS

1, 4x, last 10/1/23 at TOR

RBI

6, 10/1/23 at TOR

RUNS

3, 9/22/22 vs. TOR

WALKS

3, 2x, last 9/11/23 at MIN

STRIKEOUTS

2, 14x, last 9/22/23 vs. TOR

STOLEN BASES

None

HOME RUN HIGHLIGHTS

LEADOFF (1)

9/22/22 vs. TOR (José Berríos)

GRAND SLAMS (1)

10/1/23 at TOR (Wes Parsons)

CAREER BATTING

YEAR	CLUB	AVG	G	AB	R	H	2B	3B	HR	RBI	SH	SF	HB	BB-I	SO	SB	CS	GDP	OBP	SLG
2016	DSL Rays 1	.257	49	175	23	45	6	5	1	17	2	1	7	17-0	32	5	4	1	.345	.366
2017	Princeton	.000	1	4	0	0	0	0	0	0	0	0	0	0-0	3	0	0	0	.000	.000
	GCL Rays	.293	49	174	24	51	9	1	0	15	0	2	3	14-0	28	14	4	4	.352	.356
2018	Princeton	.286	36	126	24	36	8	4	1	25	0	2	3	12-0	18	0	1	4	.357	.437
	Hudson Valley	.200	9	30	2	6	0	0	0	4	0	0	0	2-0	2	0	0	0	.250	.200
2019	Charlotte	.235	5	17	3	4	0	0	0	0	0	0	0	2-0	1	0	0	2	.316	.235
	GCL Rays	.286	2	7	1	2	0	0	0	0	0	0	1	1-0	1	0	0	0	.444	.286
	Bowling Green	.275	59	211	28	58	13	2	3	35	0	4	0	30-1	43	1	1	5	.359	.398
2020																				
2021	Bowling Green	.351	21	74	20	26	3	0	4	7	0	1	5	9-0	13	1	0	1	.449	.554
	Montgomery	.325	79	274	53	89	19	5	10	58	0	5	10	33-0	63	4	2	5	.410	.540
2022	Durham	.318	104	403	71	128	26	1	18	85	0	7	10	45-0	100	4	0	10	.394	.521
	Tampa Bay	.192	32	78	10	15	4	0	2	6	0	0	1	8-1	23	0	0	1	.276	.321
2023	Durham	.339	95	357	82	121	23	0	25	81	0	3	10	64-2	87	2	2	4		
	Tampa Bay	.230	34	87	13	20	4	1	2	13	0	1	2	13-1	31	0	0	1		
Minor League Totals		.306	509	1852	331	566	107	18	62	327	2	25	49	229-3	391	31	14	36	.392	.483
Major League Totals		.212	66	165	23	35	8	1	4	19	0	1	3	21-2	54	0	0	2	.276	.321

1: Signed by the Tampa Bay Rays as a free agent, July 2, 2015...signed by Eddie Diaz.

POSTSEASON BATTING

YEAR	SERIES	CLUB	AVG	G	AB	R	H	2B	3B	HR	RBI	SH	SF	HB	BB-I	SO	SB	CS	GDP	OBP	SLG
2023	ALWC	TB vs. TEX	.00	1	1	0	0	0	0	0	0	0	0	0	0-0	1	0	0	0	.000	.000

WORLD BASEBALL CLASSIC BATTING

YEAR	TEAM	AVG	G	AB	R	H	2B	3B	HR	RBI	SH	SF	HB	BB-I	SO	SB	CS	GDP	OBP	SLG
2023	Mexico	.167	3	6	0	1	0	0	0	0	0	0	0	0-0	3	0	0	0	.167	.167



CAREER FIELDING

YEAR	POSITION	PCT	G	PO	A	E	TC	DP
2022	Second Base	.918	13	22	23	4	49	4
	First Base	1.000	11	41	1	0	42	3
	Third Base	1.000	6	5	4	0	9	1
	Left Field	-	1	0	0	0	0	0
2023	First Base	.972	11	67	3	2	72	2
	Second Base	1.000	4	1	9	0	10	1
	Third Base	1.000	2	0	1	0	1	0
	Totals	First Base	.982	22	108	4	2	114
	Second Base	.931	17	22	32	4	58	5
	Third Base	1.000	8	5	5	0	10	1
	Left Field	.000	1	0	0	0	0	0

LEFT-RIGHT BREAKDOWN

	2023					CAREER				
	AVG	AB	H	HR	RBI	AVG	AB	H	HR	RBI
vs. Left	.000	6	0	0	0	.077	13	1	0	0
vs. Right	.247	81	20	2	13	.224	152	34	4	19

DID YOU KNOW?

2024 TAMPA BAY RAYS BIRTHDAYS

JANUARY (2)

- 17 Colin Poche (1994)
- 22 Austin Shenton (1998)

FEBRUARY (3)

- 2 Josh Lowe (1998)
- 18 Isaac Paredes (1999)
- 28 Randy Arozarena (1995)

MARCH (3)

- 7 Greg Jones (1998)
- 20 Taj Bradley (2001)
- 25 Phil Maton (1993)

APRIL (5)

- 4 Tomas Francisco (1988)
- 8 Zach Eflin (1994)
- 23 Garrett Cleavinger (1994)
- 24 Brady North (1991)
- 28 Shane McClellanahan (1997)

MAY (2)

- 16 Richie Palacios (1997)
- 23 Jonathan Aranda (1998)

JUNE (2)

- 12 Aaron Civale
- 17 Shane Baz (1999)

JULY (9)

- 4 Colby White (1998)
- 5 Junior Caminero (2003)
- 6 Brandon Lowe (1994)
- 6 Manuel Rodríguez (1996)
- 10 Taylor Walls (1996)
- 10 Jonny DeLuca (1998)
- 14 Tyler Alexander (1994)
- 22 Jose Siri (1995)
- 27 Drew Rasmussen (1995)

AUGUST (8)

- 4 Jason Adam (1991)
- 7 Rodney Linares (1976)
- 8 Yandy Díaz (1991)
- 14 Jorge Moncada (1984)
- 21 Ryan Pepiot (1998)
- 26 Michael Johns (1975)
- 30 Jose Caballero (1996)
- 31 Bobby Kinne (1995)

SEPTEMBER (5)

- 6 Harold Ramírez (1994)
- 9 Kyle Snyder (1977)
- 11 Shawn Armstrong (1990)
- 13 Osleivis Basabe (2000)
- 20 Jeffrey Springs (1992)

OCTOBER (4)

- 5 Zack Littell (1995)
- 15 Chad Mottola (1971)
- 18 Brady Williams (1979)
- 26 Curtis Mead (2000)

NOVEMBER (5)

- 2 René Pinto (1996)
- 3 Yoniel Curet (2002)
- 13 Chris Devenski (1990)
- 20 Amed Rosario (1995)
- 28 Kevin Kelly (1997)

DECEMBER (3)

- 6 Kevin Cash (1977)
- 11 Rick Knapp (1961)
- 16 Pete Fairbanks (1993)



64

RIGHT-HANDED PITCHER

SHAWN ARMSTRONG

Shawn Michael Armstrong

BATS **RIGHT**THROWS **RIGHT**HEIGHT **6'2"**WEIGHT **230**OPENING DAY AGE **33**MAJOR LEAGUE SERVICE **5 years, 113 days**BORN **9/11/90 in New Bern, NC**RESIDES **Raleigh, NC**CONTRACT STATUS **Signed through 2024**SIGNING SCOUT **Bob Mayer (Cleveland)**ACQUIRED **Signed as a free agent, 5/10/22**

X-RAY REPORT

- Shawn is a North Carolina native to the core... he lettered in baseball (four years) and cross country (two years) at West Craven High School in Vanceboro and, although he was a star on the track, he shined brighter on the mound...prior to going pro, Shawn was a true student athlete at East Carolina University...while majoring in exercise physiology, Armstrong was a two-time Conference USA Commissioner's Honor Roll recipient and three-time East Carolina Director of Athletics Honor Roll recipient.
- Shawn and his wife, Sarah, welcomed their son, Declan Cutter, on March 31, 2021.
- Shawn and Sarah co-own a private coaching company called Arm-Strong Performance, which offers custom training programs, workout equipment and branded merchandise.

2023 SEASON

- Began the season on the 15-day IL before being transferred to the 60-day IL on April 17 due to neck tightness...was activated on June 3 and made his season debut the following afternoon at Boston (2.0IP, BB, 3SO)...stayed on the Rays active roster for the remainder of the season.
- Posted a 1.38 ERA (52.0IP, 8ER), the lowest mark of his career (min. 15.0IP)...min. 40.0 IP, it was the second-lowest ERA in the AL behind BOS Chris Martin (1.05).
- Min. 50.0 IP, his 1.38 ERA was third lowest in Rays history behind Fernando Rodney (0.60, 2012) and Joaquin Benoit (1.34, 2010).
- Made six starts totaling 12.0 scoreless innings, posting a 1.00 WHIP and .205 (9-for-44) opp. average...joined Collin McHugh (7, 2021) as the only Rays pitchers to make 5+ starts in a season

and without allowing a run in those outings...the Rays went 5-1 when he started.

- Held right-handed batters to a .170/.239/.250 (17-for-100) line compared to .209/.255/.297 (19-for-91) vs. left-handed hitters.
- Recorded a career-high 12 multi-inning appearances, surpassing his nine such outings in 2022...produced a 0.36 ERA (25.0IP, 1ER) in those games.
- In 22 appearances (3GS) at night, pitched to a 0.56 ERA (32.1IP, 2ER)...in 17 outings (3GS) during the day, posted a 2.75 ERA (19.2IP, 6ER).
- On June 6 vs. PHI, started and matched a career high with 3.0 IP (4x, last: 9/4/22 vs. NYY)...also matched a career high with 5 SO (2x, last: 4/13/17 vs. CWS).
- Did not yield a home run across 39.2 IP (28G) from June 22–Sept. 19, posting a 0.68 ERA (39.2IP, 3ER) while limiting opponents to a .163 (23-for-141) average during that span.
- Did not allow an ER over 19.1 innings (15G) from Aug. 9–Sept. 19, striking out 20 batters against two walks while posting a 0.62 WHIP during that stretch...the 15 straight outings without an ER was the longest streak of his career.
- POSTSEASON:** Tossed a scoreless 7th inning in Game 2 of the Rays AL Wild Card Series vs. Texas, retiring 3 of his 4 BF with one strikeout.

CAREER HIGHLIGHTS

- In **2022**, made 50 appearances (3GS) between the Marlins and Rays...signed by the Marlins on March 15 and made his third career Opening Day active roster, joining 2017 (CLE) and 2020 (BAL).
- Designated for assignment by the Marlins when roster reduced on May 2...signed a minor league contract with the Rays on May 10...selected to



the active roster on May 31 and remained with the Rays through the end of the season.

- ◆ Set career highs with 61.2 IP and 66 SO...his 50 games were the second most of his career behind 2019 (55G)...made the first three starts of his career.
- ◆ Pitched to a 3.07 ERA (29.1IP, 10ER) in his 20 appearances from Aug. 7 through the end of the season.
- ◆ Yielded a combined one run in his three starts... his only run allowed as a starter was a leadoff homer to NYY Aaron Judge.
- ◆ Prior to his selection, logged a 2.57 ERA (7.0IP, 2ER) and 10 SO in seven games with Triple-A Durham.
- ◆ On June 16 at NYY, yielded a walk-off homer to Anthony Rizzo and suffered his first loss since April 12, 2019 vs. HOU (with SEA)...marked the first time in his career he allowed a walk-off hit.
- ◆ On July 28 at BAL, allowed a two-run, inside-the-park homer to Trey Mancini in the 8th inning on a fly ball lost in the sun by right fielder Josh Lowe...it marked the first inside-the-park homer allowed in his career, the 11th allowed in franchise history and first since Chris Archer on March 29, 2018 vs. BOS (Eduardo Núñez)...it marked the first time in club history that a Rays reliever allowed an inside-the-park homer.
- ◆ On Aug. 30 at MIA, made his first career start after replacing a scratched Shane McClellan to start the bottom of the 1st inning...went a career-high-tying 3.0 IP and the 48 pitches were one shy of his career high on April 13, 2017 vs. CWS (with CLE).
- ◆ **POSTSEASON:** Pitched in Game 2 of the AL Wild Card Series at CLE, going 1.1 scoreless innings... pitched the 11th inning and struck out his only batter faced in the 12th to preserve a 0-0 game.
- ◆ In **2021**, made 20 appearances for the Orioles before being designated for assignment on June 4...began the season on the paternity list and made his season debut in the Orioles fourth game of the season...outrighted to Triple-A Norfolk on June 11 and traded to the Rays in exchange for cash considerations on July 30.
- ◆ Selected on Aug. 17 from Triple-A Durham for his second stint of the season...went 1-0 with a 4.50 ERA (16.0IP, 8ER) in 11 games with the Rays... designated for assignment on Sept. 12, when Nick Anderson returned from the 60-day IL.
- ◆ Made 29 appearances between Norfolk and Durham, going 3-4 with a 2.90 ERA (31.0IP, 4ER).
- ◆ In **2020**, made his second career Opening Day roster (2017)...made 14 appearances in the

shortened season, yielding 0 ER in 12 of those 14 outings.

- ◆ Opponents hit .170 (9-for-53) against him...held right-handed batters to a .162 average (6-for-37).
- ◆ Was on the 10-day IL from Aug. 26-Sept. 21 with left SI joint inflammation.
- ◆ In **2019**, joined the Orioles after an April 28 waiver claim and totaled a career-high 55 appearances between the Mariners and Orioles.
- ◆ From his Orioles debut on May 1 through the end of the season, his 51 appearances ranked third on the team behind Paul Fry (55) and Miguel Castro (52)...had a minimum stint on the 10-day IL in late August due to a right forearm strain.
- ◆ Pitched to a 1.50 ERA (18.0IP, 3ER) in his first 17 games with the Orioles (May 1-June 16).
- ◆ On Sept. 11 vs. LAD, pitched the 1.2 scoreless innings and got the win after the Orioles hit a three-run homer in the 7th inning...marked the second win of his career and came on his 29th birthday.
- ◆ Opened the season on the 10-day IL with a left oblique strain...made two appearances (1GS) on a rehab assignment with Triple-A Tacoma... reinstated by the Mariners on April 12 and designated for assignment on April 26.
- ◆ In **2018**, selected by the Mariners on Aug. 28 and finished the season on the major league roster.
- ◆ On Sept. 30 vs. TEX, pitched a scoreless 9th inning in a 3-1 win for the first save of his career.
- ◆ Spent most of the season with Tacoma and named to the Pacific Coast League midseason All-Star Team...tied for fourth in the PCL with 15 saves...his 1.77 ERA was the third lowest among PCL pitchers with at least 30 appearances.
- ◆ Paced all Mariners minor leaguers with 49 appearances.
- ◆ In **2017**, made his first career Opening Day roster and split the season between Cleveland and Triple-A Columbus...made 21 appearances over nine stints in the majors.
- ◆ On April 5 at TEX, made his season debut and recorded his first career win...entered with two outs in the 8th inning and struck out Jonathan Lucroy, his only batter faced...was the pitcher of record after Francisco Lindor hit a go-ahead grand slam off Sam Dyson in the 9th.
- ◆ His 10 saves for Columbus ranked fourth among Cleveland minor leaguers and tied for sixth in the International League.
- ◆ Traded to the Mariners for international bonus slot money following the season.



CAREER HIGHS

LONGEST OUTING

3.0, 4x, last 7/6/23 vs. PHI

LONGEST RELIEF OUTING

3.0, 7/10/22 at CIN

STRIKEOUTS

5, 2x, last 7/6/23 vs. PHI

WALKS

2, 10x, last 9/30/23 at TOR

HR ALLOWED

2, 2x, last 6/26/19 vs. SD

RUNS ALLOWED

5, 4/8/17 at ARI

HITS ALLOWED

6, 8/18/19 at BOS

WIN STREAK

4G, 9/11/19 - 8/22/21

LOSS STREAK

2G, 2x, last 9/4-29, 2022

- ◆ In **2016**, made 10 appearances over five stints with CLE...was on the active roster for one-day stints on May 31, Aug. 3 and Aug. 19 and a two-day stint from Aug. 29-30...recalled on Sept. 6 and remained in the majors through season's end.
- ◆ After his Aug. 31 option, made two scoreless appearances for Class-A Lake County and returned to Cleveland following the conclusion of the minor league schedule.
- ◆ Named to the International League midseason All-Star Team.
- ◆ Led Cleveland minor leaguers in appearances (49) and ranked third with nine saves...did not allow a run in his last 19 games spanning 20.0 IP with Columbus.
- ◆ Named to Cleveland's Organizational All-Star Team by MLB.com.
- ◆ In **2015**, made 8 appearances over two stints with Cleveland, his first career major league action... was on the active roster from Aug. 8-13 and Sept. 1 through season's end...recalled for his first stint after Cody Anderson went on the injured list.
- ◆ Ranked second among Cleveland minor leaguers with 16 saves...led Cleveland minor league relief pitchers with 80 SO...his 14.50 SO/9.0 IP ratio ranked second among minor league relievers (min. 45.0IP)...did not allow a homer in 49.2 IP.
- ◆ Named to the IL midseason All-Star Team...tied for fourth in the league in saves...pitched to a 1.19 ERA (30.1IP, 4ER) in his last 26 appearances at the Triple-A level (June 10-Aug. 30).
- ◆ Ranked by *Baseball America* as the No. 21 prospect in the Cleveland system following the season.
- ◆ Spent most of the **2014** season with Double-A Akron, with an Aug. 18 promotion to Columbus.
- ◆ Named to the Eastern League midseason All-Star Team...tied for fifth in the league with 15 saves, which ranked third among Cleveland farmhands.
- ◆ From April 11-May 13, made 12 consecutive scoreless appearances spanning 13.2 IP...his last six appearances for Akron before his promotion were scoreless.
- ◆ Ranked by *Baseball America* as the No. 23 prospect in the Cleveland system following the season.
- ◆ In **2013**, limited to 33 games due to a two-month stint on the injured list (broken left hand).
- ◆ Went 1-0 with a 1.59 ERA (11.1IP, 2ER) in 10 outings for the Surprise Saguaros in the Arizona Fall League.
- ◆ Ranked by *Baseball America* as the No. 29 prospect in the Cleveland system following the season.
- ◆ Split the **2012** season between Lake County, Class-A Carolina and Akron, going 2-3 with a 1.60 ERA (67.2IP, 12ER) in 45 games...named to the Carolina League midseason All-Star Team prior to his July 11 promotion to Akron.
- ◆ Made five scoreless appearances spanning 5.2 IP for the Scottsdale Scorpions in the Arizona Fall League.
- ◆ Ranked by *Baseball America* as the No. 20 prospect in the Cleveland system following the season...the publication also tabbed him as having the Best Slider in the organization.

AMATEUR CAREER

- ◆ Selected by Cleveland in the 18th round of the 2011 First-Year Player Draft out of East Carolina University...previously selected by the Astros in the 33rd round of the 2008 First-Year Player Draft out of West Craven (N.C.) High School, but did not sign.
- ◆ Entered the 2008 season ranked by *Baseball America* as North Carolina's top high school pitcher...earned Rawlings and Louisville Slugger preseason All-American honors...underwent right labrum surgery in high school, resulting in a medical redshirt at East Carolina in 2009.



CAREER PITCHING

YEAR	CLUB	W	L	ERA	G	GS	CG	SHO	SV	IP	H	R	ER	HR	HB	BB-I	SO	WP	BK
2011	Mahoning Valley	0	0	0.00	1	0	0	0	0	2.0	1	0	0	0	0	0-0	2	0	0
2012	Lake County	0	0	0.00	2	0	0	0	0	3.2	1	0	0	0	0	2-0	4	0	0
	Carolina	1	3	2.06	26	0	0	0	1	43.2	31	10	10	0	6	23-1	52	3	1
	Akron	1	0	0.89	17	0	0	0	3	20.1	12	2	2	0	1	12-0	22	1	0
2013	Akron	2	3	4.09	30	0	0	0	0	33.0	32	18	15	2	2	21-0	43	2	0
	AZL Cleveland	0	0	4.50	3	0	0	0	0	4.0	3	2	2	1	0	0-0	5	1	0
2014	Akron	6	2	2.12	44	0	0	0	15	51.0	39	12	12	3	1	19-1	68	2	0
	Columbus	0	0	5.40	5	0	0	0	0	5.0	4	3	3	1	0	3-0	4	2	0
2015	Columbus	1	2	2.36	46	0	0	0	16	49.2	37	15	13	0	2	26-2	80	4	0
	Cleveland	0	0	2.25	8	0	0	0	0	8.0	5	2	2	1	0	2-0	11	0	0
2016	Columbus	3	1	1.84	47	0	0	0	9	49.0	27	11	10	0	3	29-1	72	3	0
	Cleveland	0	0	2.53	10	0	0	0	0	10.2	9	3	3	1	0	5-2	7	1	0
	Lake County	0	0	0.00	2	0	0	0	0	2.0	0	0	0	0	0	0-0	5	0	0
2017	Cleveland	1	0	4.38	21	0	0	0	0	24.2	23	12	12	5	1	10-0	20	1	0
	Columbus	1	1	3.07	28	0	0	0	10	29.1	27	10	10	3	2	11-0	36	3	0
2018	Tacoma	2	5	1.77	49	0	0	0	15	56.0	38	17	11	3	0	26-0	82	2	0
	Seattle	0	1	1.23	14	0	0	0	1	14.2	9	2	2	1	3	3-1	15	0	0
2019	Tacoma	0	0	0.00	2	1	0	0	0	2.0	2	0	0	0	0	0-0	3	0	0
	Seattle	0	1	14.73	4	0	0	0	0	3.2	8	6	6	1	1	3-1	3	0	0
	Baltimore	1	0	5.13	51	0	0	0	4	54.1	58	32	31	7	3	26-0	60	4	1
2020	Baltimore	2	0	1.80	14	0	0	0	0	15.0	9	6	3	1	1	3-0	14	2	0
2021	Baltimore	0	0	8.55	20	0	0	0	0	20.0	28	20	19	5	1	10-0	22	0	0
	Norfolk	1	3	3.18	15	0	0	0	0	17.0	19	10	6	3	1	6-0	21	0	1
	Durham	2	1	2.57	14	0	0	0	2	14.0	10	4	4	1	0	2-0	20	0	0
	Tampa Bay	1	0	4.50	11	0	0	0	0	16.0	11	8	8	5	1	5-0	22	0	0
2022	Miami	0	0	10.80	7	0	0	0	0	6.2	10	10	8	1	0	3-0	5	1	0
	Durham	0	0	2.57	7	0	0	0	2	7.0	5	2	2	0	0	2-0	10	0	0
	Tampa Bay	2	3	3.60	43	3	0	0	2	55.0	56	22	22	6	4	14-2	61	2	0
2023	Durham	1	0	2.00	7	0	0	0	0	9.0	2	2	2	1	0	2-0	8	0	0
	Tampa Bay	1	0	1.38	39	6	0	0	0	52.0	36	12	8	2	4	11-0	54	0	0
Minor League Totals		21	21	2.31	345	1	0	0	73	397.2	290	118	102	18	18	184-5	537	23	2
Major League Totals		8	5	3.98	242	9	0	0	7	280.2	262	135	124	36	19	95-6	294	11	1

1: Selected by Cleveland in the 18th round of the 2011 Amateur Draft...signed by Bob Mayer. 2: Acquired by the Seattle Mariners from Cleveland in exchange for international bonus slot money, December 13, 2017. 3: Claimed by the Baltimore Orioles off waivers from Seattle, April 28, 2019. 4: Acquired by the Tampa Bay Rays from Baltimore in exchange for cash considerations, July 30, 2021. 5: Signed by the Miami Marlins as a free agent, March 13, 2022. 6: Signed by the Tampa Bay Rays as a free agent, May 10, 2022.

POSTSEASON PITCHING

YEAR	SERIES	CLUB	W	L	ERA	G	GS	CG	SHO	SV	IP	H	R	ER	HR	HB	BB-I	SO	WP	BK
2022	ALWC	TB vs. CLE	0	0	0.00	1	0	0	0	0	1.1	1	0	0	0	0	0-0	3	0	0
2023	ALWC	TB vs. TEX	0	0	0.00	1	0	0	0	0	1.0	1	0	0	0	0	0-0	1	0	0
Postseason Totals			0	0	0.00	2	0	0	0	0	2.1	2	0	0	0	0	0-0	4	0	0

CAREER FIELDING

YEAR	POSITION	PCT	G	PO	A	E	TC	DP
2015	Pitcher	-	8	0	0	0	0	0
2016	Pitcher	1.000	10	1	1	0	2	0
2017	Pitcher	1.000	21	1	2	0	3	0
2018	Pitcher	1.000	14	0	4	0	4	0
2019	Pitcher	1.000	55	1	2	0	3	0
2020	Pitcher	.000	14	0	0	1	1	0
2021	Pitcher	.750	31	0	3	1	4	0
2022	Pitcher	1.000	50	0	5	0	5	0
2023	Pitcher	1.000	39	2	4	0	6	0
Totals			.929	242	5	21	28	0

LEFT-RIGHT BREAKDOWN

	2023				CAREER			
	AVG	AB	H	HR	AVG	AB	H	HR
vs. Left	.209	91	19	1	.238	416	99	13
vs. Right	.170	100	17	1	.246	663	163	23



56

OUTFIELDER

RANDY AROZARENA

Randy Arozarena Gonzalez (ah-row-sah-RAY-nah)

BATS **RIGHT**THROWS **RIGHT**HEIGHT **5'11"**WEIGHT **210**OPENING DAY AGE **29**MAJOR LEAGUE SERVICE **3 years, 129 days**BORN **2/28/95 in Havana, Cuba**RESIDES **Tijuana, MEX**CONTRACT STATUS **Signed through 2024**SIGNING SCOUT **Ramon Garcia (Cardinals)**

ACQUIRED **From the St. Louis Cardinals along with OF José Martínez and a Competitive Balance Round A draft selection in exchange for LH Matthew Liberatore, C Edgardo Rodríguez and a Competitive Balance Round B draft selection, 1/9/20**

X-RAY REPORT

- Randy played two years of professional baseball in Cuba, where he earned the nickname *El Cohete Cubano*, or “The Cuban Rocket,” for his lightning speed...he earned \$4 a month during his first season with Pinar del Río...he defected to Mexico in 2015, prompted in part by the passing of his father the year prior...he received his Mexican citizenship at the Mexican embassy in Miami in April 2022.
- Soccer was his first love...his younger brother, Raiko, is a professional goalkeeper who played for the USL's Tampa Bay Rowdies from 2021-23 after playing three seasons for Mexican clubs, most recently for the *Cafetaleros de Chiapas* (The Coffee Growers)...the two originally began playing the opposite sport and switched paths professionally...Randy's baseball career didn't begin until his soccer coach dropped him off at a baseball practice to help a local team that was short on players...in May 2022, Randy invited Raiko to take batting practice at Tropicana Field and Raiko homered twice.
- Randy took the 2023 World Baseball Classic by storm for Team Mexico, delivering big hits and jaw-dropping defensive plays in left field, including a home run robbery vs. Japan in the semi-finals...the tournament also saw him come up with his signature arms-crossed celebration...from the beginning of the tournament to the end, his Instagram following grew by nearly 300 percent.
- A week after getting her visa, Randy's mother, Sandra Gonzalez, attended the Rays postseason opener at Tropicana Field, her first time seeing her son play in the majors in person...Randy believes the last time he played a game in front

of his mom was in Mexico in 2017...prior to the game, Sandra threw a ceremonial first pitch to her son.

- Randy was name-dropped on Grammy award-winning artist Bad Bunny's recent song, “*Nadie Sabe*”...Bad Bunny sings, “*Yo mismo me impresiono, como Randy Arozarena,*” which translates to, “I impress myself like Randy Arozarena.”
- Some of his offseason endeavors included hosting a “Randy Fest” in Mexico with several bands, being named one of *GQ Mexico's* Men of the Year, meeting with Mexican President Andrés Manuel López Obrador, connecting with rapper Travis Scott and doing TV work for the Caribbean Series in Miami.

2023 SEASON

- Appeared in 151 games and made 149 starts (LF-137G, DH-12G)...was the only Rays outfielder and one of five players overall to remain on the active roster all season.
- Set career highs in home runs (23), runs scored (95) and walks (80) while matching a career best with three triples (also 2021-22).
- Named a finalist for an AL Silver Slugger award for the third straight season.
- Became the first player in MLB history to post a 20+ HR, 20+ SB season as a rookie and in each of the next two seasons; he and LAA Mike Trout (2012-13) are the only players to accomplish the feat as a rookie and again in the following season.
- Joins CLE José Ramírez and PHI Trea Turner as the only players in MLB with 20+ HR and 20+ SB in each of the last three seasons (2021-23).



- Became the first player in club history to post three straight 20+ HR, 20+ SB seasons...is one of three Rays all-time to post at least one 20-20 campaign, joining B.J. Upton (2007, 2011-12) and Tommy Pham (2019).
- Became the fourth Ray to post at least three consecutive 20+ HR seasons, joining Evan Longoria (2x: 2008-10 & 2013-17), Aubrey Huff (2002-05) and Carlos Peña (2007-10).
- Posted a career-best 12.2 pct. walk rate, a 5.1 pct. increase from 2022 (7.1%), signaling the third-highest year-to-year increase among qualified AL hitters behind LAA Luis Rengifo (+5.9%) and TEX Nathaniel Lowe (+5.4%).
- His three walk-off plate appearances were tied for the MLB lead with teammate Brandon Lowe, ATL Ozzie Albies, PHI Alec Bohm, MIA Jake Burger, STL Tommy Edman and BOS Alex Verdugo.
- Ranked among AL outfielders in HBP (T1st, 18), on-base pct. (2nd, .364), go-ahead RBI (2nd, 26), walks (T2nd, 80), avg. exit velocity (3rd, 91.7 mph), runs (4th, 95), game-winning RBI (T6th, 12), OPS (7th, .787), RBI (T7th, 83) and steals (8th, 22).
- Did not commit an error in any of his 139 games in left field (253TC)...the 139 consecutive errorless games marked the fourth-longest streak in the majors in 2023 (longest: PHI Nick Castellanos, 145G).
- Had four separate hitting streaks of 7+ games, most among Rays hitters and tied for third most in the AL behind CLE José Ramírez (6) and SEA Julio Rodríguez (5).
- Made his third straight Opening Day roster and start (2-LF, 1-RF).
- Hit safely in each of his first 10 games, tied for the fourth-longest season-opening streak in club history behind Rocco Baldelli (14G, 2003), Delmon Young (12G, 2007) and Jorge Cantú (11G, 2005).
- Reached base safely in 33 straight home games from April 12-June 24, the third-longest streak in team history behind Ben Zobrist (37G: 5/2/09-7/28/09) and Evan Longoria (35G: 10/4/09-6/22/10).
- Reached base safely in a career-best 20 straight games from April 17-May 9...led the AL in HR (tied, 6) and slugging pct. (.632) during the streak.
- On April 29 at CWS, recorded his sixth career multi-homer game, going deep in the 7th and 9th innings of a 12-3 Rays win...became the eighth player in club history to homer twice from the 7th inning on in the same game, including the first since Brett Phillips on Aug. 8, 2021 at BAL.

- On May 5 vs. NYY, the Rays introduced “Randy Land,” a special seating section in left field where fans were provided with T-shirts and other memorabilia at Friday night home games... he homered in his first at-bat, winning free beverages for all fans in the section.
- Drew at least one walk in a career-best six consecutive games from May 16-21...drew multiple walks in three straight games from June 8-10, the longest streak of his career and longest by a Ray since Ji-Man Choi (3G: 9/19/21-9/22/21).
- On June 7 vs. MIN, hit his first career walk-off home run off Jhoan Duran, marking the only homer Duran allowed on his splitter all season.
- Hit safely in a career-best 12 straight road games from Aug. 19-Sept. 16, batting .360 (18-for-50) with 2 2B, 1 3B, 3 HR and 11 RBI during the streak.

“
On any given night, we know that he could be the most talented player on the field. Speed, athleticism, power, excitement, the energy that he brings. He’s a special, special player for our game. I think he’s the type of player that fans come to the ballpark to see.
”

MANAGER KEVIN CASH
| Tampa Bay Times |

- On Aug. 27 vs. NYY, was struck by a 95.5 mph sinker thrown by Albert Abreu, sparking a pair of bench-clearing incidents...on the season, his 18 HBP were a career high and tied with teammate Luke Raley for fourth most in the AL.
- On Sept. 13 at MIN, his 448-foot go-ahead homer in the 9th inning marked the farthest HR of his career (prev. 445 ft., 4/23/21 vs. TOR).
- **ASG:** Earned his first career All-Star Game selection and went 1-for-2 as the starting left fielder...he became the second outfielder in Rays franchise history to receive a fan-elected start, joining Carl Crawford in 2010.
- **HOME RUN DERBY:** Became the third player in Rays history to participate in the event, joining Evan Longoria (2008) and Carlos Peña (2009), and the first to advance past the opening round.



- Finished as runner-up to TOR Vladimir Guerrero Jr., falling in the final round, 25-23...defeated TEX Adolis García in the opening round, 24-17, and out-homered CWS Luis Robert in the semi-finals, 35-22.
- Tallied 82 total homers, second most by any participant in the Derby's history behind Guerrero Jr.'s 91 long balls in Cleveland in 2019... his 35 homers in the semi-finals were tied for fourth most in a single Derby round, trailing only SEA Julio Rodríguez (41HR, 2023 1st round), Guerrero Jr. (40HR, 2019 semi-finals) and LAD Joc Pederson (39 HR, 2019 semi-finals).
- **POSTSEASON:** Went 3-for-8 (.375) in the Rays AL Wild Card Series vs. Texas...singled and doubled off Jordan Montgomez in Game 1 before adding a 4th-inning single in Game 2.
- **WBC:** Made his World Baseball Classic debut with Team Mexico and hit .450 (9-for-20) with 6 2B, 1 HR and 9 RBI in six games...was one of two unanimous selections along with Trea Turner to be named to the 2023 All-World Baseball Classic Team.

CAREER HIGHLIGHTS

- His 11 postseason homers are tied for 32nd all-time despite being tied for 253rd with 128 postseason plate appearances...min. 100 plate appearances, his 1.104 OPS in the postseason ranks third all-time behind Lou Gehrig (1.214) and Babe Ruth (1.214).
- In **2022**, recorded 20 HR and 32 SB, his second straight 20/20 season and the third 20/30 season in club history, joining B.J. Upton in 2011 and 2012...was one of two in the majors to reach 20/30, joining KC Bobby Witt Jr.
- Ranked third in stolen bases behind BAL Jorge Mateo (35) and BAL Cedric Mullins (34)...marked the most SB by a Ray since Mallex Smith (40) in 2018...led the majors with 12 CS.
- His 41 2B ranked fifth in the AL behind CLE José Ramírez (44), TOR Bo Bichette (43), BOS J.D. Martínez (43) and BOS Rafael Devers (42)...tied for fifth in Rays history behind Aubrey Huff (47) in 2003, Ben Zobrist (46) in 2011 and Evan Longoria in 2010 (46) and 2009 (44).
- Became the first in Rays history and 20th player (25th time) in major league history with 20 HR, 30 SB and 40 2B in a single season, including the first since BOS Mookie Betts in 2018.
- From Aug. 1 through the end of the season, tied for second in the AL with 19 2B behind HOU Jose Altuve (20)...tied CLE José Ramírez and HOU Kyle Tucker for the AL lead with 42 RBI.
- Was one of four players from the Opening Day roster to remain active all season, joining Jason Adam, Corey Kluber and Taylor Walls.
- Made his second straight Opening Day roster, both starts (1-LF, 1-RF).
- On April 16 at CWS, ejected by home plate umpire Junior Valentine for arguing balls and strikes in the 6th inning, the first of his career... was the first Rays ejection since Kevin Cash on Sept. 1, 2020 at NYY, Randy's third game with the team...was the first ejection of a Rays player since Jesús Aguilar on Aug 21, 2019 vs. SEA.
- Reached in 10 consecutive plate appearances beginning in the 5th inning on May 20 through the 1st inning on May 22...tied the club record set by Ji-Man Choi from Sept. 11-12, 2019 and matched by Yandy Díaz from Aug. 20-23, 2020.
- On June 10 at MIN, hit an inside-the-park homer off Devin Smeltzer in the 7th inning, the first of his career...marked the 22nd inside-the-park homer in franchise history.
- On Aug. 22 vs. LAA, hit a go-ahead, solo homer in the 5th inning...it traveled 434 feet, surpassing a 421-foot shot by Tommy Pham on April 18, 2019 vs. BAL for the farthest opposite-field homer by a Ray in the Statcast era (since 2015).
- On Aug. 28 at BOS, hit 3 2B for the first time in his career and 3 XBH for the second time, along with May 19, 2021 at BAL...all 3 2B were off the Green Monster and went a combined 1,102 feet.
- On Sept. 23 vs. TOR, recorded a career-high 6 RBI, the most by a Ray since Brandon Lowe (7) on Oct. 2, 2021 at NYY and most at home since Joey Butler (6) on Oct. 4, 2015 vs. TOR.
- **POSTSEASON:** Started both games of the AL Wild Card Series at CLE in left field and went 1-for-9 with a Game 2 single in the 6th inning.
- In **2021**, named AL Rookie of the Year by the BBWAA, receiving 22 of 30 first-place votes... became the fourth in club history to win it, joining OF Wil Myers in 2013, RHP Jeremy Hellickson in 2011 and 3B Evan Longoria in 2008.
- Was the sixth AL left fielder to win the Rookie of the Year Award, joining MIIN Marty Cordova in 1995, OAK José Canseco in 1986, CLE Joe Charboneau in 1980, BAL Al Bumbry in 1973 and KC Lou Piniella in 1969.
- Voted the club's Outstanding Rookie by the Tampa Bay Chapter of the BBWAA.
- Was one of three finalists for the Rawlings AL Gold Glove Award for left field, won by KC Andrew Benintendi.



- Finished the season with 20 HR and 20 SB, the first 20/20 rookie in franchise history...became the 11th rookie with a 20/20 season since MLB defined rookie status in 1958.
- Tied for seventh among major league rookies and tied for fifth among AL rookies with 20 HR...led major league rookies with 145 hits and a .274 avg., and led AL rookies with 94 runs, 32 2B, 56 BB, 20 SB, a .356 OBP and .815 OPS...ranked fourth among AL rookies with 69 RBI.
- His 20 HR ranked third in club history among rookies behind Evan Longoria (27) in 2008 and Jonny Gomes (21) in 2005...his 94 runs were a Rays rookie record and his 55 XBH ranked second among rookies behind Longoria (60) in 2008.
- Named the Play of the Week Award winner for April 5-11, becoming the first Rays player to accomplish the feat since the award was introduced in 2019...on April 5 at BOS, ranged to deep right-center field before making a fully-extended diving catch to take away an extra-base hit from Hunter Renfroe.
- On May 19-20 at BAL, became the second Ray with back-to-back games of 4 RBI, joining Evan Longoria from April 30–May 1, 2009 vs. BOS.
- On June 13 vs. BAL, hit his first grand slam...became the sixth Rays rookie to hit a grand slam, first since Joey Butler on Oct 4, 2015 vs. TOR.
- His daughter, Alaia, was born on Sept. 8 while he was on the paternity list.
- POSTSEASON:** Reached in nine of 19 PA and reached base at least twice in all 4 games.
- In Game 1 of the ALDS vs. BOS, became the first player in postseason history to hit a home run and steal home in the same game...hit a solo homer off Nick Pivetta leading off the 5th inning and stole home off Josh Taylor in the 7th.
- In 2020, appeared in 23 games and made 17 starts (12-LF, 4-DH, 1-RF) after his Aug. 30 recall, when 1B/DH José Martínez was traded to the Cubs...from the date of his recall through season's end, ranked third among AL rookies with 7 HR and 15 runs and tied for third with 4 SB.
- Was on the alternate training site COVID-19 Related IL/Rehab from July 22–Aug 29.
- Hit 7 HR in September, which led the Rays and tied for seventh in the AL...also led the team with 14 runs and tied for first with 11 RBI.
- Hit .400 (8-for-20) with 4 HR vs. LHP.
- Hit 4 HR in his first 16 AB with the Rays and was the first player in club history with 4 HR in his first 16 AB of a season, passing Steven Souza

ALL-TIME MLB RANKS, SINGLE POSTSEASON

HOME RUNS

Randy Arozarena, TB	2020	10
Adolis García	2023	8
Corey Seager, LAD	2020	8
Nelson Cruz, TEX	2011	8
Carlos Beltrán, HOU	2004	8
Barry Bonds, SF	2002	8

HITS

Randy Arozarena, TB	2020	29
Pablo Sandoval, SF	2014	26

EXTRA-BASE HITS

Randy Arozarena, TB	2020	14
David Freese, STL	2011	14

TOTAL BASES

Randy Arozarena, TB	2020	64
David Freese, STL	2011	50
Corey Seager, LAD	2020	50

Jr. (3) in 2016, Sean Rodriguez (3) in 2014, Evan Longoria (3) in 2009 and Jorge Cantú (3) in 2005.

- Recorded a pair of multi-HR games, both in a span of 15 games, on Sept. 6 vs. MIA and Sept. 23 at NYM...became the fastest in club history with a pair of multi-HR games, coming in his 25th and 39th career games...broke the mark previously held by Curt Casali (49th and 50th career games).
- On Aug. 30 at MIA, was recalled from the alternate training site and made his Rays debut as a defensive replacement in left field.
- On Aug. 31 at NYY, made his first start with the Rays and started out of the leadoff spot for the first time in his career...recorded his first hit as a Ray, a 6th-inning single off Nick Nelson, and stole second base with two outs in the inning.
- On Sept. 2 at NYY, hit his first homer as a Ray against Jordan Montgomery in the 1st inning.
- On Sept. 6 vs. MIA, hit solo homers in the 1st and 6th innings for his first career multi-HR game...became the fourth Cuban-born player with a multi-HR game for the Rays, joining Yandy Díaz, Yunel Escobar and José Canseco (twice).
- Ranked by *Baseball America* as the No. 17 overall prospect in the minors following the season...was the No. 2 prospect in the Rays system.
- POSTSEASON:** Enjoyed a historic postseason, batting .377/.442/.831 (29-for-77) with 10 HR and 14 RBI in 20 games (all starts) and setting major league records for a single postseason in home runs, hits, extra-base hits (14, tied) and total bases (64).
- Hit 3 HR in the ALDS, 4 HR in the ALCS and 3 HR in the World Series, tying the major league



record for most career postseason series with 3 HR (or more)...joined Babe Ruth, Mickey Mantle, Carlos Beltrán and Jose Altuve.

- Recorded five three-hit games, passing HOU Jose Altuve in 2017, STL Albert Pujols in 2004, SEA Edgar Martinez in 1995 and SEA Jay Buhner in 1995 for the most in a single postseason.
- Homer in Games 1-3 of the ALDS against the Yankees...became the third Ray to homer in three consecutive postseason games, joining Evan Longoria (4) in 2008 and Carlos Peña (3) in 2008.
- Named Most Valuable Player of the ALCS, the first rookie position player to win MVP of a League Championship Series or World Series...he has since been joined on this list by HOU Jeremy Peña in the 2022 ALCS and 2022 World Series... prior to Arozarena, the only rookies to be named MVP of a League Championship Series were all pitchers: BAL Mike Boddicker (1983), FLA Liván Hernández (1997) and STL Michael Wacha (2013).
- In Game 7 of the ALCS vs. HOU, became the first Rays rookie to homer in a "winner take all" game and became the first major league rookie with a go-ahead homer in a Game 7 since FLA Miguel Cabrera in the 2003 NLCS at CHC.
- Became the second rookie in major league history to hit 3 HR in a World Series, joining NYY Charlie Keller (3) in 1939...recorded at least 1 RBI in Games 3-6 of the World Series and became the first rookie in major league history to do so in four consecutive World Series games.
- In 2019, appeared in 19 games and made four starts, all in center field, over two stints with the Cardinals, his first career major league action.
- Selected from Triple-A Memphis on Aug. 13 and made his major league debut the next night at KC, going 2-for-4, including a bases-loaded, RBI single in the 7th inning for his first career hit... optioned on Aug. 19, but was recalled on Sept. 3 and remained on the active roster through the end of the season.
- On Sept. 25 at AZ, hit a solo shot off Merrill Kelly in the 6th inning for his first career homer.
- Combined for 92 games between Double-A Springfield and Memphis, batting .344/.431/.571 (118-for-343) with 15 HR, 53 RBI and 17 SB... his 15 HR tied for fifth among Cardinals minor leaguers...ranked fourth with 44 XBH, fifth with 196 total bases and seventh with 17 SB.
- Missed the start of the season with a right hand fracture...made his season debut on May 11.
- Hit for the cycle on July 26 at Oklahoma City (Dodgers)...completed the feat with a two-run triple in the 5th inning...joined Luke Voit in 2018

and Mark Little in 2000 as the only Memphis players to ever hit for the cycle.

- Named the Cardinals Minor League Hitter of the Month for both June and July, batting .376/.453/.600 (77-for-205) over that stretch.
- Named to the Cardinals Organizational All-Star Team by MLB.com...named a Triple-A All-Star by *Baseball America*.
- POSTSEASON:** Was used four times as a pinch-hitter and once as a defensive replacement... became the third Cuban-born player to appear in a postseason game for the Cardinals, joining Eli Marrero and Tony Fossas.
- Acquired by the Rays on Jan. 9, 2020...at the time of the trade, ranked by *Baseball America* as the No. 10 prospect in the Cardinals system.
- In 2018, hit .274/.359/.433 (98-for-358) with 12 HR, 49 RBI and 26 SB in 113 games between Memphis and Springfield...his 26 SB ranked fourth among Cardinals minor leaguers.
- Played for the World team in the Futures Game in July at Nationals Park..
- Hit .348/.464/.652 (8-for-23) with 2 HR and 7 RBI in the Pacific Coast League postseason, helping Memphis win the league championship.
- As the cleanup hitter, went 3-for-4 with 2 2B and 2 RBI in a 14-4 win over Durham in the Triple-A National Championship Game.
- Played 64 games for the Mayos de Navojoa in the Mexican Winter League, batting .292 (76-for-260) with 25 2B, 14 HR and 37 RBI.
- Ranked by *Baseball America* as the No. 17 prospect in the Cardinals system following the season.
- Split the 2017 season between Class-A Palm Beach and Springfield...hit .266/.346/.437 (114-for-428) with 11 HR, 49 RBI and 18 SB.
- Tied for second among Cardinals minor leaguers with 32 2B and ranked third with 47 XBH.
- Named to the Florida State League midseason All-Star Team.
- Named the Cardinals Minor League Hitter of the Month for May, batting .296 (32-for-108) with 9 2B, 3 HR and 15 RBI in 28 games.
- Named FSL Player of the Week for June 5-11...ended the week with homers in three consecutive games, including his first professional grand slam on June 11 at Daytona (Reds).
- Played 51 games for Navojoa in the Mexican Winter League, leading the team with 13 HR.



CAREER HIGHS

HITS 4, 6x, last 8/4/22 at DET	HOME RUNS 2, 6x, last 4/29/23 at CWS	RUNS 3, 8x, last 8/27/23 vs. NYY	STRIKEOUTS 4, 3x, last 7/20/23 vs. BAL
HITTING STREAK 12G, 6/3/21 – 6/17/21	RBI 6, 9/23/22 vs. TOR	WALKS 3, 5/21/21 at TOR	STOLEN BASES 3, 8/27/23 vs. NYY

HOME RUN HIGHLIGHTS

MULTI-HR GAMES (6) 2 - 4/29/23 at CWS; 5/21/22 at BAL; 7/21/21 vs. BAL; 5/19/21 at BAL; 9/23/20 at NYM; 9/6/20 vs. MIA	GRAND SLAMS (1) 6/13/21 vs. BAL (Cesar Valdez)
LEADOFF (2) 8/3/21 vs. SEA (Yusei Kikuchi); 7/21/21 vs. BAL (Bruce Zimmerman)	INSIDE-THE-PARK (1) 6/10/22 at MIN (Devin Smeltzer)
WALK-OFFS (1) 6/7/23 vs. MIN (Jhoan Duran)	

- ♦ Ranked by *Baseball America* as the No. 11 prospect in the Cardinals system following the season.
- ♦ In 2016, played five games for the Toros de Tijuana in the Mexican League...signed with the Cardinals on Aug. 1.
- ♦ Ranked by *Baseball America* as the No. 12 prospect in the Cardinals system following the season.

AMATEUR CAREER

- ♦ Played two seasons for Pinar del Rio in the Cuban National Series...defected from Cuba to Mexico toward the end of 2014.
- ♦ Earned a spot on Cuba's National Team for the 2013 18U Baseball World Cup in Taichung, Taiwan...ranked second on the team in OBP during the tournament behind Yoán Moncada.

CAREER BATTING

YEAR	CLUB	AVG	G	AB	R	H	2B	3B	HR	RBI	SH	SF	HB	BB-1	SO	SB	CS	GDP	OBP	SLG
2013	Pinar del Rio (Cuba)	.077	19	13	6	1	0	0	0	0	1	0	0	6-0	3	0	1	0	.368	.077
2014	Pinar del Rio (Cuba)	.291	74	227	49	66	12	4	3	24	6	3	13	36-1	37	15	6	4	.412	.419
2015														Did Not Play						
2016	Tijuana (MEX)	.100	5	20	3	2	1	0	0	0	0	0	0	2-0	3	0	0	1	.182	.150
2017	Palm Beach	.275	70	265	38	73	22	3	8	40	1	4	12	13-0	53	10	4	3	.333	.472
	Springfield	.252	51	163	34	41	10	1	3	9	1	1	3	27-0	34	8	3	8	.366	.380
2018	Memphis	.232	89	267	42	62	16	0	5	28	3	2	11	28-1	59	17	5	6	.328	.348
	Springfield	.396	24	91	22	36	5	0	7	21	1	0	4	6-0	25	9	3	1	.455	.681
2019	Springfield	.309	28	97	14	30	7	2	3	15	0	0	6	13-2	23	8	5	4	.422	.515
	Memphis	.358	64	246	51	88	18	2	12	38	0	2	11	24-0	48	9	7	5	.435	.593
	St. Louis	.300	19	20	4	6	1	0	1	2	0	0	1	2-0	4	2	1	0	.391	.500
2020	Tampa Bay	.281	23	64	15	18	2	0	7	11	0	1	5	6-0	22	4	0	2	.382	.641
2021	Tampa Bay	.274	141	529	94	145	32	3	20	69	0	5	14	56-4	170	20	10	9	.356	.459
2022	Tampa Bay	.263	153	586	72	154	41	3	20	89	0	2	11	46-2	156	32	12	17	.327	.445
2023	Tampa Bay	.254	151	551	95	140	19	3	23	83	0	5	18	80-1	156	22	10	10	.364	.425
	Minor League Totals	.292	326	1129	201	330	78	8	38	151	6	9	47	111-3	242	61	27	27	.377	.477
	Major League Totals	.265	487	1750	280	463	95	9	71	254	0	13	49	190-7	508	80	33	38	.351	.451
	Cuban Nat'l. Series	.279	93	240	55	67	12	4	3	24	7	3	13	42-1	40	15	7	4	.409	.400
	Mexican League Totals	.100	5	20	3	2	1	0	0	0	0	0	0	2-0	3	0	0	1	.182	.150

1: Signed by the St. Louis Cardinals as a free agent, August 1, 2016...signed by Ramon Garcia. 2: Acquired by the Tampa Bay Rays along with OF José Martínez and a Competitive Balance Round A draft selection from St. Louis in exchange for LHP Matthew Liberatore, C Edgardo Rodríguez and a Competitive Balance Round B draft selection, January 9, 2020.



POSTSEASON BATTING

YEAR	SERIES	CLUB	AVG	G	AB	R	H	2B	3B	HR	RBI	SH	SF	HB	BB-I	SO	SB	CS	GDP	OBP	SLG
2019	NLDS	STL vs. ATL	.000	3	3	0	0	0	0	0	0	0	0	0	0-0	2	0	0	0	.000	.000
	NLCS	STL vs. WSH	.000	2	1	0	0	0	0	0	0	0	0	0	0-0	1	0	0	0	.500	.000
2020	ALWC	TB vs. TOR	.500	2	8	3	4	2	1	0	1	0	0	0	1-0	1	0	1	0	.556	1.000
	ALDS	TB vs. NYY	.421	5	19	5	8	0	0	3	3	0	0	1	1-0	4	0	0	0	.476	.895
	ALCS	TB vs. HOU	.321	7	28	6	9	1	0	4	6	0	0	1	2-1	10	1	0	0	.367	.786
	WS	TB vs. LAD	.364	6	22	5	8	0	0	3	4	0	0	0	4-1	4	0	1	2	.462	.773
2021	ALDS	TB vs. BOS	.333	4	15	4	5	1	0	1	3	0	0	0	4-0	4	2	0	0	.474	.600
2022	ALWC	TB vs. CLE	.111	2	9	0	1	0	0	0	0	0	0	0	1-0	5	0	0	0	.200	.111
2023	ALWC	TB vs. TEX	.375	2	8	0	3	1	0	0	0	0	0	0	0-0	2	0	0	0	.375	.500
Postseason Totals			.336	33	113	23	38	5	1	11	17	0	0	2	13-2	33	3	2	2	.414	.690

ALL-STAR GAME BATTING

YEAR	CLUB	AVG	G	AB	R	H	2B	3B	HR	RBI	SH	SF	HB	BB-I	SO	SB	CS	GDP	OBP	SLG
2023	AL, Seattle	.500	1	2	0	1	0	0	0	0	0	0	0	0-0	1	0	1	0	.500	.500

WORLD BASEBALL CLASSIC BATTING

YEAR	TEAM	AVG	G	AB	R	H	2B	3B	HR	RBI	SH	SF	HB	BB-I	SO	SB	CS	GDP	OBP	SLG
2023	Mexico	.450	6	20	8	9	6	0	1	9	0	0	2	6-1	5	0	0	0	.607	.900

CAREER FIELDING

YEAR	POSITION	PCT	G	PO	A	E	TC	DP
2019	Right Field	1.000	6	4	0	0	4	0
	Center Field	1.000	5	7	1	0	8	0
	Left Field	-	1	0	0	0	0	0
2020	Left Field	1.000	14	14	1	0	15	1
	Right Field	-	3	0	0	0	0	0
	Center Field	1.000	2	3	0	0	3	0
2021	Left Field	.991	81	109	4	1	114	1
	Right Field	1.000	53	98	1	0	99	0
	Center Field	-	1	0	0	0	0	0
2022	Left Field	.970	104	158	4	5	167	0
	Right Field	1.000	25	41	0	0	41	0
2023	Left Field	1.000	139	245	8	0	253	1
Totals	Left Field	.989	339	525	17	6	548	3
	Right Field	1.000	87	143	1	0	144	0
	Center Field	1.000	8	10	1	0	11	0

LEFT-RIGHT BREAKDOWN

	2023					CAREER				
	AVG	AB	H	HR	RBI	AVG	AB	H	HR	RBI
vs. Left	.254	118	30	8	18	.298	463	138	28	66
vs. Right	.254	433	110	15	65	.253	1287	325	43	188



37

INFIELDER

OSLEIVIS BASABE

Osleivis José Basabe Chourio (oh-SLAY-veece bah-SAH-bay)



BATS RIGHT

THROWS RIGHT

HEIGHT 6'1"

WEIGHT 205

OPENING DAY AGE 23

MAJOR LEAGUE SERVICE 50 days

BORN 9/13/00 in Bobures, VEN

RESIDES Bobures, VEN

CONTRACT STATUS Signed through 2024

SIGNING SCOUT Carlos Plaza (Rangers)

ACQUIRED From the Texas Rangers along with OF Heriberto Hernández and OF Alexander Ovalles in exchange for 1B Nathaniel Lowe, 1B Jake Guenther and a player to be named (OF Carl Chester), 12/10/20

X-RAY REPORT

- Osleivis comes from a baseball family...his father and grandfather both played professionally at some level while his younger brother, Edgar, is currently in the Texas Rangers organization...several of his cousins also play professionally, including Luis Alexander Basabe, who was with the San Francisco Giants in 2020, and Luis Matos, who played for the Giants last season...the family holds an annual baseball game at their December reunion.
- He and his wife, Nohemi Arenas, celebrated the birth of their daughter, Adhara, last year.

2023 SEASON

- Appeared in 31 games and made 22 starts (SS-18G, 2B-2G, 3B-2G)...was added to the 40-man roster in November 2022 and opened the season with Triple-A Durham...recalled on Aug. 13 and made his MLB debut the same evening, starting at shortstop in a 9-2 loss vs. Cleveland.
- Hit .286 (8-for-28) with one 2B, one HR and 7 RBI with two outs compared to .186 (11-for-59) with zero or one out.
- Hit .236 (10-for-43) with 2 2B and one HR against breaking/offspeed pitches vs. .205 (9-for-44) with 3 2B vs. fastballs.
- Did not commit an error in 60 total chances at shortstop...min. 60 TC, he was the only major leaguer to not commit an error at shortstop.
- Recorded 8 RBI in the first eight games of his career, the most by a Rays rookie in their first eight games in club history, surpassing Wil Myers (7, 2013).

- Recorded a .333 (12-for-33) average with 3 2B, one HR and 9 RBI in his first 10 games (Aug. 3-24) compared to .137 (7-for-51) with 2 2B and 3 RBI in his final 21 contests from Aug. 25 on.
- Seven of his first eight career hits came on the road from Aug. 13-19...nine of his next 11 hits came at home from Aug. 22 through the end of the season.
- On Aug. 13 vs. CLE, became the seventh Rays player since pitch-by-pitch data was made available in 2000 to record a hit on the first pitch he faced in his career...doubled off Tanner Bibee in the 3rd inning.
- On Aug. 19 (G2) at LAA, set career highs in both hits (3) and extra-base hits (2 2B) in an 18-4 win.
- On Aug. 22 vs. COL, became the third player in Rays history to hit a grand slam for his first career HR, joining Wil Myers (2013) and Jorge Velandia (2007)...became the eighth Rays rookie to hit a grand slam and the first with a 4+ RBI game since Randy Arozarena on June 13, 2021 vs. BAL.
- In 94 games for Triple-A Durham, hit .296 (114-for-385) with 24 2B, 7 3B, 4 HR, 58 RBI and 16 SB...the seven triples were tied for second most in the International League and were the most by a Bulls batter since Tim Beckham (7) in 2013...at the time of his Aug. 13 promotion, he led the Bulls in doubles (24) and triples (7).
- POSTSEASON: Was a member of the Rays 26-man postseason roster, but did not play.
- Played for the Aguilas del Zulia in the Venezuelan Winter League for a fourth straight year.

CAREER HIGHLIGHTS

- In 2022, split the season between Class-A Bowling Green and Double-A Montgomery,



earning a June 27 promotion...hit .324 (144-for-444) with 39 2B, 4 HR, 47 RBI and 21 SB between the two levels...tied for sixth in the minors in doubles.

- Ranked second among Rays minor leaguers (min. 150 AB) in avg. behind Kyle Manzardo (.327)...led Rays minor leaguers in doubles, ranked second in hits and tied for sixth in extra-base hits (48).
- Among players with 150 AB, his .333 avg. with Montgomery paced the Southern League.
- Ranked by *Baseball America* as the Rays No. 11 prospect following the season...the publication also tabbed him as having the Best Strike-Zone Discipline in the organization.
- In **2021**, hit .282/.347/.388 (83-for-294) with 3 HR and 36 RBI in 70 games between Class-A Charleston and Class-A Bowling Green.
- His 6 3B tied for fourth in the Carolina League and tied for most among Rays minor leaguers.

- Ranked by *Baseball America* as the Rays No. 25 prospect following the season.
- In **2020**, was not part of the Rangers 60-man player pool and did not play following the cancellation of the minor league season.
- Spent most of the **2019** season with the AZL Rangers...played two games with Short-A Spokane to end the season...hit .323/.352/.398 (52-for-161) in 37 games between the two levels.
- In **2018**, ranked third in the Dominican Summer League with a .344 avg. and made the DSL postseason All-Star Team.

AMATEUR CAREER

- Signed by the Rangers on Dec 23, 2017 out of Venezuela...his younger brother, Edgar, was signed by the Rangers in January 2021... is the cousin of Olivier Basabe (Padres), Luis Matos (Giants) and free agents Luis Alexander Basabe and Luis Alejandro Basabe.

CAREER BATTING

YEAR	CLUB	AVG	G	AB	R	H	2B	3B	HR	RBI	SH	SF	HB	BB-I	SO	SB	CS	GDP	OBP	SLG	
2018	DSL Rangers 1	.344	52	192	37	66	16	3	1	34	2	3	2	23-0	25	12	6	1	.414	.474	
2019	AZL Rangers	.325	35	151	29	49	2	5	0	31	0	5	2	8-0	20	7	2	5	.355	.404	
	Spokane	.300	2	10	0	3	0	0	0	1	0	0	0	0-0	1	0	0	0	.300	.300	
2020		Did Not Play																			
2021	Charleston	.284	66	278	51	79	10	6	2	35	1	2	2	26-1	39	18	4	10	.347	.385	
	Bowling Green	.250	4	16	2	4	0	0	1	1	0	0	0	2-0	6	0	0	1	.333	.438	
2022	Bowling Green	.315	55	216	41	68	16	2	4	22	1	0	3	16-0	34	7	5	3	.370	.463	
	Montgomery	.333	57	228	39	76	23	3	0	25	1	3	3	24-0	25	14	0	7	.399	.461	
2023	Durham	.296	94	385	45	114	24	7	4	58	1	5	4	31-0	66	16	6	11	.351	.426	
		Tampa Bay	.218	31	87	15	19	5	0	12	0	0	1	6-0	25	0	1	2	.277	.310	
		Minor League Totals	.311	365	1476	244	459	91	26	12	207	6	18	16	130-1	216	74	23	38	.369	.432
		Major League Totals	.218	31	87	15	19	5	0	12	0	0	1	6-0	25	0	1	2	.277	.310	

1: Signed by the Texas Rangers as a free agent, December 23, 2017... signed by the Tampa Bay Rays along with OF Heriberto Hernández and OF Alexander Ovalles from Texas in exchange for 1B Nathaniel Lowe, 1B Jake Guenther and a player to be named (OF Carl Chester), December 10, 2020.

CAREER FIELDING

YEAR	POSITION	PCT	G	PO	A	E	TC	DP
2023	Shortstop	1.000	20	23	37	0	60	8
	Third Base	.714	5	4	1	2	7	0
	Second Base	1.000	4	2	7	0	9	0
	Right Field	1.000	2	1	0	0	1	0
	Left Field	.000	1	0	0	0	0	0

LEFT-RIGHT BREAKDOWN

	2023					CAREER				
	AVG	AB	H	HR	RBI	AVG	AB	H	HR	RBI
vs. Left	.286	28	8	0	5	.286	28	8	0	5
vs. Right	.186	59	11	1	7	.186	59	11	1	7



11

RIGHT-HANDED PITCHER

SHANE BAZ

Shane Austin Baz (BAHZ)

BATS RIGHT

THROWS RIGHT

HEIGHT 6'3"

WEIGHT 200

OPENING DAY AGE 24

MAJOR LEAGUE SERVICE 2 years, 14 days

BORN 6/17/99 in Houston, TX

RESIDES Cypress, TX

CONTRACT STATUS Signed through 2024

SIGNING SCOUT Wayne Mathis (Pirates)

ACQUIRED From the Pittsburgh Pirates (as a player to be named, 8/14/18) along with RHP Tyler Glasnow and OF Austin Meadows in exchange for RHP Chris Archer, 7/31/18



X-RAY REPORT

- ◆ Shane's father, Raja, hails from Beirut, Lebanon, where soccer was his sport of choice...after moving to the U.S. at the age of 15, Raja took to playing football and basketball, developing into an all-state defensive back and winning several 3-on-3 basketball tournaments...baseball didn't come naturally to him, so Raja joined a local slow-pitch softball league after Shane expressed interest in the sport...Raja eventually went on to play professional slow-pitch softball for the Coors Light Silver Bullets and coached several of his son's youth teams.
- ◆ Shane says his mother, Tammy, is the reason he keeps his long hair...he described her as a "70s child" who loves rock 'n' roll.
- ◆ Prior to graduating from Concordia Lutheran (Texas) High School, Shane was a highly-touted prospect who caught the attention of college coaches and amateur scouts with a 98 mph fastball...among those who watched him pitch in high school was Hall of Famer and Texas native Nolan Ryan, who was an advisor for the Astros.
- ◆ On the same day he signed with Texas Christian University in November 2016, he learned his mother, Tammy, beat breast cancer and was declared cancer-free...he chose to sign with the Horned Frogs so his parents and family had several opportunities to see him play in person... he eventually decided to forgo college after being drafted in the first round (No. 12 overall) by the Pirates in the 2017 MLB Draft

2023 SEASON

- ◆ Did not pitch after undergoing 2022 Tommy John surgery...began throwing bullpen sessions

in September but remained on the injured list for the entirety of the season.

- ◆ Tabbed as having the Best Slider among Rays prospects by *Baseball America* for the sixth consecutive year.

CAREER HIGHLIGHTS

- ◆ In 2022, was limited to six starts with the Rays due to injuries...was on the active roster from June 11-July 12 before being placed on the 15-day IL with a right elbow strain.
- ◆ Underwent arthroscopic surgery on March 21 to remove loose bodies from his right elbow, performed by Dr. Keith Meister in Dallas.
- ◆ Began a throwing program from 45 feet on April 7, progressed to throwing from the bullpen on April 26 and threw live batting practice beginning on May 9...went 2.0 IP in an extended spring game on May 14 and officially began a rehab assignment with Triple-A Durham on May 19.
- ◆ Experienced right elbow discomfort while playing catch on July 12 and placed on the 15-day IL the next day...was evaluated on July 14 by Dr. Keith Meister...received an injection and advised to try a program of rest, treatment and rehab...continued to feel discomfort in throwing sessions and underwent Tommy John surgery on Sept. 28, performed by Dr. Meister in Dallas.
- ◆ From June 17-July 3, became the third age-23 (or younger) starter (4th time) in club history to make four consecutive starts of one run (or fewer), following Matt Moore (4) in 2012 and Scott Kazmir in 2007 (4) and 2006 (4).
- ◆ On June 17 at BAL, started on his 23rd birthday and yielded two hits in 6.0 scoreless innings... became the third Ray to make a scoreless start



on his birthday, joining Corey Kluber (4.2 IP) on April 10, 2022 vs. BAL and Jeremy Hellickson (8.2 IP) on April 8, 2012 vs. NYY...became the youngest pitcher to go least 6.0 scoreless innings with 7+ SO on his birthday since CAL Marcelino López pitched a three-hit shutout with 12 SO on his 23rd birthday on Sept. 23, 1966 vs. BAL.

- Ranked by *Baseball America* as the No. 32 overall prospect in the minors following the season...was the No. 1 prospect in the Rays system...the publication also tabbed him as having the Best Fastball in the organization for a fourth consecutive year and Best Slider in the organization for a fifth consecutive year.
- In **2021**, selected from Durham on Sept. 20 and finished the season in the Rays rotation.
- On Sept. 20 vs. TOR, made his major league debut at 22 years, 95 days and became the third-youngest Ray to start and win his major league debut behind Scott Kazmir (20.212) on Aug. 23, 2004 at SEA and Joe Kennedy (22.013) on June 6, 2001 at TOR...78.5 pct. (51 of 65) of his pitches were strikes, the highest for a starting pitcher in his major league debut since pitches were first tracked in 1988, according to Stats LLC...became the third Rays pitcher to go 5.0+ IP and allow two or fewer hits in his debut, joining Brendan McKay on June 29, 2019 vs. TEX and Blake Snell on April 23, 2016 at NYY.
- On Sept. 26 vs. MIA, pitched 5.2 scoreless innings and improved to 2-0 to begin his major league career...joined Jeremy Hellickson in 2010 as the only Rays pitchers to start their major league career with back-to-back outings of 5.0+ IP and three or fewer hits...recorded 9 SO, the most for a Rays pitcher within one of the first two games of his career since Wade Davis (9) on Sept. 6, 2009 vs. DET...at 22 years, 101 days, he became the youngest Rays pitcher with 9+ SO since Matt Moore (22.096) on Sept. 22, 2011 at NYY (11).
- Named Minor League Pitcher of the Year by the Rays Baseball Operations department...went 5-4 with a 2.06 ERA (78.2IP, 18ER) and 113 SO in 17 starts between two levels...began the season with Montgomery and made seven starts there before earning a June 15 promotion to Durham...tied for fifth among Rays minor leaguers in strikeouts...at the time of his Sept. 20 call up, led Triple-A East with a 1.76 ERA (min. 10GS).
- Named the organization's Minor League Pitcher of the Month for June, going 3-0 with a 0.93 ERA (29.OIP, 3ER) and 42 SO in six starts between two levels...pitched 5.0 perfect innings on June 9 vs. Birmingham, his last start before receiving a promotion to Durham.

- Made the AL Team for the All-Star Futures Game, his first career selection, pitching a perfect 2nd inning with a pair of strikeouts.
- Pitched for Team USA in the 2020 Tokyo Olympics (July 30-Aug 7, 2021) and won a silver medal...named to the U.S. Team roster on July 2, along with then-Bulls teammate Joe Ryan and future Rays teammate David Robertson...started against Japan in Game 1 of the modified double elimination bracket, his only Olympic appearance, and yielded five hits, two runs and three walks in 2.2 IP of a no decision.
- Ranked by *Baseball America* as the No. 8 overall prospect in the minors following the season...was the No. 1 prospect in the Rays system.
- **POSTSEASON:** Started Game 2 of the ALDS vs. BOS, yielding three runs in 2.1 IP.
- Became the second pitcher in major league history to start a postseason game with three or fewer career regular season appearances up to that point, joining TB Matt Moore in Game 1 of the 2011 ALDS at TEX...was the second-youngest pitcher in postseason history to start against the Red Sox behind 21-year-old NYM Dwight Gooden in the 1986 World Series.
- In **2020**, was part of the Rays 60-man player pool and spent the summer at the alternate training site in Port Charlotte.
- Ranked by *Baseball America* as the No. 6 prospect in the Rays system following the season.
- In **2019**, made 17 starts for Class-A Bowling Green in his first full season in the Rays system.
- Made eight appearances (1GS) for the Salt River Rafters in the Arizona Fall League, and named to the AFL Rising Stars Game.
- Ranked by *Baseball America* as the No. 71 overall prospect in the minors following the season...was the No. 5 prospect in the Rays system.
- In **2018**, acquired from the Pirates as the player to be named from the July 31 trade involving Chris Archer.
- At the time of the trade, was ranked by *Baseball America* as the No. 4 prospect in the Pirates system...ranked by the publication as the No. 11 prospect in the Rays system following the season.

AMATEUR CAREER

- Selected by the Pirates in the first round (12th overall) of the 2017 First-Year Player Draft out of Concordia Lutheran (Texas) High School...committed to pitch at Texas Christian University before signing with the Pirates.



CAREER PITCHING

YEAR	CLUB	W	L	ERA	G	GS	CG	SHO	SV	IP	H	R	ER	HR	HB	BB-I	SO	WP	BK
2017	GCL Pirates	0	3	3.80	10	10	0	0	0	23.2	26	12	10	2	1	14-0	19	5	0
2018	Bristol	4	3	3.97	10	10	0	0	0	45.1	45	23	20	2	3	23-0	54	11	1
	Princeton	0	2	7.71	2	2	0	0	0	7.0	11	7	6	1	1	6-0	5	1	0
2019	Bowling Green	3	2	2.99	17	17	0	0	0	81.1	63	30	27	5	5	37-0	87	10	0
2020		Did Not Pitch																	
2021	Montgomery	2	4	2.48	7	7	0	0	0	32.2	22	9	9	3	2	2-0	49	1	0
	Durham	3	0	1.76	10	10	0	0	0	46.0	28	10	9	6	5	11-0	64	2	0
	Tampa Bay	2	0	2.03	3	3	0	0	0	13.1	6	3	3	3	0	3-0	18	1	0
2022	Durham	0	0	1.38	4	4	0	0	0	13.0	8	2	2	1	1	4-0	20	2	0
	Tampa Bay	1	2	5.00	6	6	0	0	0	27.0	27	15	15	5	1	9-0	30	2	0
Minor League Totals		12	14	3.00	60	60	0	0	0	249.0	203	93	83	20	18	97-0	298	32	1
Major League Totals		3	2	4.02	9	9	0	0	0	40.1	33	18	18	8	1	12-0	48	3	0

1: Selected by the Pittsburgh Pirates in the first round (12th overall) of the 2017 First-Year Player Draft... signed by Wayne Mathis. 2: Acquired by the Tampa Bay Rays (as a player to be named, August 14, 2018) along with RH Tyler Glasnow and OF Austin Meadows from Pittsburgh in exchange for RH Chris Archer, July 31, 2018.

POSTSEASON PITCHING

YEAR	SERIES	CLUB	W	L	ERA	G	GS	CG	SHO	SV	IP	H	R	ER	HR	HB	BB-I	SO	WP	BK
2021	ALDS	TB vs. BOS	0	0	11.57	1	1	0	0	0	2.1	6	3	3	1	0	1-0	2	0	0

CAREER FIELDING

YEAR	POSITION	PCT	G	PO	A	E	TC	DP
2021	Pitcher	-	3	0	0	0	0	0
2022	Pitcher	1.000	6	3	0	0	3	0
Totals		1.000	9	3	0	0	3	0

LEFT-RIGHT BREAKDOWN

	2022				CAREER			
	AVG	AB	H	HR	AVG	AB	H	HR
vs. Left	.175	40	7	2	.196	56	11	3
vs. Right	.299	67	20	3	.227	97	22	5



DAVIDA FRANKLIN / TAMPA BAY RAYS



45**RIGHT-HANDED PITCHER**

TAJ BRADLEY

Taj Ali Bradley**BATS RIGHT****THROWS RIGHT****HEIGHT 6'2"****WEIGHT 220**OPENING DAY AGE **23**MAJOR LEAGUE SERVICE **114 days**BORN **3/20/01** in **Los Angeles, CA**RESIDES **Stone Mountain, GA**CONTRACT STATUS **Signed through 2024**SIGNING SCOUT **Milt Hill (Rays)**ACQUIRED **Selected in the fifth round (150th overall) of the 2018 First-Year Player Draft**

X-RAY REPORT

- Taj keeps a journal so he has a foundation of what to build on from outing to outing...he likes to keep his notes positive and logs "cons" as learning steps to improve upon...for Christmas one year, his mom got him three notebooks for different thoughts: pitching assessments, motivational quotes and off-the-field lessons.
- His mother, Ana Mosley, has kept notes of each of her son's professional outings in a personalized scorebook since he debuted for Rookie-level Princeton in 2019...when she couldn't attend in person, she followed along via streaming broadcasts...on her birthday last season, Ana made the trip from Atlanta to witness Taj help the Rays continue their historic season-opening winning streak in his major league debut.
- Taj didn't begin pitching regularly until he was a high school senior...when the Rays asked him about his routines in high school after selecting him in the 2018 Draft, he said, "I don't have anything. Just give me what you've got."

2023 SEASON

- Went 5-8 with a 5.56 ERA over 22 games (21GS) in his first MLB season...had four stints with the Rays: April 11-13, April 18-25, May 18-July 31, and Sept. 3 through the end of the season.
- Collected 128 SO in his 21 starts, most in Rays history through a rookie pitcher's first 21 career starts...also marked the fourth most through any pitcher's first 21 starts after joining the Rays, behind Charlie Morton (152), Drew Smyly (137) and Tyler Glasnow (129).
- His 128 SO as a starter mark the seventh most through an AL pitcher's first 21 career starts over the last 10 seasons (2014-23).

- Posted a 28.4 pct. strikeout rate, the highest mark by a rookie in Rays history (min. 300BF)...ranked seventh among AL pitchers with 20+ starts.
- He was the youngest pitcher in the majors to make 20+ starts...became the third pitcher (4th instance) in Rays history to make 20+ starts in an age 22 or younger season, joining Scott Kazmir (32GS, 2005; 24GS, 2006) and Joe Kennedy (20GS, 2001).
- Opponents hit .285 (81-for-284) with 19 HR against his fastballs (4-seam/cutter) compared to .181 (23-for-127) with 3 HR against his breaking/offspeed pitches (curveball/changeup).
- Produced a 41.3 pct. whiff rate on his changeup, the seventh-highest mark on any AL pitcher's changeup (min. 100 pitches swung at).
- Excluding openers, became one of four pitchers in the expansion era (since 1961) to have 0 SB attempted against him through his first 21 career starts, joining DET Tyler Alexander (2019-21), KC Yordano Ventura (2013-14) and CIN Travis Wood (2010-11).
- The 1-4 spots in the opposing order hit .291 (62-for-213) vs. .212 (42-for-198) by the 5-9 spots...held left-handed batters to a .660 OPS with 5 HR compared to a .941 OPS and 17 HR by righties.
- Went 5-3 with a 3.86 ERA (49.OIP, 21ER) over his first 10 career starts, a stretch that culminated in his first career quality start June 21 vs. BAL.
- Recorded eight 6+ SO performances within his first 10 career games, tied for seventh most in the majors since 1901 and one game shy of the record shared by six pitchers...on the season, went 5-3 with a 3.60 ERA (65.OIP, 26ER) when recording 6+ SO compared to 0-5 with an 8.84 ERA (38.2IP, 38ER) with 5 SO or fewer.
- Entered the season ranked as the Rays No. 3 prospect and the No. 44 prospect in the majors



by *Baseball America*...was ranked as the Rays No. 1 prospect and the No. 16 prospect in the majors by MLB.com.

- ◆ On April 12 vs. BOS, notched 8 SO while allowing 3 ER over 5.0 IP in his major league debut...it marked only the second time in the modern era (since 1900) a team on a winning streak of 10+ games had a rookie make their first career start, joining ATL Mike McQueen in 1969...the 8 SO were the second most in a Rays pitcher's debut behind Wade Davis on Sept. 6, 2009 vs. DET (9SO).
- ◆ On June 15 at OAK, recorded each of his first nine outs via the strikeout, becoming the first MLB rookie to accomplish the feat since ATL Spencer Strider on July 7, 2022 vs. STL...his 11 SO on the day were tied with six other pitchers for the second most by a Rays rookie, trailing only Dan Wheeler (12SO) on Sept. 12, 1999 vs. OAK.
- ◆ From his April 12 debut through June 15, his 0.84 HR/9.0 IP was 12th lowest in the AL (min. 40.0IP)...from that point on, his 2.77 HR/9.0 IP was second highest in the majors (min. 50.0IP) behind MIN Joe Ryan (2.79).
- ◆ On June 21 vs. BAL, earned his fifth and final win of the season after throwing his first career quality start...became the second rookie in Rays history to record 8+ SO and zero walks in a start of 6.0 IP or fewer, joining Jake Odorizzi (2x, last: 8/9/14 at CHC).
- ◆ On June 27 at AZ, surrendered career highs in runs (7) and homers (4)...entered that stretch leading MLB rookies (min. 25.0IP) with a 2.13 ERA (25.1IP, 6ER) on the road.
- ◆ On July 29 at HOU, allowed a HR for the seventh straight start in a 17-4 defeat, the longest streak by a Rays pitcher since Jake Odorizzi (15GS) from May 1-July 23, 2017.
- ◆ On Sept. 3 at CLE, held the Guardians to one run despite issuing a career-high five walks...became the first Rays pitcher to throw 5.0+ IP with 5+ walks and 1 ER or fewer allowed since Rich Hill on June 23, 2021 vs. Boston (5.0IP, ER, 5BB).
- ◆ On Sept. 29 at TOR, made his first career appearance out of the bullpen, entering in the 7th inning and surrendering one run after permitting back-to-back two-out doubles to Vladimir Guerrero Jr. and Bo Bichette.
- ◆ Went winless (0-5) with a 7.11 ERA (55.2IP, 44ER) over his final 13 outings (11GS).
- ◆ Went 2-5 with a 6.45 ERA (37.2IP, 27ER) over 10 starts for Triple-A Durham...in his final four outings from Aug. 10-27, recorded a 1.37 ERA (19.2IP, 3ER).

CAREER HIGHLIGHTS

- ◆ In 2022, split the season between Double-A Montgomery and Triple-A Durham, earning a July 21 promotion...went 7-4 with a 2.57 ERA (133.1IP, 38ER) and 141 SO in 28 starts between the two levels.
- ◆ Led Rays minor leaguers in starts and innings and ranked second in strikeouts.
- ◆ Named Southern League Pitcher of the Month for May, turning in a 1.06 ERA (17.0IP, 2ER) and 23 SO in four starts...allowed three or fewer hits in all four starts.
- ◆ Started for the AL Team at the All-Star Futures Game, his first career selection...pitched around a double and walk for a scoreless 1st inning.
- ◆ Ranked by *Baseball America* as the No. 44 overall prospect in the minors following the season...was the No. 3 prospect in the Rays system...the publication also tabbed him as having the Best Control in the organization and the Best Breaking Pitch and Best Control in the Southern League in its Best Tools survey.
- ◆ Split the 2021 season between Class-A Charleston and Class-A Bowling Green...went 12-3 with a 1.83 ERA (103.1IP, 21ER) in 23 appearances (22GS) between the two levels.
- ◆ Led full-season minor leaguers in ERA, tied for third in wins and ranked eighth in opp avg. (.181) and ninth in WHIP (0.93).
- ◆ Tied for the High-A East lead with nine wins...led Rays minor leaguers in wins and ranked third with 123 SO.
- ◆ Named the Top Starting Pitcher in the minors at the annual MiLB Awards following the season.
- ◆ Named Carolina League Pitcher of the Month for both June and July, going 7-1 with a 0.77 ERA (47.0IP, 4ER) in 10 starts over that stretch.
- ◆ Named to the Rays Organizational All-Star Team by MLB.com and to *Baseball America's* Minor League All-Star Team.
- ◆ Ranked by *Baseball America* as the No. 58 overall prospect in the minors following the season...was the No. 4 prospect in the Rays system...the publication also tabbed him as the Best Pitching Prospect in Low-A East in its Best Tools survey.
- ◆ In 2020, was not part of the Rays 60-man player pool and did not play following the cancellation of the minor league season.
- ◆ Pitched in the Instructional League in October.
- ◆ Ranked by *Baseball America* as the No. 21 prospect in the Rays system following the season.



AMATEUR CAREER

- Selected out of Redan (Ga.) High School, the same school that produced former All-Stars Brandon Phillips, Domonic Brown and Wally Joyner.

- Began pitching as a high school senior after mostly playing the outfield in his youth.
- Committed to the University of South Carolina before signing with the Rays...had initially committed to Hillsborough (Fla.) Community College before flipping during his senior year.

CAREER PITCHING

YEAR	CLUB	W	L	ERA	G	GS	CG	SHO	SV	IP	H	R	ER	HR	HB	BB-I	SO	WP	BK
2018	GCL Rays	1	4	5.09	10	9	0	0	0	23.0	26	18	13	1	7	12-0	24	4	1
2019	Princeton	2	5	3.18	12	11	0	0	0	51.0	42	29	18	4	2	19-1	57	6	0
2020																			
Did Not Pitch																			
2021	Charleston	9	3	1.76	15	14	1	1	0	66.2	37	17	13	4	5	20-0	81	3	0
	Bowling Green	3	0	1.96	8	8	0	0	0	36.2	28	11	8	4	0	11-0	42	2	0
2022	Montgomery	3	1	1.70	16	16	0	0	0	74.1	50	17	14	4	2	18-0	88	3	2
	Durham	4	3	3.66	12	12	0	0	0	59.0	55	28	24	10	3	15-0	53	4	0
2023	Durham	2	5	6.45	10	10	0	0	0	37.2	39	28	27	9	2	20-0	37	1	0
	Tampa Bay	5	8	5.59	23	21	0	0	0	104.2	106	69	65	23	1	39-0	129	6	0
Minor League Totals		22	16	2.61	73	70	1	1	0	310.2	238	120	90	27	19	95-1	345	22	3
Major League Totals		5	8	5.59	23	21	0	0	0	104.2	106	69	65	23	1	39-0	129	6	0

1: Selected by the Tampa Bay Rays in the fifth round of the 2018 First-Year Player Draft...signed by Milt Hill.

CAREER FIELDING

YEAR	POSITION	PCT	G	PO	A	E	TC	DP
2023	Pitcher	1.000	23	3	4	0	7	0

LEFT-RIGHT BREAKDOWN

	2023				CAREER			
	AVG	AB	H	HR	AVG	AB	H	HR
vs. Left	.227	207	47	6	.227	207	47	6
vs. Right	.282	209	59	17	.282	209	59	17




DAVIDA FRANKLIN / TAMPA BAY RAYS



7 INFILDER

JOSÉ CABALLERO

José Manuel Cabellero Ortega (kah-bah-YERO)



BATS RIGHT	THROWS RIGHT	HEIGHT 5'10"	WEIGHT 190
OPENING DAY AGE 27	MAJOR LEAGUE SERVICE 170 days		
BORN 8/30/96 in Panama City, Panama	RESIDES Panama City, Panama		
CONTRACT STATUS Signed through 2024	SIGNING SCOUT Luke Wrenn (Diamondbacks)		
ACQUIRED From the Seattle Mariners in exchange for OF Luke Raley, 1/5/24			

X-RAY REPORT

- While growing up in Las Tablas, the capital of Panama's Los Santos province, José played soccer, volleyball, basketball and baseball.
- He overcame surgeries on all four of his limbs during his journey to the big leagues...he broke the tibia and fibula in his left leg following a collision during a baseball game at 16 years old...in 2019, he had surgery on his left hand (fractured fourth metacarpal after a HBP) and his right hand (fractured fourth metacarpal on a SB attempt)...he tore his right ACL while playing winter ball in 2020 and suffered both a left fractured hamate and a re-fractured fourth metacarpal in his right hand in 2022...despite the rough path he took, José believes it was all worth it to achieve his goal of becoming a major leaguer.
- José won a NJCAA National Championship with Chipola (Fla.) College in 2017 after hitting .401 during the season...he was one of 13 players who were eventually drafted off the team...longtime Chipola coach Jeff Johnson, who has produced future major leaguers like Jose Bautista, Russel Martin and Adam Duvall, described José as "a guy who does everything well."
- José suited up for Team Panama at the World Baseball Classic last season, hitting safely in three of four games during group play...he recorded an RBI-single in Panama's opening contest against Taiwan.
- He and his wife, Ana Lilena, welcomed their daughter, Analía, on August 27, 2020.

2023 SEASON

- Appeared in 104 games and made 70 starts (2B-53G, SS-13G, 3B-4G) with the Mariners in his first major league season after being selected from Triple-A Tacoma on April 15.

- Recorded 26 stolen bases, third most by a rookie in Mariners history behind Ichiro Suzuki (56SB, 2001) and James Jones (27SB, 2014)...marked the second-most steals among AL rookies, trailing OAK Esteyru Ruiz (67SB), and 11th most in the AL overall.
- Went 26-for-29 (89.7%) on stolen base attempts, the fifth-best success rate in the AL.
- Hit .265 (27-for-102) with a .758 OPS vs. LHP compared to .186 (24-for-129) with a .588 OPS against righties.
- His 17 HBP ranked sixth among AL hitters...was hit by a pitch in four straight games from August 17-21, tied with LAA Zach Neto (April 18-21) for the longest streak in the majors in 2023.
- Recorded seven defensive runs saved at second base, third most among AL second basemen behind CLE Andrés Giménez (23) and TEX Marcus Semien (16).
- His 29.0 ft./sec. average sprint speed ranked in the 90th percentile of qualified major leaguers (Baseball Savant).
- Was a non-roster invite to Mariners Spring Training for the second straight year before opening the season with Triple-A Tacoma, hitting .333 (9-for-27) with 1 2B, 2 HR 9 RBI and 3 SB in 10 games prior to his selection...it marked his first career action at the Triple-A level.
- On April 15 vs. COL, made his major league debut in the 9th inning as a defensive replacement at shortstop.
- Hit .273 (15-for-55) with 2 2B, 2 HR, 9 RBI and an .832 OPS over 22 games in May, including .381 (8-for-21) vs. LHP
- On May 21 at ATL, hit his first career homer off Nick Anderson...became the second Mariner with a homer and 3+ steals in the same game, joining Mike Cameron on May 16, 2002 at TOR.



- Recorded a career-long nine-game on-base streak from June 2-13, batting .300 (6-for-20) with 2 XBH, 6 BB, 4 HBP and 6 RBI during the run.
- Went 3-for-31 (.097) with 12 SO in his final 20 games from August 22-end of the season...had hit .421 (8-for-19) with 3 2B and 5 HBP in six games prior to that stretch (Aug. 15-21).
- WBC:** Appeared in four games for Panama, going 3-for-13 (.231) with 1 2B, 1 RBI and 1 BB.

CAREER HIGHLIGHTS

- Made starts at third base (50GS), shortstop (49GS) and second base (35GS) throughout his minor league career...from 2021-22, 41 of his 49 starts came at shortstop.
- In **2022**, played in 33 games, 31 of which were with Double-A Arkansas, hitting .245 (25-for-102) with 36 BB, 15 SB and a .454 OBP...had two stints on the injured list: April 22-June 1 (broken left hamate) and June 14-August 25 (right hand fracture).
- Went 15-for-17 (88.2%) on stolen base attempts... after being assigned to Arkansas on August 26, his 13 SB over the remainder of the season ranked second in Double-A behind Nasim Nuñez (14SB)...also led Double-A in walks (23) and ranked fourth in OBP (.493) over that span.
- Played for the Peoria Javelinas in the Arizona Fall League for the third time and second straight season (2019, 2021), posting an .800 OPS with six steals across 16 games.
- In **2021**, was limited to 20 games between Double-A Arkansas, Class-A Everett and the ACL Mariners due to injury...opened the season

on the injured list and made his season debut on August 16, batting a combined .258 (16-for-62) between the three clubs.

- Was not a member of the Mariners 60-man player pool in **2020** and did not play following the cancellation of the minor league season.
- In **2019**, hit .264 (67-for-254) with 19 2B, 3 HR and 22 RBI over 66 games between Class-A Visalia (AZ) and Class-A Modesto (SEA)...traded from the Diamondbacks to the Mariners on July 31, 2019 in exchange for RHP Mike Leake.
- Named a Mid-Season California League All-Star...tied for fourth in the league with 32 stolen bases despite spending two months on the injured list with a fractured right hand from May 31-July 31.
- In **2018**, split the season between Class-A Hillsboro and Class-A Kane County, earning a mid-season promotion to Kane County on July 28...tied for the club lead with 4 HR from the time of his promotion through the end of the regular season.

AMATEUR CAREER

- Selected by the Arizona Diamondbacks in the seventh round of the 2017 First-Year Player Draft.
- Hit .369 (147-for-398) 27 HR and 111 RBI over 117 games at Chipola (Fla.) College in 2016-17...was named MVP of the 2017 Junior College World Series after leading the tournament in home runs (tied, 5) and RBI (16).
- Graduated from Manuel Marla Tejada Roca (Panama) High School in 2014.



WILL VRAGOVIC / TAMPA BAY RAYS



CAREER BATTING

YEAR	CLUB	AVG	G	AB	R	H	2B	3B	HR	RBI	SH	SF	HB	BB-I	SO	SB	CS	GDP	OBP	SLG	
2017	Missoula	.319	36	135	20	43	8	3	2	15	0	2	6	8-0	27	4	0	6	.377	.467	
2018	Hillsboro	.290	37	138	24	40	5	2	5	24	0	2	4	14-2	20	12	3	0	.367	.464	
	Kane County	.295	33	129	23	38	7	2	4	16	1	0	4	16-0	16	5	5	2	.389	.473	
2019	AZL Mariners	.455	3	11	5	5	2	0	0	1	0	0	1	0-0	1	1	0	0	.500	.636	
	Visalia	.268	43	164	36	44	12	0	3	12	2	0	8	24-1	40	28	7	1	.388	.396	
	Modesto	.256	23	90	16	23	5	1	0	10	0	5	2	12-0	15	4	5	1	.339	.333	
2020	Did Not Pitch																				
2021	ACL Mariners	.280	8	25	6	7	2	0	2	9	0	1	0	3-0	8	1	0	0	.345	.600	
	Everett	.294	4	17	7	5	2	0	0	3	0	0	1	3-0	4	8	1	1	.429	.412	
	Arkansas	.200	8	20	3	4	1	0	1	3	0	1	0	7-0	4	2	1	1	.393	.400	
2022	ACL Mariners	.600	2	5	2	3	0	0	0	1	0	0	1	1-0	1	0	0	0	.714	.600	
	Arkansas	.227	31	97	20	22	4	0	2	12	0	0	2	35-0	22	15	2	0	.440	.330	
2023	Tacoma	.333	10	27	8	9	1	0	2	9	0	0	1	12-0	4	5	1	0	.550	.593	
	Seattle	.221	104	231	37	51	9	1	4	26	0	4	17	28-0	66	26	3	0	.343	.320	
Minor League Totals		.283	238	858	170	243	49	8	21	115	3	11	30	135-3	162	85	25	12	.395	.432	
Major League Totals		.221	104	231	37	51	9	1	4	26	0	4	17	28-0	66	26	3	0	.343	.320	

1: Selected by the Arizona Diamondbacks in the seventh round of the 2017 First-Year Player Draft...signed by Luke Wrenn. **2:** Acquired by the Seattle Mariners from the Arizona Diamondbacks in exchange for RHP Mike Leake and cash considerations, July 31, 2019. **3:** Acquired by the Tampa Bay Rays from the Seattle Mariners in exchange for OF Luke Raley, January 5, 2024.

WORLD BASEBALL CLASSIC BATTING

YEAR	CLUB	AVG	G	AB	R	H	2B	3B	HR	RBI	SH	SF	HB	BB-I	SO	SB	CS	GDP	OBP	SLG
2023	Panama	.231	4	13	3	3	1	0	0	1	0	0	1	1-0	1	1	0	0	.333	.308

CAREER FIELDING

YEAR	POSITION	PCT	G	PO	A	E	TC	DP	
2023	Second Base	.983		64	84	152	4	240	36
	Third Base	1.000		9	1	6	0	7	1
	Shortstop	.972		21	23	47	2	72	14
	Left Field	.000		1	0	0	0	0	0

LEFT-RIGHT BREAKDOWN

	2023					CAREER				
	AVG	AB	H	HR	RBI	AVG	AB	H	HR	RBI
vs. Left	.265	102	27	2	7	.265	102	27	2	7
vs. Right	.186	129	24	2	19	.186	129	24	2	19



13

INFIELDER

JUNIOR CAMINERO

Junior Alberto Caminero Sanchez (cah-min-AIR-oh)

BATS **RIGHT**THROWS **RIGHT**HEIGHT **6'2"**WEIGHT **220**OPENING DAY AGE **20**MLB SERVICE **10 days**BORN **7/5/03 in Santo Domingo Centro, DR**RESIDES **Santo Domingo, DR**CONTRACT STATUS **Signed through 2024**SIGNING SCOUT **Amiro Santana (Guardians)**ACQUIRED **From the Cleveland Guardians in exchange for RHP Tobias Myers, 11/19/21**

X-RAY REPORT

- In the Rays final series last season in Toronto, Junior received a standing ovation during batting practice after launching balls off the fence in front of the upper deck in left field at Rogers Centre.
- Following his first season in the Rays organization in 2022, Junior spent the winter overseas with the Australian Baseball League's Perth Heat, leading the club to a championship series appearance while recording team highs in RBI (37) and home runs (14)...he is one of several Rays to appear for the Heat before making the big leagues, joining a group that includes Mike Brosseau, Tristan Gray and Jacob Lopez.
- He is a big fan of Padres third baseman Manny Machado...Junior recalls sending his idol an Instagram direct message in 2014—Manny responded by telling him to keep working hard to fulfill his dream of making the big leagues.

2023 SEASON

- Appeared in seven games after being selected from Double-A Montgomery on Sept. 22, each of
- Named the Rays 2023 Minor League Player of the Year by the club's baseball operations department...hit .327/.426/.617 (106-for-324) with 26 2B, 22 HR, 81 RBI and 59 BB in 93 games between Bowling Green and Montgomery, including 10 2B, 5 HR and 26 RBI in 30 games after his Aug. 9 promotion to Double-A.
- Was 20 years, 80 days old at the time of his debut, becoming the second-youngest player to debut for the Rays, trailing only B.J. Upton (19.347)...the only player younger than him (born 7/5/03) to appear in a major league game in 2023 was MIA Eury Pérez (4/15/03).

- Six of his eight hits with the Rays registered exit velocities of at least 103.0 mph.
- Became the sixth Montgomery Biscuit, including the first position player, to be promoted directly to the Rays, joining José Alvarado (2017), Hunter Wood (2017), Chad Orvella (2005), John Webb (2004) and Scott Kazmir (2004).

“He’s fun to watch. He generates so much bat speed. The ball jumps off his bat. You talk about those guys that kind of have the ‘it’ factor with power. He’s one of them

MANAGER KEVIN CASH
| Tampa Bay Times |

- Led Rays minor leaguers in batting average, on-base pct., slugging pct. and OPS (1.043), tied for third in homers, ranked fourth in RBI, fifth in extra-base hits (49) and sixth in walks.
- Named Double-A Player of the Year and a First Team Minor League All-Star by *Baseball America*...the publication also tabbed him as the best Power Hitter in the Rays organization for the second straight season in addition to the Best Defensive Third Baseman in High-A.
- Earned Southern League MVP honors, becoming the sixth Montgomery Biscuit to win the award...also recognized as the league's Top MLB Prospect...was named Southern League Player of the Month for August after hitting .366 (34-



for-93) with a league-leading 10 HR and 25 RBI across 24 games.

- Won the Breakout Player of the Year award at the inaugural MiLB Awards Show...finished as runner-up for Hitting Prospect of the Year to BAL Jackson Holliday.
- Recorded a 38-game on-base streak with Montgomery from July 19-Sept. 5, marking the longest run by a Biscuit since Hak-Ju Lee (46G: June 13-Aug. 3, 2012).
- On Aug. 12 vs. Birmingham, recorded a career-high 3 HR and 6 RBI for Montgomery.
- On Sept. 23 vs. TOR, made his major league debut and notched his first career hit with a 112.0-mph single off Hyun Jin Ryu...it marked the hardest-hit ball by a player age 20 or younger over the last four seasons (2020-23)...also marked the highest exit velocity recorded by any Rays hitter age 20 or younger in the Statcast era (since 2015).
- On Sept. 26 at BOS, tallied his first career XBH with an RBI-double off the Green Monster in the opening frame.
- On Oct. 1 at TOR, hit his first career homer, a 107.0-mph, opposite-field shot off Tim Lincecum...it marked the Rays 230th and final home run of the season, marking a new club record (prev. 228HR, 2017).
- Went 5-for-15 (.333) with 1 HR and 5 RBI over his final three games.

- **POSTSEASON:** Went hitless in a pair of at-bats as a pinch hitter in the Rays AL Wild Card Series vs. the Rangers.
- Slashed .333/.362/.575 (29-for-87) across 21 games for Leones del Escogido in the Dominican Winter League...his 5 HR were tied for third most in the league.
- Rated the No. 5 prospect in baseball in *Baseball America's* in-season update.

CAREER HIGHLIGHTS

- In 2022, was named Most Valuable Player for the FCL Rays by the Rays Baseball Operations department...also earned an FCL postseason All-Star nod...hit .314/.384/.489 (75-for-239) with 7 2B, 11 HR and 51 RBI in 62 games between the FCL Rays and Class-A Charleston
- Ranked by *Baseball America* as the No. 8 prospect in the Rays organization following the season...the publication also tabbed him as the best Power Hitter among Rays farmhands.
- Hit .303 (47-for-155) with 14 HR in 39 games for the Perth Heat in the Australian Baseball League.
- In 2021, ranked among Dominican Summer League hitters in homers (T2nd, 9) and slugging pct. (5th, .534) in his first professional season.
- Acquired by the Rays from the Guardians on November 19, 2021 in exchange for RHP Tobias Myers.



WILL VRAGOVIC / TAMPA BAY RAYS





WILL VRAGOVIC / TAMPA BAY RAYS

CAREER BATTING

YEAR	CLUB	AVG	G	AB	R	H	2B	3B	HR	RBI	SH	SF	HB	BB-I	SO	SB	CS	GDP	OBP	SLG
2021	DSL Indians Red	.295	43	146	26	43	8	0	9	33	0	3	2	20-2	28	2	0	1	.380	.534
2022	FCL Rays	.326	36	132	18	43	5	1	5	31	0	3	4	15-0	21	7	1	1	.403	.492
	Charleston	.299	26	107	19	32	2	1	6	20	0	0	2	8-0	22	5	0	1	.359	.505
2023	Bowling Green	.356	36	146	30	52	9	3	11	32	0	0	3	10-0	40	2	1	2	.409	.685
	Montgomery	.309	81	314	55	97	9	3	20	62	0	3	2	32-1	60	3	4	5	.373	.548
	Tampa Bay	.235	7	34	4	8	1	0	1	7	0	0	0	2-0	8	0	0	2	.278	.353
	Minor League Totals	.316	222	845	148	267	33	8	51	178	0	9	13	85-3	171	19	6	10	.383	.555
	Major League Totals	.235	7	34	4	8	1	0	1	7	0	0	0	2-0	8	0	0	2	.278	.353

1: Signed by Cleveland as a free agent, July 2, 2019...signed by Amiro Santana. 2: Acquired by the Tampa Bay Rays from Cleveland in exchange for RHP Tobias Myers, November 19, 2021.

POSTSEASON BATTING

YEAR	SERIES	CLUB	AVG	G	AB	R	H	2B	3B	HR	RBI	SH	SF	HB	BB-I	SO	SB	CS	GDP	OBP	SLG
2023	ALWC	TB vs. TEX	.000	2	2	0	0	0	0	0	0	0	0	0	0-0	1	0	0	0	.000	.000

CAREER FIELDING

YEAR	POSITION	PCT	G	PO	A	E	TC	DP
2023	Third Base	1.000	3	2	3	0	5	1
	Shortstop	1.000	2	2	3	0	5	0
	Second Base	.667	1	2	0	1	3	0

LEFT-RIGHT BREAKDOWN

	2023					CAREER				
	AVG	AB	H	HR	RBI	AVG	AB	H	HR	RBI
vs. Left	.273	11	3	1	2	.273	11	3	1	2
vs. Right	.217	23	5	0	5	.217	23	5	0	5



34

RIGHT-HANDED PITCHER

AARON CIVALE

Aaron James Civale (si-VALL-ee)



BATS RIGHT	THROWS RIGHT	HEIGHT 6'2"	WEIGHT 235
OPENING DAY AGE 28		MAJOR LEAGUE SERVICE 4 years, 58 days	
BORN 6/12/95 in East Windsor, CT		RESIDES Boston, MA	
CONTRACT STATUS Signed through 2024		SIGNING SCOUT Mike Kanen (Guardians)	
ACQUIRED From the Cleveland Guardians in exchange for INF Kyle Manzardo, 7/31/23			

X-RAY REPORT

- In 2021, Aaron and his wife, Francesca Barilla, established Pearls for Perseverance (PFP), their charitable foundation...the acronym "PFP" is derived from the phrase "pitchers' fielding practice"...as Aaron explained, "Breaking down, simply, the pitcher fields the ball. If he can't, there's a bunch of players behind him that will make the play or at least give it their best shot and be there for backup and support. That concept we wanted to apply to anyone going through something. They're going to give it their best shot and try and field what's in front of them. If it gets past them, there's people behind them that are going to pick up that slack and take care of whatever they can."
- As part of PFP, Aaron would set aside his warm-up baseball, referred to as a "pearl," which would be signed and dated before being distributed to a patient at Cleveland Clinic Children's Hospital...he often recorded video messages or scheduled in-person visits for those who received baseballs...Aaron was selected as Cleveland's 2021 Roberto Clemente Award nominee for his efforts.
- In the summer of 2021 Aaron visited the Wilson Sporting Goods headquarters to design a glove for the following season...a percentage of proceeds from sales of the glove go to LifeAct, an Ohio-based nonprofit working to prevent teen suicide.
- During his sophomore year at Northeastern in 2015, he started against the Boston Red Sox in a spring exhibition game in Fort Myers, tossing a pair of scoreless innings while striking out David Ortiz, Hanley Ramirez and Mike Napoli...his performance led to an opportunity with the Cape Cod League's Hyannis Harbor Hawks that summer, where he was named an All-Star.

- This past offseason, Aaron and Rays Pitching Coach Kyle Snyder met for a bullpen session at Northeastern in front of the school's baseball team...Rays prospect Dominic Keegan, a fellow Massachusetts resident, handled catching duties.

2023 SEASON

- Acquired by the Rays in a trade deadline swap with the Guardians in exchange for INF Kyle Manzardo on July 31...between both clubs, set career highs in starts (23), strikeouts (116), opp. slugging pct. (.363) and bWAR (2.7).
- After making two starts with the Guardians on April 1 & 7, was on the 15-day IL with a left oblique strain from April 10–June 2...went 4-1 with a 2.24 ERA (64.1IP, 16ER) in his final 11 starts with Cleveland following his activation.
- In 10 starts with the Rays, he was 2-3 with a 5.36 ERA (45.1IP, 27ER)...went 2-1 with a 3.82 ERA (30.2IP, 13ER) in his first six starts from Aug. 6–Sept. 4 compared to 0-2 with an 8.59 ERA (14.2IP, 14ER) in four outings from Sept. 9 on.
- Held opponents to a .188 (25-for-113) average on his curveball, recording 45 of his 113 (39.8%) strikeouts on the offering, but 5 of the 12 HR he allowed came on his curve...averaged 2,985 RPM on the pitch, fourth highest on any MLB pitcher's curveball (min. 400 curves thrown).
- Limited opposing hitters to a .210 (21-for-100) average and .549 OPS with RISP, the fifth-lowest such OPS in the AL (min. 100BF w/ RISP).
- Went 4-3 with a 2.40 ERA (60.0IP, 16ER) over 12 road starts...min. 60.0 IP, it signaled the third-lowest road ERA in the majors behind SD Blake Snell (1.99) and NYY Gerrit Cole (2.34).
- Opened the season 3-1 with a 3.48 ERA (54.1IP, 21ER) in his first nine starts at home, extending his career-best streak of 50+ IP starts at home to



13 dating back to Aug. 15, 2022...allowed 10 ER in 8.0 IP (11.25 ERA) over his final two starts at Tropicana Field on September 9 & 20.

- Was one of the AL's top pitchers in July, going 3-0 with a 1.45 ERA (27.0IP, 6ER) in six starts...he ranked among MLB leaders during the month in ERA (2nd), opp. OPS (2nd, .458), opp. average (3rd, .176) and WHIP (3rd, 0.80)...it marked his lowest ERA in any month of his career (min. 2GS), ahead of August 2019 (2.35)...allowed two or fewer runs in each start and yielded only one home run (7/14 at TEX - Nathaniel Lowe).
- From July 1–Aug. 16, his 1.88 ERA (52.2IP, 11ER), ranked third in the majors behind SD Blake Snell (1.65) and CLE Tanner Bibbee (1.82).
- On Aug. 5 at DET, took the loss in his Rays debut after allowing three runs on a season-high-tying nine hits, six of which were singles.
- From his Rays debut on August 6 thru the end of the season, opponents recorded a .350 batting average on balls in play against him, the third-highest mark in the AL in that timeframe (min. 40.0IP)...this, despite ranking among the top 20 AL pitchers (min. 100 balls put in play) with an avg. exit velocity of 88.2 mph in that span.
- On Aug. 23 vs. COL, collected a season-high 16 swings-and-misses, his most since Oct. 5, 2022 vs. KC (17)...it also marked his third career outing with 9+ SO and zero walks (also: 7/7/23 vs. KC; 8/2/20 at MIN).
- On Sept. 4 vs. BOS, recorded a career-high 12 SO, but became the eighth pitcher (10th instance) in Rays history to record 12+ SO and not receive a decision.
- On Sept. 20 vs. LAA, allowed a season-high six runs over 3.0 IP, ending his streak of 35 straight starts allowing four runs or fewer dating back to May 20, 2022...it was the longest active streak in the majors.

CAREER HIGHLIGHTS

- In 2022, logged 97.0 innings around three nearly month-long stints on the injured list: May 25–June 21 (left glute soreness), July 14–Aug. 10 (sprained right wrist) and Sept. 2–20 (right forearm inflammation)...missed a total of 69 games.
- Posted a 7.04 ERA (46.0IP, 36ER) in his first 10 starts from April 11–July 2, before rebounding with a 3-1 mark and a 3.00 ERA (51.0IP, 17ER) in his final 10 outings from July 8–Oct. 5...his 0.86 WHIP over that span ranked second in the AL behind Justin Verlander (0.77).

- On Aug. 15 vs. DET, struck out a season-high 10 batters, marking the second time in his career he fanned double-digit batters (also 11SO - June 11, 2021 vs. SEA).
- On Sept. 25 at TEX, earned the win in Cleveland's AL Central-clinching, 10-4 victory (5.0IP, 3H, 2ER, 7SO).
- Allowed at least 1 HR in each of his final four starts, the second-longest streak of his career (5GS: 4/17/22-5/13/22)...allowed 7 HR total in his final seven starts; entered that stretch with a 0.49 HR/9.0 IP, second lowest in the majors (min. 75.0IP) behind MIN Sonny Gray (0.31).
- **POSTSEASON:** Started Game 5 of the ALDS at New York-AL, lasting just five hitters while recording only one out in his postseason debut after allowing a three-run homer to Giancarlo Stanton (0.1IP, 2H, 3ER)...equaled the shortest postseason start in Cleveland history (Doc Gooden, 1998 ALDS vs. BOS; Ray Caldwell, 1920 WS vs. Brooklyn).
- In 2021, was one of the top pitchers in the majors before a sprained right middle finger suffered during a June 21 start at Wrigley Field landed him on the injured list from June 24–September 7...at the time of his injury, he led the majors in wins (10) and innings pitched (97.2) while ranking eighth in the AL in WHIP (1.06) and ninth in ERA (3.32).
- Prior to his injury, went 10-2 with a 3.32 ERA (97.2IP, 36ER) over 14 starts, recording 5.0+ IP in each of those outings...following his return, he went 2-3 with a 5.74 ERA (26.2IP, 17ER) in six starts, tossing 5.0+ IP in three of those games.
- On June 11 vs. SEA, fanned 11 Mariners in his first career double-digit strikeout game, retiring 22 straight batters after loading the bases in the 1st inning...became the 10th player (12th instance) in Cleveland history to strike out 11+ batters while allowing one or zero hits over 8.0+ shutout frames.
- On June 16 vs. BAL, worked 5.0 frames to earn his third straight win and become the first 10-game winner in the majors.
- In his first "full" major league season in 2020, finished third in the AL in innings pitched (74.0IP) and yielded a league-high 82 hits...also ranked among AL leaders in BB/9.0 IP (4th, 1.9) and GDP (T6th, 8).
- Tossed 6.0+ innings in each of his first 11 starts...the 11 starts of 6.0+ IP tied for the MLB lead with CHC Yu Darvish and TEX Lance Lynn...his 11 quality starts were tied for seventh in the AL.



- On Aug. 19 at PIT, tossed his first career complete game (9.0IP, 5H, ER, 6SO)...it came in his 15th career game, making him the quickest pitcher to record a complete game since PHI Ben Lively on Sept. 10, 2017 vs. WSH in his 12th game.
- POSTSEASON:** Was a member of Cleveland's AL Wild Card roster vs. the Yankees, but did not pitch.
- In **2019**, made 10 starts in his first major league action, producing a 2.34 ERA following a June 22 promotion...min. 10 starts, it marked the third-lowest ERA in the majors behind TB Tyler Glasnow (1.78) and LAD Hyun-Jin Ryu.
- Made his season debut with Double-A Akron on May 11 after recovering from a right lat strain suffered in August 2018...earned a June 6 promotion to Triple-A Columbus before his contract was selected by Cleveland on June 22 following two starts with the Clippers...went 7-1 with a 2.35 ERA (72.2IP, 19ER) over 13 starts between Akron and Columbus.
- Became the fifth pitcher since 1908, including the first since 1910, to work 5.0+ innings while allowing two or fewer earned runs in each of his first nine career appearances, joining CHC King Cole (1909-10), BOS Cliff Curtis (1909), DET Ed Summers (1908) and PIT Harley Young (1908).
- Turned in a 1.82 ERA (54.1IP, 11ER) over his first nine outings, the lowest mark for any pitcher that made his first nine starts with Cleveland.
- On June 22 vs. DET, worked 6.0 scoreless innings and earned the win in his major league debut.
- On Aug. 11 at MIN, became the third Cleveland pitcher since 1908 to allow four or fewer hits in each of his first three starts, joining Josh Tomlin (2010) and Clarence Garrett (1915).
- Following the season, *Baseball America* tabbed him as having the Best Control in the Cleveland organization.
- In **2018**, was limited to 21 starts after being sidelined from a trio of injuries: a right shoulder strain (May 6-June 8), blister (Aug. 8-17) and

CAREER HIGHS

COMPLETE GAMES (1)	RUNS ALLOWED
8/19/20 at PIT	8, 9/26/20 vs. PIT
STRIKEOUTS	HITS ALLOWED
12, 9/4/23 vs. BOS	10, 2x, last 5/30/21 vs. TOR
WALKS	WIN STREAK
4, 2x, last 6/14/23 at SD	5G, 4/4/21 - 5/8/21
HR ALLOWED	LOSS STREAK
4, 9/23/21 vs. CWS	3G, 3x, last 6/26/22 - 8/28/22

right lat strain (Aug. 29-end of season)...spent the entire season with Double-A Akron, going 5-7 with a 3.89 ERA (106.1IP, 46ER).

- Was voted as having the Best Slider in the Cleveland farm system by *Baseball America*.
- In **2017**, led the Cleveland organization with 13 wins between Class-A Lake County (2) and Class-A Lynchburg (11)...ranked second among Cleveland farmhands with 164.2 IP.

AMATEUR CAREER

- Selected by Cleveland in the third round of the 2016 First-Year Player Draft out of Northeastern University...went 16-9 with a 2.34 ERA (50ER, 192.2IP) over 50 games (16GS) with the Huskies.
- Began his collegiate career as a reliever before converting to a starting role as a junior...during his junior season, he ranked among Division I leaders in innings pitched (2nd, 114.1), strikeouts (7th, 121) and ERA (13th, 1.73)...was named a 2016 Louisville Slugger Third Team All-American and Coastal Athletic Association Co-Pitcher of the Year.
- Played under coach Mike Glavine at Northeastern, brother of Hall of Famer Tom Glavine.
- Graduated from Loomis Chaffee (Conn.) High School, where, as a senior, he tossed a no-hitter and was named team MVP.





DAVIDA FRANKLIN / TAMPA BAY RAYS

CAREER PITCHING

YEAR	CLUB	W	L	ERA	G	GS	CG	SHO	SV	IP	H	R	ER	HR	HB	BB-I	SO	WP	BK
2016	Mahoning Valley	0	2	1.67	13	13	0	0	0	37.2	23	11	7	0	2	8-0	28	1	1
2017	Lake County	2	4	4.58	10	10	0	0	0	57.0	64	34	29	2	3	5-0	53	3	2
	Lynchburg	11	2	2.59	17	17	0	0	0	107.2	96	38	31	11	2	9-0	88	4	0
2018	Akron	5	7	3.89	21	21	0	0	0	106.1	115	56	46	12	2	21-0	78	3	3
2019	Akron	4	0	2.67	5	5	0	0	0	30.1	26	9	9	3	1	6-0	24	1	0
	Columbus	3	1	2.13	8	8	0	0	0	42.1	38	13	10	4	2	9-0	46	2	0
	Cleveland	3	4	2.34	10	10	0	0	0	57.2	44	18	15	4	1	16-0	46	2	0
2020	Cleveland	4	6	4.74	12	12	1	0	0	74.0	82	39	39	11	3	16-0	69	0	1
2021	Lake County	0	0	0.00	1	1	0	0	0	4.1	1	0	0	0	0	0-0	4	0	0
	Akron	1	0	1.29	2	2	0	0	0	7.0	4	2	1	0	0	3-0	8	0	0
	Cleveland	12	5	3.84	21	21	0	0	0	124.1	108	56	53	23	4	31-0	99	3	1
2022	Columbus	0	0	4.73	4	4	0	0	0	13.1	14	9	7	2	3	4-0	18	0	0
	Cleveland	5	6	4.92	20	20	0	0	0	97.0	93	58	53	14	7	22-1	98	1	0
2023	Columbus	0	0	4.91	3	3	0	0	0	11.0	13	6	6	2	0	4-0	16	1	0
	Cleveland	5	2	2.34	13	13	0	0	0	77.0	58	20	20	5	2	22-0	58	4	0
	Tampa Bay	2	3	5.36	10	10	0	0	0	45.1	51	27	27	7	3	11-0	58	1	0
Minor League Totals		26	16	3.15	84	84	0	0	0	417.0	394	178	146	36	15	69-0	363	15	6
Major League Totals		31	26	3.92	86	86	1	0	0	475.1	436	218	207	64	20	118-1	428	11	2

1: Selected by Cleveland in the third round of the 2016 First-Year Player Draft...signed by Mike Kanen. 2: Acquired by the Tampa Bay Rays from Cleveland in exchange for INF Kyle Manzardo, July 31, 2023.

POSTSEASON PITCHING

YEAR	SERIES	CLUB	W	L	ERA	G	GS	CG	SHO	SV	IP	H	R	ER	HR	HB	BB-I	SO	WP	BK
2022	ALDS	CLE vs. NYY	0	1	81.00	1	1	0	0	0	0.1	2	3	3	1	1	1-0	1	0	0

CAREER FIELDING

YEAR	POSITION	PCT	G	PO	A	E	TC	DP
2019	Pitcher	.833	10	1	4	1	6	0
2020	Pitcher	.929	12	5	8	1	14	2
2021	Pitcher	1.000	21	7	15	0	22	1
2022	Pitcher	.889	20	11	5	2	18	0
2023	Pitcher	.923	23	6	6	1	13	1
Totals		.932	86	30	38	5	73	4

LEFT-RIGHT BREAKDOWN

	2023				CAREER			
	AVG	AB	H	HR	AVG	AB	H	HR
vs. Left	.234	235	55	6	.230	858	197	28
vs. Right	.237	228	54	6	.257	931	239	36



60

LEFT-HANDED PITCHER

GARRETT CLEAVINGER

Garrett J. Cleavinger (KLEH-vin-jer)



BATS RIGHT	THROWS LEFT	HEIGHT 6'1"	WEIGHT 225
OPENING DAY AGE 29		MAJOR LEAGUE SERVICE 2 years, 60 days	
BORN 4/23/94 in Lawrence, KS		RESIDES Goodyear, AZ	
CONTRACT STATUS Signed through 2024		SIGNING SCOUT Brandon Verley (Orioles)	
ACQUIRED From the Los Angeles Dodgers in exchange for OF Germán Tapia, 8/1/22			

X-RAY REPORT

- Garrett and his wife, Helen, were married on March 3, 2020...the couple has a cat, Ellie, and two dogs: Mowgli, a golden retriever, and Rio, a bernedoodle...during the offseason, he likes spending time with his family and being outdoors...one of his favorite outdoor activities is fishing.
- Garrett's favorite visiting ballpark is Fenway Park...he appreciates the stadium's history and it was the site of his first appearance in a Rays uniform.
- His uncle, Matt McWilliams, played for Short-A Eugene in the Braves system in 1995.

2023 SEASON

- Limited to 15 appearances after suffering a torn right ACL following a collision with NYY Aaron Hicks during a 10th-inning rundown on May 7...placed on the 15-day IL on May 8 before being transferred to the 60-day IL on May 12...underwent surgery to repair the torn ligament on May 17.
- Opposing hitters went 3-for-22 (136) with nine strikeouts against his slider...from the beginning of the season through his final appearance on May 7, it marked the sixth-lowest opp. average on any AL pitcher's slider (min. 20AB).
- Entered with the Rays ahead or tied in 14 of his 15 appearances...the Rays went 14-1 when he pitched.
- Made his second career Opening Day roster, including his first with the Rays.
- Recorded a 0.84 ERA (10.2IP, 1ER) in his first 12 outings, posting a 0.84 WHIP while allowing only three hits in 34 at-bats (.088)...yielded 3 ER in 1.1 IP (20.25 ERA) over his final three games.

- On April 22 vs. CWS, earned his lone win of the season with a scoreless 10th inning, retiring the side in order to maintain a 3-3 tie and set the stage for Randy Arozarena's walk-off single.
- From April 30-May 5, was charged with blown saves in back-to-back appearances after allowing a go-ahead HR to CWS Andrew Vaughn and a game-tying HR to NYY Harrison Bader.

CAREER HIGHLIGHTS

- In **2022**, made 17 appearances spanning five stints in the majors between the Dodgers and Rays...acquired on Aug. 1 and reported to Triple-A Durham...recalled on Aug. 27 and remained with the Rays through the end of the season.
- Struck out 36.8 pct. (25 of 68) of batters faced with the Rays, totaling 25 SO in 18.2 IP...recorded multiple strikeouts in eight of 13 outings with the Rays and 3+ SO four times.
- Held opponents to a .125 avg. (8-for-64) after joining the Rays...lefties hit .105 (2-for-19) with 0 HR and righties hit .133 (6-for-45) with 1 HR.
- Recorded four outs or more in eight of 13 appearances with the Rays, compared to four of the first 27 games of his career...went at least 1.0 IP in 12 of 13 appearances with the Rays, compared to 13 of 27 to start his career.
- Made his first career Opening Day roster...was with the Dodgers from Opening Day-April 16, April 21-30, May 13-14 and July 26.
- On Aug 27 at BOS, pitched the 7th and 8th innings in his Rays debut and retired all 6 BF...became the third pitcher in franchise history with at least two perfect innings in his Rays debut, joining Brent Honeywell Jr. (2.0IP) on April 11, 2021 vs. NYY and John Curtiss (2.0IP) on Aug. 9, 2020 vs. NYY.



CAREER HIGHS

LONGEST OUTING

2.0, 6x, last 9/22/22 vs. TOR

STRIKEOUTS

4, 2x, last 9/22/22 vs. TOR

WALKS

2, 2x, last 4/13/23 vs. BOS

HR ALLOWED

1, 9x, last 5/5/23 vs. NYY

RUNS ALLOWED

6, 7/26/22 vs. WSH

HITS ALLOWED

3, 2x, last 8/30/22 at MIA

WIN STREAK

2G, 2x, 9/6/22 - 4/22/23

LOSS STREAK

3G, 4/25/21 - 5/5/21

- Posted a 1.00 ERA (9.0IP, 1ER) and 17 SO in nine games with Triple-A Durham...made 22 appearances (1GS) with Triple-A Oklahoma City and went a combined 0-2 with a 2.37 ERA (38.0IP, 10ER) in 31 appearances (1GS) at the Triple-A level.
- **POSTSEASON:** Pitched in both games of the AL Wild Card Series at CLE, both scoreless outings spanning 2.1 IP...struck out six of 8 BF.
- In **2021**, made 22 appearances (1GS) over four stints with the Dodgers: April 24–25, April 27–July 4, July 6-23 and July 31 through season's end.
- Missed time during his second stint while on the 10-day IL for left elbow inflammation (May 17–June 16)...placed on the 10-day IL (right oblique strain) for a second time on Aug. 7...transferred to the 60-day IL on Sept. 7 and ended the season on rehab for Triple-A Oklahoma City.
- On May 11 vs. SEA, pitched a perfect 8th inning including called strikeouts of Evan White and J.P. Crawford...earned his first career win after Gavin Lux hit a go-ahead, three-run homer in the bottom half of the inning.
- In **2020**, pitched once over three stints with the Phillies, his first career major league action... spent the majority of the season at the alternate training site in Allentown.
- Was on the active roster on Sept. 8 (27th Man), Sept. 15-17 and Sept. 28 through the end of the season.
- On Sept. 17 vs. NYM, inherited one-on, one-out in the 9th inning of his major league debut... allowed a two-run homer on an 0-2 pitch to Robinson Canó, his first batter faced...recorded his first career strikeout (Andrés Giménez) to end the inning.
- Traded to the Dodgers for José Alvarado on Dec. 29 as part of a three-team trade with the Rays.
- In **2019**, his 14.46 SO/9 IP ratio ranked seventh in the minors among pitchers with at least 50 IP.
- Reinstated from the 7-day IL on April 25, returning from a torn ACL in his right knee.
- In **2018**, went 1-1 with a 7.43 ERA (13.1IP, 11ER) in 12 appearances...transferred from Double-A Reading to Class-A Clearwater on May 30.
- Suffered a right ACL injury while covering first base on June 13...placed on the injured list the next day and missed the rest of the season.
- Spent the **2017** season in the Eastern League... began the season with Double-A Bowie in the Orioles system and finished it with Reading in the Phillies system...traded on July 28 as part of the package for Jeremy Hellickson...went 2-5 with a 6.00 ERA (54.0IP, 36ER) in 38 games.
- Made 11 appearances for the Arizona Fall League's Glendale Desert Dogs.
- In **2016**, earned a June 23 promotion from Class-A Delmarva to Class-A Frederick...went 7-3 with a 3.07 ERA (76.1IP, 26ER) and 102 SO in 37 games between the two levels...ranked eighth among Orioles minor leaguers in strikeouts.
- Named to the South Atlantic League midseason All-Star Team.
- In **2015**, made 19 appearances for Short-A Aberdeen...began his professional career on a scoreless streak of 16.0 IP from July 5–Aug 13.
- Ranked by *Baseball America* as the No. 26 prospect in the Orioles system following the season.

AMATEUR CAREER

- Selected by the Orioles in the third round of the 2015 First-Year Player Draft out of the University of Oregon...named first team All-Conference as a junior, going 6-2 with a 1.58 ERA (40.0IP, 7ER).
- Pitched for the Falmouth Commodores in the Cape Cod League in 2014...went 1-0 with a 4.15 ERA (13.0IP, 6ER) and 29 SO in 12 outings.



CAREER PITCHING

YEAR	CLUB	W	L	ERA	G	GS	CG	SHO	SV	IP	H	R	ER	HR	HB	BB-I	SO	WP	BK
2015	Aberdeen	6	1	2.16	19	0	0	0	1	25.0	14	8	6	2	2	18-0	32	2	1
2016	Delmarva	5	0	1.38	17	0	0	0	4	39.0	25	8	6	3	1	11-0	53	3	0
	Frederick	2	3	4.82	20	0	0	0	0	37.1	35	21	20	2	3	23-2	49	5	0
2017	Bowie	2	4	6.28	27	0	0	0	3	38.2	38	29	27	4	4	23-1	42	3	0
	Reading	0	1	5.28	11	0	0	0	1	15.1	19	13	9	1	1	9-0	17	3	0
2018	Reading	0	1	5.40	7	0	0	0	0	8.1	8	8	5	0	3	10-0	14	2	1
	Clearwater	1	0	10.80	5	0	0	0	0	5.0	5	7	6	0	2	2-0	4	0	0
2019	Reading	3	2	3.66	34	0	0	0	0	51.2	32	25	21	2	5	34-0	83	5	1
2020	Philadelphia	0	0	13.50	1	0	0	0	0	0.2	2	1	1	1	0	0-0	1	0	0
2021	Los Angeles-NL	2	4	3.00	22	1	0	0	0	18.0	20	11	6	4	1	12-1	21	0	0
	Oklahoma City	1	0	1.54	11	0	0	0	0	11.2	9	3	2	0	0	5-0	25	1	0
2022	Los Angeles-NL	0	1	10.38	4	0	0	0	0	4.1	6	7	5	1	1	3-0	7	0	0
	Oklahoma City	0	2	2.79	22	1	0	0	1	29.0	20	9	9	4	3	17-0	47	2	1
	Durham	0	0	1.00	9	0	0	0	2	9.0	2	2	1	0	1	3-0	17	0	0
	Tampa Bay	1	0	2.41	13	0	0	0	0	18.2	8	5	5	1	0	4-0	25	0	0
2023	Tampa Bay	1	0	3.00	15	0	0	0	0	12.0	6	5	4	2	1	6-0	14	1	0
	Minor League Totals	20	14	3.73	182	1	0	0	12	270.0	207	133	112	18	25	155-3	383	26	4
	Major League Totals	4	5	3.52	55	1	0	0	0	53.2	42	29	21	9	3	25-1	68	1	0

1: Selected by the Baltimore Orioles in the third round of the 2015 First-Year Player Draft...signed by Brandon Verley. **2:** Acquired by the Philadelphia Phillies along with OF Hyun Soo Kim and international bonus slot money in exchange for RH Jeremy Hellickson, July 28, 2017. **3:** Acquired by the Los Angeles Dodgers from Philadelphia as part of a three-team trade, December 29, 2020. Los Angeles sent INF Dillon Paulson to Tampa Bay. **4:** Acquired by the Tampa Bay Rays in exchange for OF Germán Tapia, August 1, 2022.

POSTSEASON PITCHING

YEAR	SERIES	CLUB	W	L	ERA	G	GS	CG	SHO	SV	IP	H	R	ER	HR	HB	BB-I	SO	WP	BK
2022	ALWC	TB vs. CLE	0	0	0.00	2	0	0	0	0	2.1	1	0	0	0	0	0-0	6	0	0

CAREER FIELDING

YEAR	POSITION	PCT	G	PO	A	E	TC	DP
2020	Pitcher	-	1	0	0	0	0	0
2021	Pitcher	1.000	22	2	1	0	3	0
2022	Pitcher	1.000	17	0	1	0	1	0
2023	Pitcher	1.000	15	1	2	0	3	0
Totals		1.000	55	3	4	0	7	0

CAREER BATTING

YEAR	CLUB	AVG	AB	R	H	2B	3B	HR	RBI	SH	SF	HB	BB-I	SO	SB	CS	GDP	OBP	SLG
2021	Los Angeles-NL	.500	2	0	1	1	0	0	0	1	0	0	0-0	1	0	0	0	.500	1.000

LEFT-RIGHT BREAKDOWN

	2023				CAREER			
	AVG	AB	H	HR	AVG	AB	H	HR
vs. Left	.182	11	2	0	.237	76	18	4
vs. Right	.133	30	4	2	.200	120	24	5



58

RIGHT-HANDED PITCHER

YONIEL CURET

Yoniel Curet Hitches (yone-YELL KOO-ret)

BATS **RIGHT**THROWS **RIGHT**HEIGHT **6'2"**WEIGHT **250**OPENING DAY AGE **21**MAJOR LEAGUE SERVICE **None**BORN **11/3/02** in **San Pedro de Macoris, DR**RESIDES **San Pedro de Macoris, DR**CONTRACT STATUS **Signed through 2024**SIGNING SCOUT **Daniel Santana (Rays)**ACQUIRED **Signed as a free agent, 7/2/19**

2023 SEASON

- ◆ Named the Rays Minor League Pitcher of the Year by the club's baseball operations department after going 8-1 with a 2.94 ERA (104.0IP, 34ER) in 26 appearances (22GS) between Class-A Bowling Green and Class-A Charleston.
- ◆ Ranked among Rays farmhands (min. 75.0IP) in opp. average (1st, .149), strikeouts (T1st, 144), ERA (2nd, 2.94) and WHIP (4th, 1.19).
- ◆ Allowed only 10 extra-base hits to 432 BF...min. 75.0 IP, his .192 opp. slugging pct. was the lowest mark in the minors, 52 points lower than the next closest pitcher (Marino Santy, .244)...he was one of three minor league pitchers to record 100.0+ IP while allowing 3 HR or fewer, along with Luinder Avila and Manuel Mercedes.
- ◆ Began the season with Charleston, pitching in 20 games (17GS) for the RiverDogs...at the time of his Aug. 8 promotion to Bowling Green, he ranked among Carolina League leaders (min. 60.0IP) in opp. average (1st, .132), strikeouts (T1st, 111), and innings pitched (T6th, 80.1).
- ◆ From May 16–July 8, went 4-0 with a 0.39 ERA (46.1IP, 2ER) and 12.5 SO/9.0 IP over 10 outings (9GS)...marked the lowest ERA in the minors over that span (min. 30.0IP).
- ◆ Took home back-to-back Carolina League Pitcher of the Month honors in June and July...also named Rays Minor League Pitcher of the Month for both months.
- ◆ On June 21 vs. Fayetteville, logged 5.2 hitless frames, matching the longest outing of his career (also June 3, 2023 vs. Augusta).

- ◆ On July 28 vs. Augusta, fanned a career-high 11 batters en route to his final win with Charleston...entered in the 4th inning and recorded six consecutive strikeouts to open the outing.
- ◆ Made six appearances (5GS) with Bowling Green to conclude the season, going 2-0 with a 4.56 ERA (23.2IP, 12ER)...this includes a 2.45 ERA (7.1IP, 2ER) in his final two outings.
- ◆ Named the No. 10 Rays prospect by *Baseball America* following the season, including the No. 2 pitcher behind Shane Baz...the publication also voted him as having the Best Fastball among Rays prospects.
- ◆ Added to the Rays 40-man roster following the season.

CAREER HIGHLIGHTS

- ◆ In **2022**, spent the majority of the season with the FCL Rays before making a pair of late-season starts with Class-A Charleston following an Aug. 30 promotion...went 2-1 with a 2.14 ERA (42.0IP, 10ER) across 15 games (10GS) between both clubs.
- ◆ Led the FCL Rays in strikeouts (48) while rankings third in innings pitched (36.0)...min. 20.0 IP, he also ranked among club leaders in opp. average (2nd, .156) and ERA (3rd, 1.75).
- ◆ In two starts with Class-A Charleston, went 1-0 with a 2.45 ERA (7.1IP, 2ER)...tossed 3.2 IP and permitted 1 ER in both outings.
- ◆ In **2021**, saw his first professional action after originally signing with the Rays in 2019...led the DSL Rays 2 in strikeouts (63).



CAREER PITCHING

YEAR	CLUB	W	L	ERA	G	GS	CG	SHO	SV	IP	H	R	ER	HR	HB	BB-I	SO	WP	BK
2021	DSL Rays 2	2	4	3.71	14	8	0	0	0	51.0	37	25	21	0	16	27-0	63	16	0
2022	FCL Rays	2	1	1.75	13	8	0	0	0	36.0	19	10	7	3	6	21-0	48	4	3
	Charleston	0	0	4.50	2	2	0	0	0	6.0	6	5	3	0	2	7-0	10	2	0
2023	Charleston	6	1	2.46	20	17	0	0	0	80.1	34	24	22	1	8	54-0	111	10	5
	Bowling Green	2	0	4.56	6	5	0	0	0	23.2	17	14	12	1	4	19-0	33	1	3
Minor League Totals		12	6	2.97	55	40	0	0	0	197.0	113	78	65	5	36	128-0	265	33	11

1: Signed by the Tampa Bay Rays as a free agent, July 2, 2019...signed by Daniel Santana.

DID YOU KNOW?

HOMEGROWN RAYS

There have been 101 “homegrown Rays” who were drafted by the Rays or signed their first professional contract with the club, and worked their way through the minor league system to make their major league debut with Tampa Bay.

LHP José Alvarado
 INF Jonathan Aranda
 RHP Brandon Backe
 OF Rocco Baldelli
 INF Tim Beckham
 RHP Andrew Bellatti
 RHP Taj Bradley
 RHP Devon Brazelton
 INF Ryan Brett
 INF Reid Brignac
 INF Mike Brosseau
 INF/OF Vidal Bruján
 RHP Mickey Callaway
 INF Jorge Cantú
 RHP Diego Castillo
 RHP Yonny Chirinos
 C Nick Ciuffo
 RHP Alex Cobb
 RHP Alex Colomé
 INF Fernando Cortez
 OF Carl Crawford
 RHP Wade Davis
 OF Matt Diaz
 OF Elijah Dukes
 LHP Trevor Enders
 RHP Jake Faria
 OF Johnny Field
 LHP Josh Fleming
 RHP Dylan Floro
 RHP Bartolomé Fortunato
 SS Wander Franco
 RHP Lee Gardner
 RHP Ryan Garton
 OF Joey Gathright

RHP Chad Gaudin
 RHP Ian Gibaut
 OF Jonny Gomes
 C Toby Hall
 RHP Jason Hammel
 RHP Travis Harper
 RHP Jeremy Hellickson
 RHP Brent Honeywell Jr.
 C Paul Hoover
 INF Aubrey Huff
 RHP Delvin James
 C John Jaso
 OF Desmond Jennings
 LHP Jason Jimenez
 INF/OF Elliot Johnson
 OF Kenny Kelly
 LHP Joe Kennedy
 OF Kevin Kiermaier
 3B Evan Longoria
 INF/OF Brandon Lowe
 OF Josh Lowe
 1B Nathaniel Lowe
 C Luke Maile
 OF Mikie Mahtook
 LHP Mark Malaska
 INF/OF Miles Mastrobuoni
 LHP Shane McClellan
 RHP Seth McClung
 RHP Easton McGee
 LHP Jake McGee
 LHP/1B Brendan McKay
 LHP Matt Moore
 INF/OF Taylor Motter
 RHP Jeff Niemann

RHP Chad Orvella
 OF Fernando Perez
 RHP Travis Phelps
 C René Pinto
 LHP David Price
 RHP Austin Pruitt
 INF Juniel Querecuto
 LHP C.J. Riefenhauser
 C Shawn Riggans
 RHP Enny Romero
 RHP Ryan Rupe
 RHP Juan Salas
 3B Jared Sandberg
 RHP Phoenix Sanders
 RHP Jaime Schultz
 LHP Bobby Seay
 INF/OF Richie Shaffer
 RHP James Shields
 LHP Blake Snell
 RHP Andy Sonnanstine
 RHP Jason Standridge
 RHP Ryne Stanek
 RHP Brian Stokes
 LHP Jon Switzer
 OF B.J. Upton
 C Stephen Vogt
 RHP Doug Waechter
 INF Taylor Walls
 RHP Dan Wheeler
 INF Kean Wong
 RHP Hunter Wood
 RHP Kirby Yates
 OF Delmon Young



21

OUTFIELDER

JONNY DeLUCA

Jonathan Davis DeLuca (deh-LOO-kuh)

BATS **RIGHT**THROWS **RIGHT**HEIGHT **5'11"**WEIGHT **190**OPENING DAY AGE **25**MAJOR LEAGUE SERVICE **85 days**BORN **7/10/98** in **Thousand Oaks, CA**RESIDES **Agoura Hills, CA**CONTRACT STATUS **Signed through 2024**SIGNING SCOUT **Jeff Stevens (Dodgers)**

ACQUIRED **From the Los Angeles Dodgers along with RHP Ryan Pepiot in exchange for RHP Tyler Glasnow, OF Manuel Margot and cash considerations, 12/16/23**

X-RAY REPORT

- Jonny recalls attending games at Dodger Stadium and watching a young Clayton Kershaw pitch while growing up in Southern California... when Jonny first entered the Dodgers clubhouse prior to his major league debut last June, Kershaw was the first person he saw and spoke with upon entering the clubhouse.
- During his time in the Dodgers farm system, he earned the nickname "Quadzilla" for his impressive lower body strength.
- When the minor league season was cancelled in 2020, Jonny used the unexpected free time to work with private hitting coaches Craig Wallenbrock and Doug Latta...the latter helped adjust his mechanics to unlock more power in his swing, allowing him go from five homers during his final collegiate season in 2019 to 22 in his first full professional season in 2021.
- Jonny sports an earring on his left ear...when he was struggling at Class-A Great Lakes in 2022, he told hitting coach Dylan Nasiatka that if he didn't win a player of the week award in the upcoming week, he would pierce one of his ears...after getting the piercing, he hit .455 (20-for-44) over his next 12 games, winning back-to-back Midwest League Player of the Week honors to earn a promotion to Double-A.
- Some of Jonny's favorite hobbies include surfing, snorkeling, biking, golfing and playing the guitar.

2023 SEASON

- Appeared in 24 games in his first major league season, primarily as a defensive replacement, after opening the year with Double-A Tulsa... also made 10 starts (CF-5G, LF-4G, RF-1G).

- Named a Dodgers Organizational All-Star by MLB.com for the first time following the season.
- His average sprint speed of 29.7 ft./sec. ranked 16th among qualified major leaguers, one spot behind Rays outfielder Jose Siri (15th, 29.8)... committed only one error in 34 total chances (.971 FLD%).
- Went 4-for-8 (.500) with 1 2B and 1 HR as a pinch hitter...hit .214 (6-for-28) in his 10 starts and .357 (5-for-14) as a substitute.
- Promoted to Triple-A Oklahoma City on May 16 after hitting .279 (34-for-122) with 8 2B, 10 HR and 18 RBI over 32 games...slashed .315/.375/.548 (23-for-73) with 4 HR and 19 RBI in 17 games with OKC prior to being recalled on June 4 following Trayce Thompson's oblique injury.
- On June 7 at CIN, went 0-for-2 with a walk in his major league debut...recorded his first major league hit two days later, singling off PHI Ranger Suarez.
- On June 28 at COL, recorded the first two outfield assists of his career, throwing out C.J. Cron at third on a replay-assisted call in the 2nd inning before nabbing Brendan Doyle before he could return to second base following a fly out in the 4th inning...became the first Dodgers rookie with multiple outfield assists in a game since Zach McKinstry (2) on June 12, 2021 vs. Texas.
- On July 4 vs. PIT, launched his first career home run in the 8th inning...became the fifth player in Dodgers history to record a go-ahead, pinch-hit homer for his first career home run, including the first since Scott Van Slyke on May 20, 2012 vs. STL.
- On July 25 vs. TOR, suffered a right hamstring strain while running to first base and was on the 10-day IL from July 26-Aug. 31...appeared in 24 games with Triple-A Oklahoma City to conclude



the season, hitting .298 (25-for-84) with 3 HR and 16 RBI.

CAREER HIGHLIGHTS

- Started at all three outfield positions during his minor league career (RF-104G, CF-91G, LF-77G).
- In **2022**, spent the majority of the season with Class-A Great Lakes before a July 4 promotion to Double-A Tulsa...hit .260 (73-for-381) with 22 2B, 5 3B, 25 HR and 71 RBI in 98 games between the two clubs.
- Recorded 25 home runs and stole 17 bases, making him one of eight minor leaguers to record a 25+ HR, 15+ SB season at the Double-A level or lower in 2022.
- Ranked among Dodgers minor leaguers in homers (T6th, 25), stolen bases (6th, 17) and extra-base hits (7th, 52)...min. 300 PA, also ranked in slugging pct. (3rd, .541), OPS (6th, .888).
- Earned back-to-back Midwest Player of the Week honors for the weeks of June 20 and June 26, going a combined 20-for-44 (.455) with 10 2B, 1 3B, 3 HR and 16 RBI over 12 games...recorded a career-high 5 RBI on July 3 vs. Dayton to conclude that stretch.
- Batted .337 with 10 2B, 2 3B, 6 HR, 22 RBI and a 1.057 OPS over 23 games in July between Great Lakes and Tulsa...his 18 extra-base hits during the month ranked second among minor leaguers behind Jose Rojas (19).
- Played his first full professional season in **2021**, hitting .264 (102-for-386) with an .871 OPS in 101 games between Class-A Rancho Cucamonga and Class-A Great Lakes.

- Collected 22 homers and 20 stolen bases, making him one of 16 minor leaguers to record a 20-20 season in 2021...other names on that list include Bobby Witt Jr., Anthony Volpe, Josh Lowe and Oswaldo Cabrera.
- Named California League Player of the Week for the week of July 4 after hitting .417 (10-for-24) with 2 2B, 4 HR and 11 RBI in six games.
- On July 23 at Lake County, went 3-for-5 with a 4th-inning homer in his High-A debut...had earned a promotion to Great Lakes the day before the game.
- In **2020**, was not a member of the Dodgers 60-player pool and did not play following the cancellation of the minor league season.
- In **2019**, appeared in 26 games for the AZL Dodgers Mota.

AMATEUR CAREER

- Selected by the Dodgers in the 25th round of the 2019 First-Year Player Draft following two seasons at the University of Oregon.
- Started all of the team's 111 games during his time at Oregon, 110 of which came in center field...earned a Pac-12 All-Defensive Team honorable mention after posting a .979 fielding percentage, committing only three errors in 141 total chances...set an Oregon freshman record with six home runs, tied for the team lead.
- Originally selected by the Minnesota Twins in the 39th round of the 2017 First-Year Player Draft out of Agoura (Ca.) High School, but did not sign.



WILL VRAGOVIC / TAMPA BAY RAYS





WILL VRAGOVIC / TAMPA BAY RAYS

CAREER BATTING

YEAR	CLUB	AVG	G	AB	R	H	2B	3B	HR	RBI	SH	SF	HB	BB-I	SO	SB	CS	GDP	OBP	SLG
2019	AZL Dodgers Mota	.273	26	99	19	27	4	2	1	13	0	3	4	8-0	7	9	0	0	.342	.384
2020		Did Not Play																		
2021	Rancho Cucamonga	.287	57	223	48	64	17	3	15	43	0	0	1	31-1	48	13	2	2	.376	.592
	Great Lakes	.232	44	164	27	38	6	2	7	21	0	0	3	15-0	35	7	0	1	.308	.421
2022	Great Lakes	.245	73	277	51	68	17	2	18	51	0	2	5	37-2	56	12	2	5	.343	.516
	Tulsa	.298	25	104	22	31	5	3	7	20	2	2	3	8-0	17	5	0	0	.359	.606
2023	Tulsa	.279	32	122	29	34	8	0	10	18	0	0	6	14-0	26	9	1	1	.380	.590
	Oklahoma City	.306	41	157	27	48	13	2	7	35	0	2	4	21-1	29	3	0	6	.397	.548
	Los Angeles-NL	.262	24	42	5	11	1	0	2	6	0	0	0	3-0	8	1	0	0	.311	.429
	Minor League Totals	.273	199	784	149	214	40	11	23	104	0	3	24	82-0	280	90	15	5	.358	.440
	Major League Totals	.262	24	42	5	11	1	0	2	6	0	0	0	3-0	8	1	0	0	.311	.429

1: Selected by the Los Angeles Dodgers in the 25th round (761st overall) of the 2019 First-Year Player Draft...signed by Jeff Stevens. 1: Acquired by the Tampa Bay Rays along with RHP Ryan Pepiot in exchange for RHP Tyler Glasnow, OF Manuel Margot and cash considerations, December 16, 2023.

CAREER FIELDING

YEAR	POSITION	PCT	G	PO	A	E	TC	DP
2023	Left Field	.933	9	12	2	1	15	1
	Center Field	1.000	8	13	0	0	13	0
	Right Field	1.000	7	6	0	0	6	0

LEFT-RIGHT BREAKDOWN

	2023					CAREER				
	AVG	AB	H	HR	RBI	AVG	AB	H	HR	RBI
vs. Left	.281	32	9	1	2	.281	32	9	1	2
vs. Right	.200	10	2	1	4	.200	10	2	1	4



48

RIGHT-HANDED PITCHER

CHRIS DEVENSKI

Christopher Michael Devenski (deh-VEHN-skee)



BATS RIGHT	THROWS RIGHT	HEIGHT 6'3"	WEIGHT 215
OPENING DAY AGE 33	MAJOR LEAGUE SERVICE 7 years, 20 days		
BORN 11/13/90 in Cerritos, CA	RESIDES Phoenix, AZ		
CONTRACT STATUS Signed a one-year contract through 2024 plus one club option, 12/5/23			
SIGNING SCOUT Mike Baker (White Sox)			
ACQUIRED Signed as a free agent, 12/5/23			

X-RAY REPORT

- Chris was given the nickname, "The Dragon," by Rays bench coach Rodney Linares due to his tenacity on the mound...the moniker can be traced back to Linares' first year as manager of Double-A Corpus Christi in 2015 when, during a mound visit, Chris insisted on remaining in the game and Linares instructed him to "unleash the dragon" in order to escape a jam...after Chris produced an inning-ending strikeout, the nickname stuck with him.
- He earned another nickname, "Devo," during his time with the Astros as a reference to the new wave band that gained popularity in the 80s.
- His changeup has been dubbed the "Circle of Death" by his teammates...he was originally introduced to the pitch by a photo on a baseball card.
- Chris is an avid photographer and runs an Instagram account where he showcases his work (@worldwidephotography47)...he also enjoys juggling in his free time.
- Chris' father, Mike, runs a moving company based in Artesia, California, M&M Moving and Storage...Chris has helped out with the family business on occasion, including at Freddie Freeman's childhood home during an offseason.

2023 SEASON

- Made 38 appearances between the Angels and Rays...opened the season with Triple-A Salt Lake before being selected to the Angels roster on April 29...was on the 15-day IL from July 17-Aug. 25 with a right hamstring strain and was designated for assignment upon his activation.

- Signed by the Rays on Aug. 29 and spent five days on the bereavement list before being activated on Sept. 2...made nine appearances with the Rays sandwiched around a Sept. 18-23 stint with Triple-A Durham.
- Went 3-2 with a 5.08 ERA (33.2IP, 19ER) in 29 games with the Angels...recorded a 2.08 ERA (8.2IP, 2ER) in nine outings with the Rays.
- Posted a 3-2 record after joining the Rays...the five decisions marked the second most in club history within a pitcher's first nine relief appearances with the Rays, trailing only Yonny Chirinos (6 in 2018).
- Of his 42 strikeouts, 31 came on his changeup...opponents hit .235 (23-for-98) against the offering with a 35.8 pct. whiff rate.
- Finished with positive bWAR (0.2) for the first time since 2018...accumulated -1.5 bWAR from 2019-22.
- Produced 11 straight scoreless appearances spanning 13.0 innings from May 21-June 15, holding opponents to a .053 (2-for-38) average...marked his longest streak of scoreless outings since June 1-July 1, 2018 (12G).
- From the beginning of the season through June 15, went 3-0 with a 1.85 ERA (24.1IP, 5ER)...his 0.62 WHIP in that span led all MLB pitchers with at least 20.0 IP...went 0-2 with a 13.50 ERA (9.1IP, 14ER) and 2.68 WHIP over his final 10 games with the Angels from June 16-July 15.
- Did not allow an earned run in his last seven appearances to close the season, striking out seven across 7.1 innings.
- POSTSEASON:** Tossed scoreless 6th and 7th innings in Game 1 of the Rays AL Wild Card Series vs. Texas, his first postseason action since



CAREER HIGHS

LONGEST OUTING

6.2, 5/10/16 vs. CLE

STRIKEOUTS

7, 3x, last 4/9/17 vs. KC

WALKS

4, 7/14/19 at TEX

HR ALLOWED

2, 7/22/18 at LAA

RUNS ALLOWED

6, 5/15/16 at BOS

HITS ALLOWED

6, 5/5/16 vs. SEA

WIN STREAK

5G, 2x, last 6/3/17 - 9/6/17

LOSS STREAK

4G, 3x, last 6/17/23 - 9/4/23

2019...retired six straight after allowing an RBI-single to his first batter faced, Corey Seager.

CAREER HIGHLIGHTS

- In **2022**, made 13 major league appearances between Arizona and Philadelphia after making his return from 2021 Tommy John surgery...began the season on the injured list with Triple-A Reno before beginning a rehab assignment with the ACL Diamondbacks Red on June 21...made his Reno debut on July 1 and earned a major league promotion on July 26 following six Triple-A appearances.
- Opened his D-backs stint with four scoreless outings (4.2IP), but posted a 13.50 ERA (6.0IP, 9ER) in his final six games before being designated for assignment on Aug. 25...signed a minor league contract with Philadelphia on Aug. 28 and made three appearances with the Phillies from Sept. 25–Oct. 4 to close the season.
- Recorded a 3.94 ERA (16.0IP, 7ER) over his 15 Triple-A appearances, including a 1.04 ERA (8.2IP, 1ER) in nine outings with Lehigh Valley.
- In **2021**, was limited to eight appearances with the Diamondbacks after suffering a right UCL sprain on May 13 that sidelined him for the remainder of the season...underwent Tommy John surgery on June 1, 2021.
- Signed a minor league contract with Arizona during the offseason and made the club's Opening Day roster as a Spring Training non-roster invite.
- In **2020**, appeared in only four games with Astros in his final season in Houston due to two stints on the injured list: Aug. 1–Sept. 4 and Sept. 7 through the end of the season...had a bone spur removed from his right elbow on Sept. 15.
- Made 61 appearances for the Astros in **2019** and led the club's bullpen with 67.0 relief innings...made his third straight Opening Day roster, all of which came with Houston.
- On Aug. 3 vs. SEA, pitched a scoreless 9th inning to complete a combined no-hitter along with Aaron Sanchez, Will Harris and Joe Biagini...the achievement came on the seventh anniversary

of the Astros acquiring him from the White Sox in 2012.

- On Aug. 13 at CWS, made his lone start of the campaign when Gerrit Cole was scratched during pregame warm-ups, allowing 1 ER over 2.0 frames in his seventh career start.
- **POSTSEASON:** Added to the Astros roster for World Series after not being selected to the ALDS or ALCS rosters...pitched in three games during the series vs. the Nationals...his outing in Game 6 was his eighth career World Series pitching appearance, setting a then-franchise record.
- In **2018**, entered the month of July with a 2-1 record along with a 1.34 ERA (33.2IP, 5ER), 40 strikeouts and seven walks over his first 34 games with Houston...signaled the fifth-best ERA among AL relievers in that span...from July 1 on, turned in an 11.20 ERA (13.2IP, 17ER) in his final 16 outings.
- Was on the 10-day IL from Aug. 3-29 with left hamstring tightness, marking the first injured list stint of his career...pitched to a 2.70 ERA (6.2IP, 2 ER) in seven outings following his return.
- Recorded two separate career-high 12-game scoreless streaks: April 3–May 3 (12.1IP) and June 1–July 1 (11.1IP).
- Named to his first career All-Star Game in **2017**...established new career highs in games (62), wins (8) and saves (4)...among MLB relievers, ranked in wins (T2nd), strikeouts (T2nd, 100), innings pitched (4th, 80.2), holds (T6th, 24), WHIP (T11th, 0.94) and opp. average (12th, .174).
- Led the majors with a .111 opp. average (16-for-144) against left-handed hitters...min. 110 AB, it singled the second-lowest single-season mark in MLB history (since 1901) behind BOS Jonathan Papelbon in 2007 (.104).
- Min. 40.0 IP, his 1.83 ERA (44.1IP, 9ER) at home ranked second in the AL behind Cy Young winner CLE Corey Kluber (1.81).
- Recorded 74 SO before the All-Star break, third most in Astros history by a reliever behind Brad Lidge (78, 2004) and Billy Wagner (75, 1999).



- ◆ **ALL-STAR GAME:** Pitched a perfect 8th inning in his All-Star Game debut, striking out Joey Votto in a 2-1 AL victory.
- ◆ **POSTSEASON:** Made his postseason debut and totaled a team-high 10 appearances during the Astros run to a World Series title, six of which were scoreless...was the winning pitcher in Game 2 of the Fall Classic, the first victory in a World Series game in Astros history...retired his only batter faced in the 5th inning of Game 7 to strand a pair of Dodgers in scoring position.
- ◆ In **2016**, received Astros Rookie of the Year and Pitcher of the Year honors by the Houston Chapter of the BBWAA and finished fourth in AL Rookie of the Year voting.
- ◆ Set Astros rookie reliever records in ERA (1.61), WHIP (0.81) and bWAR (2.8)...his 0.81 WHIP was the second-lowest mark in franchise history by a reliever while his 1.61 ERA (83.2IP, 15ER) was fourth lowest.
- ◆ Min. 100.0 IP, led major league rookies in ERA, WHIP, opponent average (.206), SO/BB ratio (5.20), HR/9.0 IP (0.33) and appearances (48)...led AL relievers in inherited runners scored pct. (10.0%, 27-of-30).
- ◆ On April 8 at MIL, threw 3.0 innings in his major league debut (3.0IP, H, 0R, 4SO).
- ◆ On Aug. 1 vs. TOR, threw 4.1 perfect innings and struck out seven consecutive batters, falling one strikeout shy of the Astros record.
- ◆ Named to the *Baseball America* All-Rookie Team following the season.
- ◆ In **2015**, spent the regular season with Double-A Corpus Christi and was named a Texas League Midseason and Postseason All-Star...ranked second in the circuit with a 3.01 ERA (119.2IP, 40ER).
- ◆ Named Corpus Christi's Pitcher of the Month in both April and May, going a combined 6-0 with a 0.59 ERA (46.0IP, 3ER) with 35 SO and one save in nine games (6GS) between the two months...opened the season with 27.1 consecutive scoreless innings.
- ◆ Earned Texas League Pitcher of the Week honors on April 27 following his third straight scoreless appearance (2GS) to begin the year.
- ◆ Following the conclusion of the Double-A season, made three appearances (1GS) with Triple-A Fresno, going 1-0 with 9.0 scoreless innings in three games (1GS)...was named the Bobby Murcer Triple-A Championship MVP after permitting only one baserunner in the contest (W, 7.0IP, H, 0R, 9SO).

- ◆ Pitched for the Tiburones de La Guaira in the Venezuelan Winter League following the season.
- ◆ Split the **2014** season between Class-A Lancaster and Double-A Corpus Christi, earning a mid-season promotion on July 5...pitched to a 4.04 ERA (118.0IP, 53ER) between the two clubs.
- ◆ Named California League Pitcher of the Week on July 7 after twirling 7.0 scoreless frames in a July 2 outing at Stockton to earn his fourth straight victory.
- ◆ Began the **2013** season with Class-A Lancaster and concluded it with Class-A Quad Cities...reassigned to Quad Cities after recording a 7.88 ERA (75.1IP, 66ER) in 21 games (10GS) with Lancaster...had a 4.36 ERA (43.1IP, 21ER) over eight starts with Quad Cities.
- ◆ Made two starts in the Midwest League playoffs, going 1-0 with a 2.25 ERA (12.0IP, 3ER).
- ◆ In **2012**, went 8-7 with a 3.86 ERA (91.0IP, 39ER) between Class-A Kannapolis and Class-A Lexington...acquired by the Astros as the player to be named along with RHP Matt Heidenreich and LHP Blair Walters in exchange for RHP Brett Myers...the trade occurred on July 21 and he was named nearly two weeks later on Aug. 3.
- ◆ From his Aug. 5 debut with Lexington through the end of the season, led the South Atlantic League with 38 SO.
- ◆ On Sept. 1 vs. Rome, tossed a 9.0-inning no-hitter with 16 strikeouts...marked the first individual no-hitter in Lexington history...the performance was recognized as the Minor League Game of the Year by the MiLB Awards...he also earned South Atlantic League Pitcher of the Week honors.
- ◆ In **2011**, saw his first professional action with rookie-level Great Falls, making seven appearances...threw 2.0 scoreless innings in the Pioneer League playoffs.

AMATEUR CAREER

- ◆ Selected by the Chicago White Sox in the 25th round of the 2011 First-Year Player Draft...transferred to Cal State Fullerton to conclude his collegiate career, posting a 2-0 mark and 4.98 ERA (21.2IP, 12ER) over 15 relief appearances.
- ◆ Played two seasons as a two-way player at Golden West College, appearing as a pitcher and shortstop...as a sophomore in 2010, hit .338 (22-for-65) with 2 HR and 15 RBI while going 8-1 with a 4.61 ERA (66.1IP, 34ER) over 12 appearances (11GS) on the mound.



CAREER PITCHING

YEAR	CLUB	W	L	ERA	G	GS	CG	SHO	SV	IP	H	R	ER	HR	HB	BB-I	SO	WP	BK
2011	Great Falls	0	0	2.25	7	0	0	0	1	8.0	8	2	2	0	0	1-0	9	0	0
2012	Kannapolis	6	5	4.23	19	8	0	0	2	61.2	63	31	29	8	3	19-1	54	3	2
	Lexington	2	2	3.07	5	5	1	1	0	29.1	23	11	10	1	2	16-0	38	1	2
2013	Quad Cities	4	3	4.36	8	8	0	0	0	43.1	60	22	21	3	1	9-0	32	2	0
	Lancaster	4	2	7.88	21	10	0	0	1	75.1	106	69	66	13	7	31-0	65	3	1
2014	Lancaster	5	5	4.11	17	11	0	0	2	76.2	70	42	35	8	3	12-0	77	1	0
	Corpus Christi	5	3	3.92	10	5	0	0	0	41.1	33	21	18	7	0	18-0	37	2	0
2015	Corpus Christi	7	4	3.01	24	17	0	0	2	119.2	117	43	40	12	2	33-0	104	4	0
2016	Houston	4	4	2.16	48	5	0	0	1	108.1	79	26	26	4	3	20-0	104	2	0
2017	Houston	8	5	2.68	62	0	0	0	4	80.2	50	26	24	11	2	26-3	100	2	0
2018	Corpus Christi	0	1	12.00	3	2	0	0	0	3.0	7	4	4	2	0	1-0	6	0	0
	Fresno	0	0	0.00	2	0	0	0	0	1.2	4	0	0	0	0	0-0	4	0	0
	Houston	2	3	4.18	50	1	0	0	2	47.1	42	23	22	9	3	13-1	51	1	1
2019	Houston	2	3	4.83	61	1	0	0	0	69.0	69	39	37	13	3	21-0	72	2	0
2020	Houston	0	1	14.73	4	0	0	0	0	3.2	7	6	6	1	0	3-0	5	0	0
2021	Arizona	1	0	8.59	8	0	0	0	1	7.1	11	7	7	2	1	2-0	5	0	0
2022	ACL D-backs Red	0	0	0.00	3	3	0	0	0	3.0	1	0	0	0	1	0-0	3	0	1
	Reno	0	0	7.36	6	0	0	0	0	7.1	7	6	6	3	0	2-0	9	0	0
	Lehigh Valley	0	0	1.04	9	0	0	0	0	8.2	4	1	1	1	0	3-0	11	0	0
	Arizona	2	1	7.59	10	0	0	0	0	10.2	14	9	9	2	1	1-0	9	0	0
2023	Phialdelphia	0	0	11.25	3	0	0	0	0	4.0	7	5	5	1	0	0-0	3	0	0
2023	ACL Angels	0	0	1.29	6	6	0	0	0	7.0	7	2	1	0	0	0-0	15	2	1
	Inland Empire	0	0	0.00	1	0	0	0	0	1.0	0	0	0	0	0	0-0	1	0	0
	Salt Lake	0	0	4.00	7	0	0	0	0	9.0	8	4	4	1	0	3-0	9	1	0
	Durham	0	0	0.00	1	0	0	0	0	1.0	2	0	0	0	1	0-0	0	0	0
	Los Angeles-AL	3	2	5.08	29	0	0	0	0	33.2	31	20	19	5	1	9-1	33	1	0
	Tampa Bay	3	2	2.08	9	0	0	0	0	8.2	5	4	2	1	0	2-0	9	0	0
Minor League Totals		33	25	4.29	149	75	1	1	8	497.0	520	258	237	59	20		474	19	7
Major League Totals		25	21	3.78	284	7	0	0	8	373.1	315	165	157	49	14	97-5	391	8	1

1: Selected by the Chicago White Sox in the 25th round of the 2011 First-Year Player Draft. ...signed by Mike Baker. **2:** Acquired by the Houston Astros from Chicago-AL as a player to be named later along with RHP Matt Heidenrich and LHP Blair Walters in exchange for RHP Brett Myers and cash considerations, August 3, 2012. **3:** Signed by the Arizona Diamondbacks as a free agent, February 11, 2021. **4:** Signed by the Philadelphia Phillies as a free agent, August 29, 2022. **5:** Signed by the Los Angeles Angels as a free agent, November 29, 2022. **6:** Signed by the Tampa Bay Rays as a free agent, August 29, 2023.

POSTSEASON PITCHING

YEAR	SERIES	CLUB	W	L	ERA	G	GS	CG	SHO	SV	IP	H	R	ER	HR	HB	BB-I	SO	WP	BK
2017	ALDS	HOU vs. BOS	0	0	11.57	3	0	0	0	0	2.1	4	3	3	0	0	0-0	3	0	0
	ALCS	HOU vs. NYY	0	0	13.50	2	0	0	0	0	0.2	1	1	1	0	0	2-0	0	0	0
	WS	HOU vs. LAD	1	0	7.20	5	0	0	0	0	5.0	4	4	4	2	0	1-0	5	0	0
2019	WS	HOU vs. WSH	0	0	9.00	3	0	0	0	0	3.0	3	3	3	1	1	1-0	8	0	0
2023	ALWC	TB vs. TEX	0	0	0.00	1	0	0	0	0	2.0	1	0	0	0	0	0-0	0	0	0
Postseason Totals			1	0	7.62	14	0	0	0	0	13.0	13	11	11	3	1	4-0	11	0	0



CAREER FIELDING

YEAR	POSITION	PCT	G	PO	A	E	TC	DP
2016	Pitcher	1.000	48	5	10	0	15	2
2017	Pitcher	1.000	62	9	9	0	18	2
2018	Pitcher	.909	50	3	7	1	11	0
2019	Pitcher	.909	61	5	5	1	11	0
2020	Pitcher	1.000	4	0	1	0	1	0
2021	Pitcher	1.000	8	0	1	0	1	0
2022	Pitcher	.000	13	0	0	0	0	0
2023	Pitcher	1.000	38	4	4	0	8	0
Totals		.969	284	26	37	2	65	4

LEFT-RIGHT BREAKDOWN

	2023				CAREER			
	AVG	AB	H	HR	AVG	AB	H	HR
vs. Left	.206	63	13	2	.212	676	143	25
vs. Right	.245	94	23	4	.242	711	172	24



DAVIDA FRANKLIN / TAMPA BAY RAYS



2

INFIELDER

YANDY DÍAZ

Yandy Díaz Fernández (YAHN-dee)

BATS **RIGHT**THROWS **RIGHT**HEIGHT **6'2"**WEIGHT **230**OPENING DAY AGE **32**MAJOR LEAGUE SERVICE **5 years, 122 days**BORN **8/8/91 in Sagua la Grande, Cuba**RESIDES **Miami, FL**CONTRACT STATUS **Signed a three-year contract through 2025 plus one club option, 1/31/23**SIGNING SCOUT **Ramón Peña (Cleveland)**

ACQUIRED **From Cleveland along with RHP Cole Sulser in a three-team trade with the Seattle Mariners in exchange for 1B Jake Bauers and cash considerations, 12/13/18**

X-RAY REPORT

- ◆ Yandy is afraid of ghosts and made the mistake of entrusting his teammates with this news before a Rays road trip to Milwaukee...the team stayed at the Pfister Hotel, where a number of major leaguers have claimed to experience paranormal activity...his teammates did little to ease his concerns, taping a cartoon ghost in his locker ahead of the Milwaukee series with the Spanish word *cuidado*—"watch out"—written on it.
- ◆ On his fifth attempt to defect from Cuba, he and friend Leandro Linares waited in tall grass until their motorized raft arrived...they set out at around 2 a.m. and arrived in the Dominican Republic at about 2 p.m. the next day...Yandy reports to have seen sharks alongside the raft.
- ◆ Yandy hasn't seen his family in Cuba since he defected...he calls his mother, Elsa Maria Fernández, who still lives there, almost every day and says she influenced him to play baseball...she would work 12-hour days at a cigar factory near their home in Sagua la Grande to provide for him.
- ◆ Yandy is a gym rat whose muscles have been featured in *Men's Journal*...he began weightlifting when he was 12 years old...he swapped out some of his weight training over the offseason in favor of agility work in order to gain endurance and durability.
- ◆ He and his wife, Mayisleidis, celebrated the birth of their first child, Yandy Jared, last July...Yandy flew to Seattle on Monday night for Tuesday's All-Star Game, in which he homered, before taking a red-eye flight back home in time for his son's birth.

2023 SEASON

- ◆ Became the first player in Rays history to win an AL batting title...his .330 average marked a single-season club record, surpassing Jason Bartlett's .320 in 2009.
- ◆ Appeared in 137 games and made a career-high 133 starts (1B-116G, DH-13G, 3B-3G)...was on the paternity list from July 14-17 for the birth of his son, but was on the active roster for the remainder of the season.
- ◆ Set career highs in nearly all offensive categories, including hits (173), doubles (35), HR (22), RBI (78), runs (95), batting average (.330), slugging pct. (.522) and OPS (.932).
- ◆ Earned his first career All-Star selection, starting for the AL at first base...became the only first baseman in Rays history to win a fan election and the second infielder to do so, joining Evan Longoria in 2009 and 2010.
- ◆ Became the fourth player in Rays history to win an AL Silver Slugger Award, joining OF Carl Crawford (2010), 3B Evan Longoria (2009) and 1B Carlos Peña (2007).
- ◆ Named the Rays Most Valuable Player in a unanimous vote by members of the Tampa Bay Chapter of the BBWAA...finished sixth in AL MVP voting, tying Evan Longoria (2010 & 2013) for the highest finish by a Ray in club history.
- ◆ In *Baseball America's* annual Best Tools survey of major league managers, coaches and executives, was voted as having the AL's Best Strike-Zone Judgment for the second consecutive year...also rated as the third-best defensive first baseman in the AL.



- His .410 OBP ranked second in the AL behind LAA Shohei Ohtani (.412) and second in Rays history behind Carlos Peña (.411) in 2007...his .932 OPS ranked fourth behind Peña (1.037) in 2007, Fred McGriff in 1999 (.957) and Ben Zobrist (.948) in 2009.

“

Yandy is a very physically imposing human, but one that I think contributes in a way different than you might assume. Yandy's someone that sees the ball exceptionally well, sees it exceptionally early, puts the ball in play, is as competitive as anybody against good pitching. Those are things that you can never have enough of in a lineup.

PRESIDENT, BASEBALL OPERATIONS ERIK NEANDER
| Tampa Bay Times |

”

- Ranked among AL batters in average (1st, .330), OBP (2nd, .410), multi-hit games (T2nd, 53), OPS (3rd, .932), slugging pct. (4th, .522), hits (5th, 173), times on base (T5th, 246) and runs (T9th, 95)...also ranked highly in average exit velocity (3rd, 93.4 mph) and hard hit pct. (4th, 54.0%).
- His 173 hits were the most by a Ray since Evan Longoria (also 173) in 2016...his 53 multi-hit games ranked third in the AL and were the most by a Ray since Carl Crawford (54G) in 2009.
- Led all AL batters with 19 games of 3+ hits...marked the fourth most such games in the majors behind ATL Ronald Acuña Jr. (22G), LAD Freddie Freeman (21G) and MIA Luis Arraez (20G)...it tied Julio Lugo (2005) for the Rays single-season record.
- His .369 (52-for-141) average from the 7th inning on led the majors, ahead of MIA Jon Berti (.342)...it signaled the highest mark in a season in club history, ahead of Matt Duffy (.352) in 2018.
- Hit .512 (22-for-43) against curveballs, the highest mark in the majors (min. 20AB ending with a curveball).
- Made his sixth Opening Day roster; he has started each time (4-3B, 2-1B).
- Began the season 19th on the all-time Rays hit list (376H)...ended the season 10th on the list

with 549 hits, one shy of ninth-place Julio Lugo (550H).

- Hit four lead-off HR, taking sole possession of the Rays all-time career record (11HR)...surpassed B.J. Upton (8HR) and Desmond Jennings (7HR).
- His 22 home runs while batting first set a single-season club record, outpacing the 21 homers recorded by Brandon Lowe (2021) and Gerald Williams (2000).
- Hit .363 (94-for-259) with 17 2B, 12 HR and 45 RBI in 69 home games...led the AL (min. 200PA) in home batting average and OBP (.447)—both marks signaled franchise records, outpacing Mallex Smith in 2018 (.347 AVG) and Fred McGriff in 1999 (.433 OBP).
- Reached base safely in 33 straight games vs. AL East opponents from April 16-Sept. 16, the longest streak in Rays history.
- On April 18 at CIN, hit a career-long 440 ft. home run off Nick Lodolo...the following day, recorded a 114.5-mph home run off Levi Stoudt, the highest exit velocity registered on any hit in his career and the highest recorded by a Ray in 2023.
- Reached base safely in a career-high-tying 22 straight games from April 27-May 28 (also July 24-Aug. 16, 2020), slashing .359/.468/.692 (28-for-78) with 8 2B, 6 HR and 15 RBI during the run.
- Hit safely in a career-best 14 straight games from May 5-21, surpassing his previous high of 12 games from June 26-July 8, 2022...marked the longest streak by a Rays hitter in 2023.
- On May 9 at BAL, grounded into three double plays, tying the most in a game in Rays history (Ben Zobrist - Aug. 10, 2012 at MIN & Javier Valentín - June 17, 2003 at NYY-G1)...joined PHI Nick Castellanos as the only players in the majors with 3 GIDP in a game this season.
- On May 13 at NYY, hit his first career grand slam off Nestor Cortes, a 425-foot shot to the left field bleachers to put the Rays ahead, 5-0.
- Went 4-for-4 three times: June 25 vs. KC, Aug. 8 vs. STL and Sept. 11 at MIN...became the first player in franchise history to go 4-for-4 or better three times in a season.
- On Aug. 8 vs. STL, became the third player in Rays history to record 4+ hits on his birthday and the fifth to record a GW RBI on his birthday...became the first MLB hitter with 4+ hits and a GW RBI on his birthday since CLE José Ramírez on Sept. 27, 2020 at DET.
- Recorded a career-best six straight multi-hit games from Aug. 16-23...was the longest such



streak by a Ray since Asdrúbal Cabrera (6G: Aug. 2-8, 2015).

- ♦ On Sept. 9 vs. SEA, hit his first career walk-off home run off Tayler Saucedo, marking the seventh opposite-field, walk-off home run in Rays history.
- ♦ Went 7-for-9 (.778) over his final four games and 26-for-59 (.441) with a 1.270 OPS in his last 17 contests from Sept. 9 on.
- ♦ **ASG:** Earned his first career All-Star Game selection and started at first base...opened the scoring in the 2023 Midsummer Classic with a solo homer off PIT Mitch Keller in the 2nd inning...became the third Rays hitter to homer in an All-Star Game, joining Mike Zunino (2021) and Carl Crawford (2007).
- ♦ **POSTSEASON:** Went 1-for-8 in the Rays AL Wild Card Series vs. Texas, recording a lead-off single in Game 2.

CAREER HIGHLIGHTS

- ♦ Since 2020, his .392 OBP ranks fifth in the majors and second in the AL (min. 500PA) behind NYY Aaron Judge (.398).
- ♦ Entering the 2024 season, his .384 OBP is the highest mark in Rays history...he also ranks among the club's all-time leaders in slugging pct. (2nd, .484) and OPS (3rd, .832).
- ♦ In 2022, set then-career highs with 71 runs, 140 hits, 33 2B, 78 BB and an .824 OPS...appeared in 137 games and made 126 starts (97-3B, 15-1B, 14-DH).
- ♦ With 78 BB and 60 SO, was one of six players in the majors to qualify for leaderboards and finish with more walks than strikeouts, joining MIN Luis Arraez, HOU Alex Bregman, TOR Alejandro Kirk, CLE Steven Kwan and WSH/SD Juan Soto...became the first qualifier in Rays history to finish with more walks than strikeouts.
- ♦ Ranked fifth in the majors with a .401 OBP behind NYY Aaron Judge (.425), LAD Freddie Freeman (.407), HOU Yordan Alvarez (.406) and STL Paul Goldschmidt (.404)...tied for 11th in the majors and tied for fourth in the AL with 78 BB.
- ♦ Min. 100 AB, his .332 avg. on the road ranked second in the AL behind CWS José Abreu (.334).
- ♦ His .401 OBP ranked fourth for a single season in franchise history...his .421 OBP on the road ranked third in Rays history behind John Jaso (.425) in 2010 and José Canseco (.424) in 2000.
- ♦ Hit 26 2B in his last 74 games (68 starts), compared to 7 2B in his first 63 games (58 starts)... from June 26 through the end of the season, his

26 2B tied for third in the majors behind TOR Bo Bichette (28) and LAD Mookie Betts (27).

- ♦ Was on the COVID-19 Related IL on April 23 due to symptoms...only started two of the club's last 15 games due to left shoulder soreness.
- ♦ Won the club's Paul C. Smith Champion Award, as voted by the Tampa Bay Chapter of the BBWAA...the award is given to the player who best exemplifies the spirit of true professionalism on and off the field.
- ♦ In *Baseball America's* annual Best Tools survey of major league managers, coaches and executives, was ranked as having the AL's Best Strike-Zone Discipline.
- ♦ Made his fifth Opening Day roster, all starts (4-3B, 1-1B).
- ♦ On Aug. 9 at MIL, snapped a career-long 0-for-21 drought with a two-run homer in the 3rd inning.
- ♦ On Sept. 30 at HOU, returned to the starting lineup for the first time since Sept. 19 vs. HOU, going nine games in between starts due to left shoulder soreness...reached base in his first 4 PA, recorded a season-high-tying three hits and hit a two-run double off Framber Valdez in the 6th inning as the Rays clinched a Wild Card berth.
- ♦ **POSTSEASON:** Started both games of the AL Wild Card Series at CLE at third base...hit leadoff in both games and went a combined 0-for-10.
- ♦ On Jan. 31, 2023, signed a three-year, \$24 million contract through the 2025 season, including a club option for 2026.
- ♦ In 2021, recorded a career-high 64 RBI and his 13 HR were one shy of tying a career high from 2019...all 13 HR came in his last 80 games after going 54 games without one to begin the season.
- ♦ Hit .288/.367/.445 (55-for-191) vs. LHP and .273/.386/.400 (60-for-220) at Tropicana Field.
- ♦ On July 5 vs. CLE, recorded his first career walk-off RBI on a bases-loaded fielder's choice.
- ♦ **POSTSEASON:** Hit .200 (3-for-15) in four games (3GS)...delivered an RBI-single in the 1st inning of both Games 1 & 2 of the ALDS vs. BOS.
- ♦ In 2020, appeared in 34 games and made 30 starts (22-3B, 6-DH, 2-1B) before suffering a right hamstring strain on Aug. 31, ending his regular season...returned for the start of the postseason.
- ♦ At the time of his injury, ranked second in the AL with a .428 OBP and third with 23 BB...his 18 opposite-field hits through Aug. 31 tied for most in the majors.
- ♦ Hit .355/.444/.452 (33-for-93) with 3 2B, 2 HR and 11 RBI in August...min. 75 PA, led the AL in on-base pct. in August and ranked second in avg.



- Walked in each of his first seven games, passing Gabe Gross (5) in 2009 for the longest streak to start a season in club history...was the first in the majors to start a season in this fashion since CIN Jonny Gomes (8) and ATL Jason Heyward (8) in 2011.
- Reached base safely in his first 22 games, the second-longest streak to start a season in franchise history behind Rocco Baldelli (24) in 2003...hit .301 (22-for-73) during the streak.
- Hit 2 HR in a stretch of 3 AB after going 110 AB without one...both homers came in back-to-back games from Aug. 20-21 at NYY vs. TOR.
- On Aug. 24 vs. TOR, snapped a streak of reaching base in a club-record-tying 10 straight plate appearances...recorded 6 hits, including 2 HR, and 4 BB over that stretch.
- **POSTSEASON:** Hit .194/.383/.250 (7-for-36) in 13 games (11GS), with more walks (11) than strikeouts (10)...his only RBI was a 3rd-inning triple off Clayton Kershaw in Game 5 vs. LAD, the first World Series triple in Rays history.
- In Game 1 of the World Series at LAD, became the seventh first baseman in World Series history to start at leadoff, first since LAD David Freese in 2018 and PHI Pete Rose in 1980.
- In **2019**, limited to 79 games due to three stints on the injured list, the third of which cost him over two months...hit 14 HR in 347 PA for the Rays, compared to 1 HR in 299 PA over two seasons with Cleveland...became the 11th Cuban-born player in franchise history.
- Sustained a left foot contusion on July 22 vs. BOS when he fouled a ball off his foot with the Rays trailing 9-4 in the 9th inning...did not return until the final game of the regular season.
- While progressing back from his left foot injury, felt an increase of pain while taking ground balls prior to the game on Aug. 7...CT scan results revealed an uncommon hairline fracture of the navicular bone in his left foot.
- Sideline from May 20-June 1 with a left hand contusion and from June 17-26 with right hamstring discomfort.
- Hit .500 (8-for-16) with 1 2B, 2 HR and 3 BB leading off a game and .337 (28-for-83) with 5 HR and 10 RBI out of the leadoff spot in the order.
- On March 29 vs. HOU, hit his first homer as a Ray, a solo shot in the 6th inning off Gerrit Cole.
- On April 7 at SF, homered off Drew Pomeranz for the first leadoff homer of his career.
- On May 11 vs. NYY, hit a solo homer off CC Sabathia in the 3rd inning and a three-run

shot off Nestor Cortes Jr. in the 8th for the first multi-HR game of his career.

- On July 2 vs. BAL, pinch-ran and scored in the 6th inning and walked and scored in the 7th... became the second player in franchise history to score multiple runs without an official at-bat, joining Geoff Blum on Aug 29, 2004 at OAK.

CAREER HIGHS

HITS	RUNS
4, 8x, last 9/23/23 vs. TOR	4, 8/24/17 vs. BOS
HITTING STREAK	WALKS
14G, 5/3/23 - 5/21/23	3, 5x, last 9/5/23 vs. BOS
HOME RUNS	STRIKEOUTS
2, 5/11/19 vs. NYY	3, 8x, last 7/20/23 vs. BAL
RBI	STOLEN BASES
4, 4x, last 7/9/23 vs. ATL	1, 8x, last 9/7/22 vs. BOS

HOME RUN HIGHLIGHTS

LEADOFF (11)
9/23/23 vs. TOR (Hyun Jin Ryu); 9/2/23 at CLE (Logan Allen); 4/19/23 at CIN (Levi Stoudt); 4/13/23 vs. BOS (Corey Kluber); 8/26/22 at BOS (Michael Wacha); 8/18/22 vs. KC (Max Castillo); 5/14/22 vs. TOR (Hyun Jin Ryu); 5/2/22 at OAK (Daulton Jeffries); 9/16/21 vs. DET (Tyler Alexander); 4/27/19 at BOS (David Price); 4/7/19 at SF (Drew Pomeranz)
MULTI-HR GAMES (1)
2 - 5/11/19 vs. NYY
WALK-OFF (1)
9/9/23 vs. SEA (Taylor Saucedo)
GRAND SLAM (1)
5/13/23 at NYY (Nestor Cortes)

- On July 18 at NYY (G1), was the second of back-to-back homers with Austin Meadows to lead off the 1st inning...it was the second time in club history Rays hitters hit back-to-back homers to lead off a game, following June 15, 1998 vs. TOR (Quinton McCracken and Wade Boggs).
- **POSTSEASON:** Started at first base in the AL Wild Card Game at OAK and started the first three games of the ALDS against the Astros, one as the designated hitter and two at third base... was replaced in the 3rd inning of Game 3 due to injury (sore foot).
- Hit leadoff in the Wild Card Game and homered in the 1st and 3rd innings, becoming the fifth Ray with a multi-HR game in the postseason and the first to do it in a "winner take all" game.
- Was the 10th player in postseason history with a multi-HR effort in a "winner take all" game but only the second out of the leadoff spot, joining



BOS Johnny Damon in Game 7 of the 2004 ALCS...became the first leadoff hitter to homer in each of his first 2 AB of a postseason.

- According to Stats LLC, was the first position player to homer in the postseason after not having any hits after July in the regular season.
- In **2018**, appeared in 39 games and made 26 starts (15-DH, 6-1B, 5-3B) over two stints with Cleveland...was on the active roster from June 20-23 and Aug. 12 through season's end.
- In his season debut on July 20 at TEX, went 4-for-6 with 2 RBI in an 11-inning win...was the first Cleveland player with 4 hits in his season debut since David Dellucci in 2009.
- On Sept. 4 vs. KC, hit his first career home run, a solo shot off Jake Newberry...came in his 244th career plate appearance, snapping Cleveland's longest homerless drought to begin a major league career since John McDonald in 2002.
- Finished the season as the International League leader with a .409 OBP...ranked second with 70 BB and sixth with a .293 avg. ...at the time of his last recall, was leading the IL in walks and was tied for sixth with 24 2B.
- **POSTSEASON:** Was the starting designated hitter in Game 3 of the ALDS vs. HOU and doubled in the 2nd inning off Dallas Keuchel.
- In **2017**, was on the Cleveland roster for three stints: Opening Day-April 20, May 8-15 and Aug. 22 through season's end...was the first Cuban-born Cleveland player since Danys Báez in 2003.
- Was Cleveland's Opening Day third baseman in his major league debut...recorded his first career hit that night, a double off Yu Darvish.
- Was optioned to Triple-A Columbus after 15 games when Jason Kipnis returned from the injured list...named to the IL Postseason All-Star Team...at the time of his third recall, was leading the IL in avg. (.350) and on-base pct. (.454).
- Hit .458 (22-for-48) with 2 HR and 15 RBI in spring training to make the Opening Day roster.
- Played 11 games for the Leones del Caracas in the Venezuelan Winter League but was shut down on Nov. 26 with abdominal soreness.
- In **2016**, earned a May 12 promotion from Double-A Akron to Columbus and was named IL Rookie of the Year...led the league with a .399 OBP and ranked second with a .325 avg.

- Between the two levels, hit .318/.408/.446 (141-for-444) with 9 HR and 58 RBI...ranked third among Cleveland minor leaguers in avg.
- Played for the World Team in the Futures Game in July at Petco Park.
- Recorded a 28-game hitting streak from July 6-Aug 10, the IL's longest since 2007.
- Named to Cleveland's Organizational All-Star Team by MLB.com.
- Played 40 games for the Leones del Caracas in the Venezuelan Winter League...hit .371 (56-for-151) with 2 HR and 18 RBI.
- Ranked by *Baseball America* as the No. 11 prospect in the Cleveland system following the season...the publication also tabbed him as having the Best Strike-Zone Discipline in the organization...named to its Triple-A All-Star Team.
- In **2015**, named to the Eastern League Midseason and Postseason All-Star Teams...led the league with 78 BB and a .412 OBP and ranked third with 150 hits and a .315 avg.
- Was promoted to Columbus near the end of the regular season and helped them win the Governors' Cup.
- Between the two levels, his 153 hits were the most by a Cleveland minor leaguer since Jason Kipnis (159) in 2010.
- Named to Cleveland's Organizational All-Star Team by MLB.com.
- Played 18 games for the Scottsdale Scorpions in the Arizona Fall League.
- Ranked by *Baseball America* as the No. 15 prospect in the Cleveland system following the season.
- In **2014**, played with Class-A Carolina in his first professional season...ranked by *Baseball America* as the Best Defensive Third Baseman in the Carolina League in its Best Tools survey.

AMATEUR CAREER

- Played three seasons for Villa Clara in the Cuban National Series...defected from Cuba to the Dominican Republic and trained for scouts there before signing with Cleveland.
- His father, Jorge, played in the Rangers minor league system in 2000.



CAREER BATTING

YEAR	CLUB	AVG	G	AB	R	H	2B	3B	HR	RBI	SH	SF	HB	BB-I	SO	SB	CS	GDP	OBP	SLG
2008	Villa Clara (Cuba)	.500	5	4	1	2	0	0	0	1	1	0	0	2-0	1	0	0	0	.667	.500
2009	Villa Clara (Cuba)	.292	67	168	28	49	5	1	1	18	9	0	3	33-0	26	3	3	8	.417	.351
2010	Villa Clara (Cuba)	.254	59	142	32	36	5	0	2	22	4	1	5	30-0	27	7	2	5	.399	.331
2014	Carolina	.286	76	283	42	81	7	5	2	37	2	1	3	49-1	35	3	3	4	.396	.367
2015	Akron	.315	132	476	61	150	13	5	7	55	3	4	3	78-0	65	8	7	15	.412	.408
	Columbus	.158	4	19	1	3	2	0	0	1	0	0	0	0-0	5	0	0	0	.158	.263
2016	Akron	.286	26	84	13	24	0	1	2	14	0	1	1	24-0	16	6	2	0	.445	.381
	Columbus	.325	95	360	53	117	22	3	7	44	2	6	1	47-1	70	5	1	7	.399	.461
2017	Cleveland	.263	49	156	25	41	8	1	0	13	0	1	1	21-0	35	2	0	5	.352	.327
	Columbus	.350	85	309	56	108	17	1	5	33	2	2	1	60-1	56	1	2	11	.454	.460
2018	Columbus	.293	98	348	53	102	24	0	3	40	1	5	2	70-3	75	2	3	8	.409	.388
	Cleveland	.312	39	109	15	34	5	2	1	15	0	0	0	11-1	19	0	0	6	.375	.422
2019	Tampa Bay	.267	79	307	53	82	20	1	14	38	0	4	1	35-1	61	2	2	9	.340	.476
2020	Tampa Bay	.307	34	114	16	35	3	0	2	11	0	0	1	23-1	17	0	0	6	.428	.386
2021	Tampa Bay	.256	134	465	62	119	20	1	13	64	0	4	3	69-4	85	1	1	11	.353	.387
2022	Tampa Bay	.296	137	473	71	140	33	0	9	57	0	1	6	78-2	60	3	3	10	.401	.423
2023	Tampa Bay	.330	137	525	95	173	35	0	22	78	0	2	8	65-0	94	0	1	16	.410	.522
Minor League Totals		.311	516	1879	279	585	85	15	26	224	10	19	11	328-6	322	25	18	45	.413	.414
Major League Totals		.290	609	2149	337	624	124	5	61	276	0	12	20	302-9	371	8	7	63	.381	.438
Cuban National Series		.277	131	314	61	87	10	1	3	41	14	1	8	65-0	54	10	5	10	.412	.344

1: Signed by Cleveland as a free agent, September 20, 2013...signed by Ramón Peña. **2:** Acquired by the Tampa Bay Rays along with RHP Cole Sulser from Cleveland as part of a three-team trade, December 13, 2018. Tampa Bay sent 1B Jake Bauers to Cleveland and cash considerations to the Seattle Mariners.

POSTSEASON BATTING

YEAR	SERIES	CLUB	AVG	G	AB	R	H	2B	3B	HR	RBI	SH	SF	HB	BB-I	SO	SB	CS	GDP	OBP	SLG
2018	ALDS	CLE vs. HOU	.333	1	3	0	1	1	0	0	0	0	0	0	0-0	1	0	0	0	.333	.667
2019	ALWC	TB vs. OAK	.750	1	4	2	3	0	0	2	2	0	0	0	0-0	0	0	0	0	.750	2.250
	ALDS	TB vs. HOU	.000	3	9	0	0	0	0	0	0	0	0	0	0-0	4	0	0	0	.000	.000
2020	ALWC	TB vs. TOR	.000	1	2	1	0	0	0	0	0	0	0	0	2-0	1	0	0	0	.500	.000
	ALDS	TB vs. NYY	.111	3	9	0	1	0	0	0	0	0	0	0	4-0	2	0	0	0	.385	.111
	ALCS	TB vs. HOU	.154	4	13	1	2	0	0	0	0	0	0	0	3-0	4	0	0	0	.313	.154
	WS	TB vs. LAD	.333	5	12	1	4	0	1	0	1	0	0	0	2-0	3	0	0	0	.429	.500
2021	ALDS	TB vs. BOS	.200	4	15	1	3	0	0	0	2	0	0	0	1-0	2	0	0	0	.250	.200
2022	ALWC	TB vs. CLE	.000	2	10	0	0	0	0	0	0	0	0	0	0-0	4	0	0	0	.000	.000
2023	ALWC	TB vs. TEX	.125	2	8	0	1	0	0	0	0	0	0	0	0-0	1	0	0	0	.125	.125
Postseason Totals			.176	26	85	6	15	1	1	2	5	0	0	0	12-0	22	0	0	0	.278	.282

ALL-STAR GAME BATTING

YEAR	CLUB	AVG	G	AB	R	H	2B	3B	HR	RBI	SH	SF	HB	BB-I	SO	SB	CS	GDP	OBP	SLG
2023	AL, Seattle	.500	1	2	1	1	0	0	1	1	0	0	0	0-0	0	0	0	0	.500	2.000



CAREER FIELDING

YEAR	POSITION	PCT	G	PO	A	E	TC	DP
2017	Third Base	.972	40	19	50	2	71	8
	Left Field	.667	3	2	0	1	3	0
2018	First Base	1.000	9	51	7	0	58	1
	Third Base	.909	9	0	10	1	11	1
2019	Third Base	.962	50	21	79	4	104	7
	First Base	.993	22	136	5	1	142	17
2020	Third Base	.981	25	12	41	1	54	4
	First Base	1.000	2	9	0	0	9	0
2021	First Base	.996	81	509	31	2	542	51
	Third Base	.983	58	35	84	2	121	12
	Second Base	-	1	0	0	0	0	0
2022	Third Base	.978	102	63	163	5	231	18
	First Base	.992	17	121	8	1	130	11
2023	First Base	.996	118	868	69	4	941	70
	Third Base	1.000	6	2	3	0	5	0
Totals	Third Base	.975	290	152	430	15	597	50
	First Base	.996	249	1695	120	8	1823	150
	Left Field	.667	3	2	0	1	3	0
	Second Base	-000	1	0	0	0	0	0

LEFT-RIGHT BREAKDOWN

	2023					CAREER				
	AVG	AB	H	HR	RBI	AVG	AB	H	HR	RBI
vs. Left	.355	121	43	10	32	.305	676	206	26	103
vs. Right	.322	404	130	12	46	.284	1473	418	35	173



WILL VRAGOVIC / TAMPA BAY RAYS



24

RIGHT-HANDED PITCHER

ZACH EFLIN

Zachary Adams Eflin

BATS RIGHT

THROWS RIGHT

HEIGHT 6'6"

WEIGHT 220

OPENING DAY AGE 29

MAJOR LEAGUE SERVICE 7 years, 18 days

BORN 4/8/94 in Orlando, FL

RESIDES Oviedo, FL

CONTRACT STATUS Signed a three-year contract through 2025, 12/13/22

SIGNING SCOUT Willie Bosque (Padres)

ACQUIRED Signed as a free agent, 12/13/22

ORGANIZATION
COACHES & STAFF
40-MAN ROSTER
Zach Eflin

NON-ROSTER INVITES

RECORDS & HISTORY

OPPONENTS

MINOR LEAGUE OPERATIONS

BROADCAST INFORMATION

TROPICANA FIELD & MISC.

X-RAY REPORT

- Zach is a man of nature and can be seen on his Instagram around the Central Florida area showcasing his skills on the water as a fisherman...he also enjoys golf and playing guitar.
- He and his wife, Lauren, have three daughters: Ashton (3) and twins Austen and Hallie (born in April 2023)...along with their growing family, the Eflins have a chocolate lab named Moose.
- Zach has a special relationship with his father, Larry, who he has referred to as "the rock of our family"...after the Eflins lost Zach's older sister, Ashley, to leukemia, Larry kept the family close...he still texts his father before each of his starts and typically calls him the day after he pitches.
- Leading up to the 2012 First-Year Player Draft, Zach worked out at Tropicana Field and thought there was a good chance he'd be selected by the Rays...he said he was "a little heartbroken" when the Rays decided on Richie Shaffer with the No. 25 pick...after he signed with the Rays over the offseason, Baseball Operations President Erik Neander joked his \$40 million contract is "better than the signing bonus [would have been]."
- Zach remains close with several of his former Phillies teammates...he and J.T. Realmuto, Aaron Nola and Zack Wheeler took their families on a group trip to Disney World over the offseason.

2023 SEASON

- Made a team-leading and career-high 31 starts in his first season with the Rays, setting career bests in wins (16), innings pitched (177.2) and strikeouts (186) while posting the lowest ERA (3.50) and WHIP (1.02) of his career...was the only Rays pitcher to qualify for the ERA title.

- Spent time on the 15-day IL from April 11-23 (retro to April 8) with low back tightness...was on the active roster for the remainder of the season.
- Won the club's Paul C. Smith Champion Award, as voted by the Tampa Bay Chapter of the BBWAA...the award is given to the player who best exemplifies the spirit of true professionalism on and off the field.
- Finished sixth in AL Cy Young voting, earning a trio of top-three votes.
- Collected 16 wins, tying TOR Chris Bassitt for the most in the AL...became the third Rays pitcher to lead the AL (or tie) in wins, joining Blake Snell (21, 2018) and David Price (20, 2012 - T1st)...the 16 wins tied for fifth most in Rays history.
- The Rays went 23-8 (.742) in his starts, tied with David Price's 2014 season (23-8) for the best team winning percentage in a qualified pitcher's starts in Rays history.
- His 177.2 innings were the most by a Rays pitcher since Charlie Morton in 2019 (194.2)...joined Corey Kluber in 2022 (31GS) as the only Rays to make 30+ starts in a season since 2020.
- His 1.02 WHIP ranked second in the AL behind NYY Gerrit Cole (0.98) and signaled the third-lowest mark by a Rays pitcher behind Shane Bieber (0.93) in 2022 and Blake Snell (0.97) in 2018.
- Also ranked among AL leaders in opp. on-base pct. (2nd, .259), opp. OPS (4th, .642), opp. slugging pct. (5th, .379), HR per 9.0 IP (6th, 0.96), ERA (8th), strikeouts (T10th) and bWAR (T10th, 3.5).
- Recorded a career-low 3.4 pct. walk rate, second lowest in MLB behind SEA George Kirby (2.5%) and third lowest by a Rays pitcher in franchise history behind Corey Kluber (3.0%) in 2022 and David Price (3.3%) in 2014...has produced the



lowest walk rate in the majors since 2020 at 4.1 pct. (min. 1,500BF).

- ◆ His 7.75 SO/BB ratio ranked second in the majors and was the second-best mark by a Rays pitcher behind David Price's 2014 campaign (8.22)...was the fifth pitcher in MLB history with 175+ SO and 25 walks or fewer in a season, last done by MIN Phil Hughes in 2014.
- ◆ Did not allow 10+ hits or 3+ walks in any of his 31 starts...per OptaStats, it marked the most such starts in a season without recording either of those statistics in the modern era (since 1900)...the next closest pitcher is CLE Josh Tomlin in 2016 (29).
- ◆ His career-best 26.5 pct. strikeout rate ranked sixth in the AL and was the ninth-best mark in franchise history.
- ◆ Averaged a majors-low 14.5 pitches per inning, tied for second fewest in club history behind James Shields in 2011 (14.3).
- ◆ Held opponents to an average exit velocity of 87.5 mph, tied for the fourth-best mark in the AL behind LAA Shohei Ohtani (86.4), LAA Tyler Anderson (87.0) and MIN Pablo López (87.1)...generated a 34.0 pct. chase rate, second highest in the AL behind López (34.3%).
- ◆ Threw a career-high 68.9 pct. of his pitches for strikes, the second-highest mark in the majors behind MIA Sandy Alcantara (70.1%)...signaled the third-highest percentage in Rays history, trailing David Price (70.1%) in 2014 and Corey Kluber (69.5%) in 2022.
- ◆ Opponents batted .182 (31-for-170) with 64 SO and a 34.9 pct. whiff rate against his curveball...min. 200 pitches swung at, it marked the sixth-highest whiff rate on any AL pitcher's curveball.
- ◆ In *Baseball America's* annual Best Tools survey of major league managers, coaches and executives, finished as runner-up to SEA George Kirby for having the Best Control in the AL.
- ◆ Went 11-4 with a 3.30 ERA (103.2IP, 38ER) in 18 starts at Tropicana Field...the 11 home wins led the AL and set a club record...became the first pitcher to earn a win in each of his first eight home starts of a season since STL Adam Wainwright in 2010 (10GS)...since 1901, only 11 pitchers have recorded longer such streaks to open a season, led by Lefty Grove (14GS) in 1931.
- ◆ Has issued two or fewer walks in each of his last 34 starts dating back to June 14, 2020 with PHI, the longest active streak in the majors...has turned the trick in 68 of his last 69 starts overall since Aug. 29, 2020.

- ◆ Made his fifth consecutive Opening Day roster, four of which came with the Phillies.
- ◆ Became the eighth pitcher since 1901 to earn a win in each of his first eight home starts with a new club, including the first since CHC Rick Sutcliffe (8GS) from June 24–Sept. 14, 1984.
- ◆ Went 10-1 with a 2.10 ERA (68.2IP, 16) in his first 11 home starts with the Rays, the lowest mark in such a span in club history, ahead of Matt Garza's 2.47 in 2008...in his final seven starts at Tropicana Field, went 1-3 with a 5.66 ERA (35.0IP, 222ER).

“ “
In an era of power and velocity, he's an artist. The command is top shelf.

PRESIDENT, BASEBALL OPERATIONS ERIK NEANDER

- ” ”
- ◆ On May 4 vs. PIT, struck out 10 over 7.0 innings of work...it marked his third career 10+ SO game and his first outing with 10+ SO and no walks...became the first Rays pitcher to allow three or fewer baserunners with 10+ SO over 7.0+ scoreless innings since Tyler Glasnow on April 12, 2021 vs. TEX.
 - ◆ From June 23–July 21, did not issue a walk to 122 consecutive right-handed batters, the third-longest streak in Rays history.
 - ◆ Walked one or zero batters in a career-best 13 straight starts, June 28–Sept. 5...excluding openers, it tied the second-longest streak in Rays history behind Corey Kluber (16GS, 7/6/22-10/2/22).
 - ◆ On July 4 vs. PHI, started against his former club for the first time and recorded 9 SO over 7.0 IP, but shouldered his first home loss of the season.
 - ◆ On Aug. 13 at CLE, allowed a season-high six runs on a season-high-tying nine hits (2x) in a 9-2 loss...it marked his first career start against the Guardians, giving him at least one appearance against all 30 major league teams.
 - ◆ On Aug. 25 vs. NYY, tallied a season-high 11 SO on a season-high 103 pitches, but took the loss in a 6-2 setback...it marked his fourth career 10+ SO game...his 17 whiffs in the outing also matched a season best, joining his July 4 start vs. PHI.
 - ◆ On Sept. 10 vs. SEA, earned his 11th home victory of the season, setting a new club record while helping the Rays to a four-game series victory over the Mariners.
 - ◆ On Sept. 15 at BAL, carried a no-hitter through five innings before allowing a solo homer to



Heston Kjerstad to lead off the 6th frame...paired with a 1st-inning error, he allowed only two baserunners on the evening...the win gave the Rays a share of first place in the AL East for the first time since July 21.

- ◆ Allowed three runs or fewer in each of his final eight starts, the longest streak of his career...tied the third-longest season-ending streak by a Rays starter (excluding openers), trailing Blake Snell (16GS) in 2018 and Drew Rasmussen (10GS) in 2021...went 2-3 with a 5.10 ERA (30.OIP, 17ER) in his first six starts following the All-Star break and 4-1 with a 2.98 ERA (45.1IP, 15ER) in his final eight outings.
- ◆ Went 4-0 with a 1.48 ERA (30.1IP, 5ER) while holding opponents to a .162/.170/.276 (17-for-105) line in his final five road starts from Aug. 1-Sept. 26...entered that stretch having gone 1-4 with a 5.36 ERA (43.2IP, 26ER) and .275/.313/.444 (47-for-171) opponent slash line in his first eight starts as a visitor to open the season.
- ◆ **POSTSEASON:** Started Game 2 of the Rays AL Wild Card Series vs. Texas, his first career postseason start...opened the game with three scoreless frames before allowing a 4th-inning solo homer to Adolis García, snapping his postseason scoreless inning streak at 10.2...yielded a total of 5 ER over his final two innings of work.

CAREER HIGHLIGHTS

- ◆ Began the **2022** season in the Phillies rotation, making 13 starts before a right knee bruise sidelined him from June 26-Sept. 12...made seven relief appearances after being reinstated...also missed time while on the COVID-19 Related IL from May 8-16.
- ◆ Limited opponents to an avg. exit velocity of 85.3 mph, third-lowest in the NL (min. 200 batted balls) behind SF Tyler Rogers (84.2) and LAD Tyler Anderson (85.0).
- ◆ Made his fourth consecutive Opening Day roster, all with the Phillies.
- ◆ Issued 2 BB (or fewer) in 33 straight starts from Aug. 29, 2020-June 3, 2022...marked the third-longest streak by a Phillie since 1901 behind Robin Roberts (36) in 1960-61 and Roy Halladay (35) in 2010-11.
- ◆ On May 22 vs. LAD, recorded a career-high 12 SO in 7.0 IP, allowing four hits and two runs...marked the second time in his career he reached double digits, following Aug. 12, 2020 vs. BAL (10).
- ◆ On Oct. 3 at HOU, pitched a perfect 9th inning to finish a 3-0 win and recorded his first career save

as the Phillies clinched a Wild Card berth...was the third pitcher since saves became an official stat (1969) to record his first career save on the day his team clinched a postseason berth, joining LAD Orel Hershiser on Sept. 30, 1983 vs. SF and BAL Dave Leonhard on Sept. 13, 1969 vs. CLE.

- ◆ **POSTSEASON:** Pitched in the postseason for the first time and went 0-0 with a 3.38 ERA (10.2IP, 4ER) in 10 relief appearances as the Phillies advanced to the World Series...made seven straight scoreless apps spanning 7.2 IP to end the postseason.
- ◆ In Game 2 of the NL Wild Card Series at STL, recorded his first career postseason save...pitched a scoreless 9th inning in a 2-0 win.
- ◆ Had four scoreless outings in the World Series against the Astros, yielding four hits in 4.1 IP.
- ◆ Signed a three-year, \$40 million deal with the Rays on Dec. 13...the contract marked the largest by total value in franchise history for a free agent, passing a five-year, \$35 million deal with Wilson Álvarez prior to the 1998 season.
- ◆ In **2021**, all but one of his 18 starts came before the All-Star break...was on the 10-day IL from July 17-Aug. 25 with right patella tendinitis and COVID-19 Related IL from Aug. 27-Sept. 7...reinstated on Sept. 8 and placed on the 60-day IL to recover from right patellar tendon surgery.
- ◆ Min. 100 IP, led the majors with a 3.6 pct. walk rate and 1.36 BB/9 IP ratio...ranked fourth in the majors with a 6.19 SO/BB ratio.
- ◆ Went 6.0+ IP and yielded two runs or fewer in each of his first seven home starts...tied Woodie Fryman in 1968 for the longest such streak by a Phillie to start a season since 1901.
- ◆ In **2020**, made 11 appearances (10GS) in the shortened season...his only relief appearance came in the season finale when the Phillies were eliminated from postseason contention with a 5-0 loss.
- ◆ Ranked 12th in the NL with a 10.68 SO/9 IP ratio (min. 50 IP).
- ◆ Made three straight starts in doubleheaders from Sept. 8-18, becoming the first Phillie to do so since Ed Farmer from June 21-July 2, 1983.
- ◆ On Sept. 18 vs. TOR (G1), pitched his third career shutout and recorded 9 SO in the 7-inning win.
- ◆ In **2019**, his 28 starts, 163.1 IP and 129 SO set then-career highs...his 13 losses ranked fourth in the NL and 28 HR allowed tied for eighth in the NL.
- ◆ Made his first career Opening Day roster.
- ◆ Won three straight starts from April 28-May 11, pitching to a 0.72 ERA (25.OIP, 2ER) with 2 CG



over that stretch...on May 11 at KC, his second career shutout marked the first by a Phillie since Jeremy Hellickson on Sept. 17, 2016 vs. MIA.

- ◆ In **2018**, recorded a career-high 11 wins despite starting the season with Triple-A Lehigh Valley...made his season debut on May 1 and stayed in the majors for the rest of the season.
- ◆ On May 1 at MIA, his perfect game bid ended on a Miguel Rojas double to start the 6th inning.
- ◆ On May 25 vs. TOR, hit a solo shot off Sam Gaviglio in the 3rd inning for his first homer.
- ◆ Won six straight starts from June 5–July 3... went 5-0 with a 1.76 ERA (30.2IP, 6ER) in June and became the first Phillie with 5+ wins in a calendar month since Cole Hamels (5) in May 2012...ranked among NL leaders in June in wins (T1st), ERA (3rd) and WHIP (8th, 0.98).
- ◆ In **2017**, was on the Phillies active roster from April 18–May 28 and Aug. 8-18...began the season on the 10-day IL while recovering from offseason surgery on both knees...placed on the injured list (right shoulder strain) on Aug. 22, retroactive to Aug. 19, and missed the remainder of the season...was on Lehigh Valley's 7-day IL from June 3–July 8 with a right elbow strain.
- ◆ Including rehab assignments, went 2-4 with a 3.74 ERA (55.1IP, 23ER) in 11 games (10GS) between Class-A Clearwater, Lehigh Valley and the GCL Phillies.
- ◆ In **2016**, selected on June 14 and spent the rest of the season with the Phillies, his first career major league action...placed on the 15-day IL (patellar tendinopathy) on Aug. 9 and missed the rest of the season...underwent surgery on his right knee on Aug. 19 and left knee on Sept. 30.
- ◆ On June 14 at TOR, suffered the loss in his major league debut and yielded nine runs (8 ER) in 2.2 IP...allowed a solo homer to Kevin Pillar in the 2nd inning, a two-run homer to Ezequiel Carrera and a grand slam to Josh Donaldson in the 3rd... marked the second time a pitcher making his major league debut allowed a grand slam to a reigning MVP, joining STL Walter Brown on May 16, 1947 at BOS (Ted Williams)...became the first Phillies starting pitcher to make his major league debut outside of the United States since David Coggin on June 23, 2000 at MTL.
- ◆ On July 5 vs. ATL, became the first Phillie to pitch a complete game for his first career win since Carlton Loewer on June 14, 1998 vs. CHC...his only run allowed was a solo homer by Ender Inciarte in the 7th inning.

- ◆ Spent the **2015** season with Double-A Reading and made the Eastern League Midseason All-Star Team...finished ninth with a 1.21 WHIP.
- ◆ Opened the season with three consecutive scoreless starts totaling 15.2IP.
- ◆ From July 10-19, pitched for Team USA at the Pan American Games in Toronto...helped Team USA win a silver medal.
- ◆ Ranked by *Baseball America* as the No. 13 prospect in the Phillies system following the season.
- ◆ In **2014**, spent the season with Class-A Lake Elsinore in the Padres organization.
- ◆ Ranked third in the California League with a 3.80 ERA and seventh with a 1.32 WHIP...tied for sixth in the league with 10 wins, which tied for second among Padres minor leaguers.
- ◆ Placed on the 7-day IL (left ankle sprain) on Aug. 10, ending his season.
- ◆ Traded to the Dodgers on Dec. 18 as part of the package for Matt Kemp...the next day, traded from the Dodgers to the Phillies for Jimmy Rollins and cash considerations.
- ◆ Prior to the trades, ranked by *Baseball America* as the No. 9 prospect in the Padres system...the publication also tabbed him as having the Best Changeup in the organization.
- ◆ In **2013**, made 22 starts for Class-A Fort Wayne and led the Midwest League with a 2.73 ERA.
- ◆ Allowed 2 ER (or fewer) in 19 straight starts to end the season, going 7-4 with a 2.18 ERA (107.1IP, 26ER) from April 28 through season's end.
- ◆ Ranked by *Baseball America* as the No. 14 prospect in the Padres system following the season.
- ◆ In **2012**, made 4 appearances (3GS) in the Arizona League but did not pitch after July 14 after contracting mononucleosis.

AMATEUR CAREER

- ◆ Selected by the Padres in the first round (33rd overall) of the 2012 First-Year Player Draft out of Paul J. Hagerty (Fla.) High School...as a high school senior, missed the month of April due to triceps tendinitis but an MRI came back negative.
- ◆ Committed to the University of Central Florida before signing with the Padres.



CAREER HIGHS

COMPLETE GAMES (5)

7/5/16 vs. ATL
7/22/16 at PIT - 3-hit shutout
4/28/19 vs. MIA
5/11/19 at KC - 4-hit shutout
9/18/20 vs. TOR - 7 IP shutout

LONGEST RELIEF OUTING

2.2, 9/27/20 at TB

STRIKEOUTS

12, 5/22/22 vs. LAD

WALKS

4, 5x, last 9/23/19 at WSH

HR ALLOWED

4, 2x, last 6/20/21 at SF

RUNS ALLOWED

10, 7/27/19 at ATL

HITS ALLOWED

11, 2x, last 6/24/19 vs. NYM

WIN STREAK

6G, 6/5/18 - 7/3/18

LOSS STREAK

5G, 2x, last 5/13/21 - 6/20/21

CAREER PITCHING

YEAR	CLUB	W	L	ERA	G	GS	CG	SHO	SV	IP	H	R	ER	HR	HB	BB-I	SO	WP	BK
2012	AZL Padres	0	1	7.71	4	3	0	0	0	7.0	9	6	6	0	0	3-0	4	0	0
2013	Fort Wayne	7	6	2.73	22	22	0	0	0	118.2	110	53	36	7	4	31-2	86	7	0
2014	Lake Elsinore	10	7	3.80	24	24	0	0	0	128.0	138	56	54	9	4	31-0	93	3	0
2015	Reading	8	6	3.69	23	23	0	0	0	131.2	136	63	54	12	4	23-2	68	3	0
2016	Lehigh Valley	5	2	2.90	11	11	0	0	0	68.1	49	24	22	2	3	11-0	55	4	0
	Philadelphia	3	5	5.54	11	11	2	1	0	63.1	67	42	39	12	1	17-1	31	1	0
2017	Cleanwater	1	0	0.00	1	1	0	0	0	5.0	1	0	0	0	0	0-0	6	0	0
	Lehigh Valley	1	4	4.57	8	7	0	0	0	43.1	48	22	22	3	4	15-0	38	3	0
	Philadelphia	1	5	6.16	11	11	0	0	0	64.1	79	45	44	16	5	12-0	35	2	0
	GCL Phillies 1	0	0	1.29	2	2	0	0	0	7.0	5	1	1	0	1	0-0	6	0	0
2018	Lehigh Valley	2	2	4.05	4	4	0	0	0	20.0	20	10	9	0	2	5-0	15	2	0
	Philadelphia	11	8	4.36	24	24	0	0	0	128.0	130	69	62	16	3	37-4	123	4	0
2019	Philadelphia	10	13	4.13	32	28	2	1	0	163.1	172	88	75	28	6	48-5	129	1	0
2020	Philadelphia	4	2	3.97	11	10	1	1	0	59.0	60	28	26	8	1	15-0	70	1	0
2021	Philadelphia	4	7	4.17	18	18	0	0	0	105.2	116	52	49	15	3	16-2	99	2	0
	Reading	0	0	0.00	1	1	0	0	0	2.1	1	0	0	0	0	0-0	3	0	0
2022	Philadelphia	3	5	4.04	20	13	0	0	1	75.2	70	38	34	8	5	15-1	65	0	0
	Lehigh Valley	0	0	4.50	1	1	0	0	0	2.0	1	1	1	1	0	0-0	3	0	0
2023	Tampa Bay	16	8	3.50	31	31	0	0	0	177.2	158	69	69	19	3	24-1	186	0	0
	Minor League Totals	34	28	3.46	101	99	0	0	0	533.1	518	236	205	34	22	119-4	377	22	0
	Major League Totals	52	53	4.28	158	146	5	3	1	837.0	852	431	398	122	27	184-14	738	11	0

1: Selected by the San Diego Padres in the first round (33rd overall) of the 2012 Amateur Draft... signed by Willie Bosque. 2: Acquired by the Los Angeles Dodgers along with C/1B Yasmani Grandal and RH Joe Wieland from San Diego in exchange for C Tim Federowicz, OF Matt Kemp and cash considerations, December 18, 2014. 3: Acquired by the Philadelphia Phillies along with LH Tom Windle from Chicago in exchange for SS Jimmy Rollins and cash considerations, December 19, 2014. 4: Signed by the Tampa Bay Rays as a free agent, December 13, 2022.

POSTSEASON PITCHING

YEAR	SERIES	CLUB	W	L	ERA	G	GS	CG	SHO	SV	IP	H	R	ER	HR	HB	BB-I	SO	WP	BK
2022	NLWC	PHI vs. STL	0	0	4.50	2	0	0	0	1	2.0	4	1	1	0	0	1-0	1	0	0
	NLDS	PHI vs. ATL	0	0	11.57	2	0	0	0	0	2.1	3	3	3	1	0	0-0	4	0	0
	NLCS	PHI vs. SD	0	0	0.00	2	0	0	0	0	2.0	2	0	0	0	0	0-0	1	0	0
	WS	PHI vs. HOU	0	0	0.00	4	0	0	0	0	4.1	4	0	0	0	0	1-0	6	0	0
2023	ALWC	TB vs. TEX	0	1	9.00	1	1	0	0	0	5.0	9	5	5	2	0	2-1	3	0	0
	Postseason Totals		0	1	5.17	11	1	0	0	1	15.2	22	9	9	3	0	4-1	15	0	0



CAREER FIELDING

YEAR	POSITION	PCT	G	PO	A	E	TC	DP
2016	Pitcher	.818	11	1	8	2	11	0
2017	Pitcher	.947	11	5	13	1	19	1
2018	Pitcher	.931	24	7	20	2	29	1
2019	Pitcher	.971	32	13	20	1	34	2
2020	Pitcher	1.000	11	1	9	0	10	0
2021	Pitcher	.958	18	7	16	1	24	4
2022	Pitcher	1.000	20	3	13	0	16	1
2023	Pitcher	1.000	31	13	14	0	27	3
Totals		.959	158	50	113	7	170	12

CAREER BATTING

YEAR	CLUB	AVG	AB	R	H	2B	3B	HR	RBI	SH	SF	HB	BB-I	SO	SB	CS	GDP	OBP	SLG
2016	Philadelphia	.261	23	2	6	2	0	0	0	0	0	0	0-0	8	0	0	2	.261	.348
2017	Philadelphia	.143	21	1	3	0	0	0	2	1	0	0	0-0	13	0	0	0	.143	.143
2018	Philadelphia	.091	44	3	4	0	0	1	1	6	0	0	0-0	31	0	0	0	.091	.159
2019	Philadelphia	.160	50	3	8	1	0	0	2	2	0	0	0-0	27	0	0	0	.160	.180
2021	Philadelphia	.000	29	1	0	0	0	0	1	6	0	1	1-0	15	0	0	0	.065	.000
Major League Totals		.126	167	10	21	3	0	1	6	15	0	1	1-0	94	0	0	2	.136	.162

LEFT-RIGHT BREAKDOWN

	2023				CAREER			
	AVG	AB	H	HR	AVG	AB	H	HR
vs. Left	.210	328	69	9	.265	1542	408	73
vs. Right	.259	343	89	10	.259	1714	444	49



DAVIDA FRANKLIN / TAMPA BAY RAYS



29

RIGHT-HANDED PITCHER

PETE FAIRBANKS

Peter Anderson Fairbanks

BATS **RIGHT**THROWS **RIGHT**HEIGHT **6'6"**WEIGHT **240**OPENING DAY AGE **30**MAJOR LEAGUE SERVICE **4 years, 57 days**BORN **12/16/93 in Milwaukee, WI**RESIDES **St. Louis, MO**CONTRACT STATUS **Signed a three-year contract through 2025 plus one club option, 1/27/23**SIGNING SCOUT **Dustin Smith (Rangers)**ACQUIRED **From the Texas Rangers in exchange for INF Nick Solak, 7/13/19**

X-RAY REPORT

- Pete studied mechanical engineering at Mizzou and scored 34 out of a possible 36 points on his ACT...had baseball not worked out, he had hoped to work for Boeing designing military aircraft.
- He and his wife, Lydia, have a son, Isak, and daughter, Lotte...the two met in an acting class at Mizzou...Lydia played volleyball for the Tigers.
- His father, Shane, played baseball at Mizzou and then for one season in the minor leagues (1983)...both of his grandparents on his mom's side attended Mizzou and his two uncles and maternal grandfather all played football there.
- Pete enjoys building LEGO sets, especially Star Wars-themed sets...one of his offseason projects involved building a Saturn V rocket ship based on the manned Apollo missions...he often showcases his upcoming LEGO builds via Instagram stories.
- Pete is an avid comic book reader and also collects Pokémon cards...one of his favorite activities during road trips is seeking out local comic book and collectable shops.
- During the Rays historic 13-game winning streak to open the 2023 season, Pete earned the nickname "Rarebanks" from his fellow relievers due to how infrequently he pitched as the Rays continued to collect blowout wins...Pitching Coach Kyle Snyder said the nickname is fitting for Pete because of his uncommon pitch mix, calling it "as unique an arsenal as there's probably been in the last 10 years."

2023 SEASON

- Set career highs in appearances (49), innings pitched (45.1), strikeouts (68) and saves (25) in his

fifth season with the Rays...had two stints on the 15-day IL due to right forearm inflammation (May 3-15) and left hip inflammation (May 29-June 15).

- Min 40.0 IP, ranked among AL leaders in opp. average (2nd, .164), opp. slugging pct. (2nd, .233), opp. OPS (2nd, .506), hits per 9.0 IP (2nd, 5.16) and SO/9.0 IP (4th, 13.50).
- His 25 saves were the most by a Rays pitcher since Sergio Romo in 2018 (25) and were ninth most in the AL.
- From July 25, 2022–April 28, 2023, compiled a 29.2 scoreless inning streak, the longest in Rays history, surpassing J.P. Howell's 27.1-inning run (6/14/12–8/30/12).
- Limited right-handed batters to a .151 (10-for-83) average...min. 75 AB, it was the second-lowest mark in the AL and third lowest in Rays history...did not allow a hit to a RHB in 10 appearances from May 19–July 6 (0-for-19).
- Held opponents to a 13-for-86 (.151) average on his four-seam fastball, second lowest on any pitcher's four-seamer (min. 75AB) behind MIL Colin Rea (.135)...his 98.9 mph average on the offering was seventh fastest among AL hurlers (min. 300 fastballs thrown).
- Did not allow an extra-base hit on his slider for the second straight season...his last XBH allowed on the pitch came on Sept. 10, 2021 vs. DET (Niko Goodrum, GR 2B).
- Struck out the side in eight individual innings, most among Rays relievers.
- Made his third Opening Day roster, all with the Rays (2021, 2020).
- Converted a career-high 15 consecutive save opportunities from May 19–Aug. 30...marked the



longest streak by a Ray since Alex Colomé (15SV) from July 30–Sept. 12, 2017.

- ◆ On July 17 at TEX, allowed the game-winning run to cross home plate on a wild pitch in the 9th inning, marking the fourth time in club history the Rays lost on a walk-off wild pitch...the last occurrence came on Aug. 26, 2009 at TOR (J.P. Howell).

“
It’s unbelievable...if we get to the ninth inning, we have the opportunity to win just about every game when he takes the mound.
”

RAYS PITCHER DREW RASMUSSEN
Tampa Bay Times

- ◆ From July 25–Sept. 2, recorded at least one strikeout in 14 straight outings, the second-longest single-season streak of his career (16G, 7/25/20-8/31/20).
- ◆ Earned a win in back-to-back outings for the first time in his career from Aug. 18-23, recording scoreless appearances at LAA/vs. COL.
- ◆ On Sept. 17 at BAL, threw a career-high-tying 2.0 IP, but was charged with a blown save after allowing a game-tying double to Adam Frazier...recorded a career-high 4 SO on a career-high 39 pitches (30 strikes)...it marked his only multi-inning outing of the season.
- ◆ **POSTSEASON:** Was a member of the Rays 26-man roster for their AL Wild Card Series vs. Texas, but did not pitch.

CAREER HIGHLIGHTS

- ◆ Min. 50.0 IP, his .224 opp. slugging pct. since the beginning of 2022 leads the AL, outpacing BAL Félix Bautista (.255).
- ◆ Limited to 24 appearances in **2022** after opening the season on the 60-day IL with a right lat strain...reinstated on July 17 and tied Jason Adam for the team lead with eight saves despite missing over three months.
- ◆ Min. 20 IP, ranked second in the AL behind teammate J.P. Feyerherren in WHIP (0.67), opp. OBP (.186), opp. SLG (.207) and opp. OPS (.393)...ranked fourth with a 1.13 ERA and fifth with a .159 opp. avg.
- ◆ Struck out 43.7 pct. (38 of 87) of batters faced, best in the AL and second in the majors (min. 20.0IP) behind NYM Edwin Díaz (50.2%)...

signaled the second-highest mark for a single season in franchise history behind Nick Anderson (52.6%) in 2019.

- ◆ Ended the season with 22 straight scoreless outings, the second-longest streak in club history behind J.P. Howell (24, June 14–Aug. 30, 2012).
- ◆ Allowed 2 XBH in 24.0 IP, both coming against his first 2 BF in his season debut...ended the season on a streak of 23 straight appearances without allowing an extra-base hit, tied for the sixth-longest stretch in franchise history.
- ◆ Allowed three hits over his last 15 games and 15.0 IP from Aug. 16 on, holding opponents to an MLB-best .064 (3-for-47) average over that span (min. 40AB).
- ◆ On Sept. 5 vs. BOS, yielded a leadoff single to Reese McGuire in the 9th inning, snapping a streak of 19 consecutive batters retired...pitched a scoreless frame to finish a 4-3 win.
- ◆ **POSTSEASON:** Pitched in Game 2 of the AL Wild Card Series at CLE and walked both batters faced to start the 6th inning...replaced after 11 pitches (3 strikes) due to right index finger numbness.
- ◆ On Jan. 27, 2023, signed a three-year, \$12 million contract through the 2025 season, including a club option for 2026...the pact is worth up to \$24.6 million if the club option is exercised, performance escalators are reached and award bonuses are triggered.
- ◆ In **2021**, missed 25 games with a right rotator cuff strain and another 25 games for right shoulder inflammation...went 0-2 with a 3.86 ERA (11.2IP, 5ER) in 13 games after returning from his second stint on the injured list.
- ◆ His six losses were the most among Rays relievers and tied for fifth among AL relievers.
- ◆ Pitched to a 2.25 ERA (20.0IP, 5ER) in 20 games at Tropicana Field, compared to a 4.76 ERA (22.2IP, 12ER) in 27 outings on the road.
- ◆ Made his second consecutive Opening Day roster, both with the Rays.
- ◆ On July 7 vs. CLE (G2), pitched a perfect 7th and final inning as five Rays pitchers combined to allow zero hits in a seven-inning game.
- ◆ On Sept. 25 vs. MIA, pitched a scoreless 9th inning of a 7-3 win and was on the mound as the Rays clinched the division title...retired his first 2 BF before loading the bases (single, walk, single), but got a foul pop to end the game.
- ◆ **POSTSEASON:** Totaled 2.2 IP over Games 3-4 of the ALDS at BOS...his only hit allowed was a solo homer to Kiké Hernández in the 5th inning of Game 3...went 1.2 scoreless innings in Game 4.



- In **2020**, voted the club's Outstanding Rookie by the Tampa Bay Chapter of the BBWAA.
- His six wins led the team, ahead of Tyler Glasnow (5) and Josh Fleming (5), and tied for most among major league relievers...marked the first time in club history a reliever led the team in wins...his 27 appearances led the Rays and tied for sixth in the AL.
- Tied three others for the major league rookie lead in wins...tied for second among rookies in apps, trailing SF Tyler Rogers (29)...his 35 SO ranked fourth among major league rookies.
- His 13.16 SO/9 IP ratio was the highest mark for a rookie reliever in club history, surpassing Colin Poche (12.54) in 2019.
- From Aug. 12 through season's end, went 4-2 with a 1.37 ERA (19.2IP, 3ER) in 20 games (2GS)...this included a streak of 12 appearances without an earned run from Aug. 12-Sept. 6.
- On Aug. 22 vs. TOR, pitched a scoreless 7th inning, tagging out Cavan Biggio attempting to score from second for the final out...began the frame with a pair of 3-1 groundouts, becoming the first pitcher in franchise history to record three putouts in one inning.
- On Sept. 16 vs. WSH, made his first career start and pitched a scoreless 1st inning.
- **POSTSEASON:** Went 0-0 with a 3.65 ERA (12.1IP, 5ER) in nine appearances, and the Rays went 8-1 in games he pitched...tied Diego Castillo for the team lead with three saves...became the fifth rookie since saves became an official stat (1969) to have 3+ in the postseason...he joined STL Trevor Rosenthal (4) in 2013, CWS Bobby Jenks (4) in 2005, STL Adam Wainwright (4) in 2005 and SEA Kaz Sasaki (3) in 2000.
- Became the second pitcher since saves became an official stat to have none during the regular season and then record his team's first two in the postseason, joining OAK Vida Blue in 1972.
- Was on the mound when the Rays clinched the pennant in Game 7 of the ALCS vs. HOU, as Aledmys Díaz flew out to right...allowed a pair of inherited runners to score in the 8th inning but pitched around a one-out single for a scoreless 9th, becoming the first rookie to save a Game 7 since TB David Price in the 2008 ALCS vs. BOS.
- In **2019**, totaled two stints with the Rays and three stints in the majors...began the season in Class-A in the Rangers organization and reached the majors two months later.
- Acquired from the Rangers on July 13 and went 2-1 with a 5.11 ERA (12.1IP, 7ER) in 13

appearances with the Rays after going 0-2 with a 9.31 ERA (9.2IP, 10ER) with Texas.

- Was on the Rays roster from Aug. 16-17 and Sept. 1 through season's end...his first eight outings came with the Rangers from June 8-July 2.
- Made his major league debut at Globe Life Park on June 9 vs. OAK, striking out the side in a perfect 5th inning and pitching around an error to face the minimum in the 6th inning.
- On Aug 16 vs. DET, made his Rays debut and yielded a run in the 8th inning, allowing a leadoff double and a one-out RBI double.
- On Sept. 10 at TEX, recorded his first career save, pitching the 11th inning against his former team.
- Began the season with Class-A Down East...his season debut marked his first professional outing since July 21, 2017...earned promotions to Double-A Frisco on May 9 and to Triple-A Nashville on May 29.
- Went 3-2 with a 4.53 ERA (43.2IP, 22ER) and 70 SO in 40 games in the minors, including 1-2 with a 5.09 ERA (17.2IP, 10ER) with Durham.
- Missed the entire **2018** season recovering from his second Tommy John surgery...returned to pitch in the Instructional League.
- In **2017**, was sidelined from June 15-24 and July 22 through season's end with a UCL strain...underwent Tommy John surgery on Aug. 14.
- Began the **2016** season in the starting rotation for Class-A Hickory before a July 17-Aug. 4 stint on the injured list for a right forearm strain...pitched out of the bullpen after his return.
- Ranked sixth among Rangers minor leaguers with 101.1IP and 10th with 80 SO.
- In **2015**, began his professional career with Short-A Spokane...went 1-0 with a 2.21 ERA (40.2IP, 10ER) in his final 8 appearances, all starts.

AMATEUR CAREER

- Selected by the Rangers in the ninth round of the 2015 First-Year Player Draft out of the University of Missouri, where he pitched three seasons...went 4-5 with a 3.40 ERA (76.2IP, 29ER) as a junior.
- Required Tommy John surgery during his junior year at Webster Groves (Mo.) High School.
- As a high school senior, named first team All-Conference as an infielder, batting .393 with 6 HR and 21 RBI...was a second team All-Conference pitcher in 2009-10 and also earned the honor as an outfielder in those same seasons.



CAREER HIGHS

LONGEST OUTING

2.0, 3x, last 9/17/23 at BAL

STRIKEOUTS

4, 9/17/23 at BAL

WALKS

3, 3x, last 9/23/23 vs. TOR

HR ALLOWED

2, 6/29/19 at TB

RUNS ALLOWED

5, 9/17/19 at LAD

HITS ALLOWED

3, 6/7x, last 9/17/23 at BAL

WIN STREAK

3G, 2x, last 9/17/20 (G2) - 5/14/21

LOSS STREAK

7G, 7/28/21 - 7/22/23

CAREER PITCHING

YEAR	CLUB	W	L	ERA	G	GS	CG	SHO	SV	IP	H	R	ER	HR	HB	BB-I	SO	WP	BK
2015	Spokane	1	2	3.14	13	11	0	0	0	57.1	52	23	20	3	6	22-0	47	10	1
2016	Hickory	4	5	4.88	24	16	0	0	2	101.1	112	61	55	9	10	31-0	80	10	3
2017	Down East	2	1	5.79	9	1	0	0	0	18.2	22	14	12	1	0	13-0	10	2	0
2018										Injured-Did Not Pitch									
2019	Down East	1	0	2.92	11	0	0	0	2	12.1	10	4	4	0	0	4-0	15	0	0
	Frisco	1	0	0.00	6	0	0	0	0	7.1	2	0	0	0	0	0-0	14	0	0
	Nashville	0	0	11.37	7	0	0	0	0	6.1	10	8	8	1	0	2-0	11	1	0
	Texas	0	2	9.35	8	0	0	0	0	8.2	8	10	9	4	0	7-0	15	1	0
	Durham	1	2	5.09	16	1	0	0	0	17.2	15	11	10	3	0	6-0	30	2	0
	Tampa Bay	2	1	5.11	13	0	0	0	2	12.1	17	10	7	1	0	3-0	13	1	0
2020	Tampa Bay	6	3	2.70	27	2	0	0	0	26.2	23	9	8	2	2	14-0	39	6	0
2021	Tampa Bay	3	6	3.59	47	0	0	0	5	42.2	40	22	17	2	1	21-1	56	3	0
	Durham	0	0	4.50	2	0	0	0	0	2.0	1	1	1	1	0	0-0	2	0	0
2022	FCL Rays	0	0	9.00	1	0	0	0	0	1.0	2	1	1	0	0	0-0	2	0	0
	Durham	0	1	3.86	6	0	0	0	0	4.2	5	5	2	1	0	3-0	7	1	0
	Tampa Bay	0	0	1.13	24	0	0	0	8	24.0	13	3	3	1	0	3-0	38	0	0
2023	FCL Rays	0	0	0.00	1	1	0	0	0	1.0	0	0	0	0	0	0-0	2	0	0
	Durham	0	0	13.50	1	0	0	0	0	0.2	1	1	1	0	0	0-0	2	2	0
	Tampa Bay	2	4	2.58	49	0	0	0	25	45.1	26	14	13	3	4	20-0	68	6	0
	Minor League Totals	10	11	4.45	97	30	0	0	4	230.1	232	129	114	19	16	81-0	222	28	4
	Major League Totals	13	16	3.21	168	2	0	0	40	159.2	127	68	57	13	7	68-1	229	17	0

1: Selected by the Texas Rangers in the ninth round of the 2015 Amateur Draft...signed by Dustin Smith. 2: Acquired by the Tampa Bay Rays from Texas in exchange for INF Nick Solak, July 13, 2019.

POSTSEASON PITCHING

YEAR	SERIES	CLUB	W	L	ERA	G	GS	CG	SHO	SV	IP	H	R	ER	HR	HB	BB-I	SO	WP	BK
2020	ALWC	TB vs. TOR	0	0	0.00	1	0	0	0	1	1.0	1	0	0	0	0	0-0	2	1	0
	ALDS	TB vs. NYY	0	0	3.00	2	0	0	0	1	3.0	2	1	1	0	0	3-0	5	0	0
	ALCS	TB vs. HOU	0	0	2.08	3	0	0	0	1	4.1	3	1	1	1	0	1-0	6	1	0
	WS	TB vs. LAD	0	0	6.75	3	0	0	0	0	4.0	6	3	3	2	0	2-1	4	1	0
2021	ALDS	TB vs. BOS	0	0	3.38	2	0	0	0	0	2.2	1	1	1	1	0	1-0	2	0	0
2022	ALWC	TB vs. CLE	0	0	-	1	0	0	0	0	0.0	0	0	0	0	0	2-0	0	0	0
	Postseason Totals		0	0	3.60	12	0	0	0	3	15.0	13	6	6	4	0	9-1	19	3	0



CAREER FIELDING

YEAR	POSITION	PCT	G	PO	A	E	TC	DP
2019	Pitcher	.667	21	2	0	1	3	0
2020	Pitcher	1.000	27	5	1	0	6	0
2021	Pitcher	1.000	47	4	2	0	6	0
2022	Pitcher	1.000	24	7	1	0	8	0
2023	Pitcher	1.000	49	1	8	0	9	0
Totals		.969	168	19	12	1	32	0

LEFT-RIGHT BREAKDOWN

	2023				CAREER			
	AVG	AB	H	HR	AVG	AB	H	HR
vs. Left	.211	76	16	1	.234	274	64	4
vs. Right	.120	83	10	2	.195	323	63	9



WILL VRAGOVIC / TAMPA BAY RAYS



5

SHORTSTOP

WANDER FRANCO



Wander Samuel Franco Aybar (WAHN-der FRAHN-co)

BATS **SWITCH**THROWS **RIGHT**HEIGHT **5'10"**WEIGHT **185**OPENING DAY AGE **23**MAJOR LEAGUE SERVICE **2 years, 104 days**BORN **3/1/01 in Baní, DR**RESIDES **Baní, DR**CONTRACT STATUS **Signed an 11-year contract through 2032 plus one club option, 11/27/21**SIGNING SCOUT **Carlos Rodriguez and Daniel Santana (Rays)**ACQUIRED **Signed as a free agent, 7/2/17**

2023 SEASON

- Earned his first career All-Star Game selection, setting career highs in nearly all offensive categories, including doubles (23), triples (6), home runs (17), RBI (58), runs (65) and steals (30).
- His 30 SB were tied for third most among AL shortstops behind KC Bobby Witt Jr. (49SB) and BAL Jorge Mateo (32SB)...his 5.5 bWAR ranked third among MLB shortstops (min. 75% of G at SS) behind TEX Corey Seager (6.9) and NYM Francisco Lindor (6.0).
- His 17 HR were the second most by a shortstop in Rays history (min. 75% of G at SS), trailing only Willy Adames' 20 in 2019.
- His 28 steals were tied with FLA Édgar Rentería (1998) and PHI Jimmy Rollins (2001) for the second most by any player age 22 or younger before the All-Star break in the Wild Card era (since 1995), trailing only Carl Crawford in 2004 (38SB).
- Joined Carl Crawford (2006 & 2010) as the only players in Rays history to record 10+ HR and 25+ SB before the All-Star break.
- Hit safely in 17 straight home games from Sept. 22, 2022–April 9, 2023, marking the sixth-longest home hitting streak in Rays history, including the longest since Wilson Ramos' 20-game run from April 14–June 12, 2018.
- On March 30 vs. DET, became the second-youngest player in Rays history to homer on Opening Day at 22 years, 29 days old, trailing only Carl Crawford (21 years, 238 days on March 31, 2003 vs. BOS)...also became the first shortstop in club history to homer on Opening Day.
- Became the fourth player in club history to record multiple hits in each of the Rays first three games in a season (Quinton McCracken, 1998; John Flaherty, 2000; B.J. Upton, 2007).
- Homered in back-to-back games from April 5-7, accomplishing the feat for the first time in his career.
- On April 12 vs. BOS, recorded a career-high three doubles...the three extra-base hits also set a career high.
- On April 24 vs. HOU, matched a career-high with four hits (also Sept. 6, 2021 at BOS).
- Swiped four bases over three games from May 9-11, his first time recording at least one stolen base in three straight games in his career...turned the trick again from May 24-26 and May 29-June 3.
- Hit safely in 11 straight games from May 24-June 7, batting .452 (16-for-48) with five doubles...marked the second-longest hitting streak of his career behind a 13-game run from Sept. 14-27, 2022.
- On Aug. 11 vs. CLE, recorded his first career walk-off plate appearance, a solo homer off Nick Sandlin.
- On Aug. 14, was placed on the restricted list by mutual agreement between the Rays and Franco.
- On Aug. 22, was placed on administrative leave through the remainder of the season by mutual agreement between MLB and MLBPA.
- On Nov. 4, per MLB's offseason rules, was reinstated to the Rays 40-man roster.



CAREER HIGHLIGHTS

- Limited to 83 games (80GS) in **2022** due to multiple injuries...was on the injured list from May 31-June 25 (right quadriceps strain) and July 10-Sept. 8 (right wrist discomfort)...underwent surgery on July 12 for a right hook of hamate fracture, performed by Dr. Doug Carlan in St. Petersburg.
- Struck out in 9.6 pct. (33 of 344) of his plate appearances, third in the majors behind MIN Luis Arraez (7.1 pct.) and CLE Steven Kwan (9.4 pct.)...struck out in 7.2 pct. (7 of 97) of his plate appearances after returning from his wrist injury.
- Reached 100 career hits at 21 years, 49 days old and passed Delmon Young (21.267) as the youngest Rays player to do so.
- Made the first Opening Day roster of his career...born March 1, 2001, was the youngest player to make a 2022 Opening Day roster.
- On Opening Day vs. BAL, singled in the 1st, 3rd and 8th innings and finished 3-for-4...at 21 years, 38 days, became the youngest player in franchise history with 3+ hits on Opening Day and the youngest in the majors since CHC Starlin Castro (21.008) in 2011 vs. PIT...became the second shortstop in club history to record 3+ hits on Opening Day, joining Chris Gomez (3) on April 2, 2002 vs. DET.
- Went 6-for-11 (.545) in the season-opening series, including three hits on Opening Day and three hits in the series finale...became the third Ray to have a pair of three-hit efforts within the club's first three games of a season, joining Steve Cox (2) in 2001 and Quinton McCracken (2) in 1998...among players age-21 or younger, was the third in AL history with two three-hit games in his team's first three games of a season, joining two Hall of Famers in MIL-AL Paul Molitor in 1978 and DET Ty Cobb in 1908.
- On April 22 vs. BOS, hit solo homers off Michael Wacha in the 1st and 5th innings for his first career multi-HR game...at 21 years, 53 days, became the youngest player in club history with a multi-HR game, passing Delmon Young (21.245) on May 17, 2007 vs. TEX.
- On May 11 at OAK, appeared in the 100th game of his major league career...his 73 runs were the most in Rays history through 100 games, his 119 hits ranked second behind Rocco Baldelli (124) and his 27 doubles tied for second behind Jorge Cantú (31).
- On May 30 at TEX, suffered a right quadriceps and was placed on the 10-day IL the next day.
- On Sept. 9 at NYY, was reinstated from the 10-day IL (right hook of hamate fracture) after missing 51 games.
- **POSTSEASON:** Started both games of the AL Wild Card Series at Cleveland at shortstop and went 1-for-9 with a Game 2 single in the 14th inning.
- In **2021**, the 20-year-old was selected from Triple-A Durham on June 22 and remained in the majors for the rest of the season...missed 12 games in September (right hamstring tightness).
- Finished third in the AL Rookie of the Year race behind teammate Randy Arozarena and HOU Luis Garcia...received two first-place votes.
- From July 25-Sep 29, his 43-game on-base streak tied CIN Frank Robinson in 1956 for the longest in major league history among players age 20 or younger, and passed NYY Mickey Mantle (36) in 1951-52 for the longest in AL history...regardless of age, his streak was third-longest among rookies in AL history behind SEA Alvin Davis (47) in 1984 and NYY Charlie Keller (44) in 1939.
- His on-base streak was a Rays rookie record, passing Rocco Baldelli (24) from March 31-April 27, 2003...it was the longest in the modern era (since 1900) for a rookie shortstop, passing CWS Chico Carrasquel (37) in 1950...his streak was the longest for a single season in club history and second-longest overall behind Tommy Pham (48) in 2018-19.
- Hit .314/.372/.500 (69-for-220) with 16 2B, 3 3B, 5 HR and 32 RBI in 55 games (all starts) after the All-Star break.
- At 20 years, 113 days, became the second-youngest player in Rays history at the time of his debut behind 19-year-old B.J. Upton in 2004.
- On June 22 vs. BOS, made his major league debut and went 2-for-4 with 1 2B, 1 HR, 3 RBI and 1 BB...he became the seventh Ray to homer in his major league debut, joining Yoshi Tsutsugo on July 24, 2020 vs. TOR, Willy Adames in 2018, Brandon Guyer in 2011, Elijah Dukes in 2007, Delmon Young in 2006 and Brent Abernathy in 2001.
- According to ESPN Stats & Info, was the youngest third baseman in major league history to homer in his major league debut, passing ATL Bob Horner (20.314) on June 16, 1978 vs. PIT.
- Hit .315 (51-for-162) with 11 2B, 6 3B, 7 HR, 35 RBI and 5 SB in 39 games for Durham...at the time of his call up, his 24 XBH tied for first in Triple-A East and his 35 RBI tied for second, while he ranked first in triples and second in hits.



- ◆ **POSTSEASON:** Hit .368 (7-for-19) with 2 HR and 4 RBI in 4 games...homered in Games 3-4 of the ALDS at Boston to become the youngest player with multiple homers in a single postseason since FLA Miguel Cabrera in 2003.
- ◆ Became the fifth player to homer in back-to-back postseason games at age-20 (or younger), joining BOS Rafael Devers in 2017, FLA Miguel Cabrera in 2003, ATL Andruw Jones in 1996 and NYY Mickey Mantle in 1952.
- ◆ On Nov. 27, signed an 11-year contract through the 2032 season, including a club option for 2033...the pact is worth up to \$223 million if the club option is exercised and incentives are reached...the contract represents the largest commitment to a player in the history of the franchise and the largest in major league history for a player with less than a year of service time.
- ◆ In 2020, was part of the Rays 60-man player pool and spent the summer at the alternate training site in Port Charlotte.
- ◆ Shut down after five games for the Leones del Escogido in the Dominican Winter League with shoulder soreness and biceps inflammation.
- ◆ For a second straight year, ranked by *Baseball America* and MLB.com as the No. 1 overall prospect in the minors following the season... became the fourth player to rank as *Baseball America's* top prospect in consecutive years, joining Bryce Harper (2011-12), Joe Mauer (2004-05) and Andruw Jones (1996-97)...the publication also tabbed him as the Best Hitter for Average and Best Strike-Zone Discipline in the organization for a third consecutive year.
- ◆ **POSTSEASON:** Was on the Rays 40-man player pool for the postseason but was not active.
- ◆ In 2019, named Minor League Player of the Year by the Rays Baseball Operations department, batting .327/.398/.487 (139-for-425) with 27 2B, 7 3B, 9 HR and 53 RBI in 114 games between Class-A Bowling Green and Class-A Charlotte.
- ◆ Led Rays minor leaguers with 82 runs and tied for first in hits.
- ◆ Named to the Midwest League midseason All-Star Team and earned postseason honors in both the MWL and Florida State League.
- ◆ Played in the Futures Game in July at Progressive Field, batting leadoff for the AL team.
- ◆ Became the fifth shortstop to earn the No. 1 overall prospect ranking from *Baseball America*, joining Corey Seager (2016), Jurickson Profar

CAREER HIGHS

HITS	RUNS
4, 2x, last 4/24/23 vs. HOU	3, 4x, last 5/3/23 vs. PIT
HITTING STREAK	WALKS
13G, 9/14/22 - 9/27/22	3, 7/5/22 at BOS
HOME RUNS	STRIKEOUTS
2, 4/22/22 vs. BOS	4, 7/9/21 vs. TOR
RBI	STOLEN BASES
3, 7x, last 8/11/23 vs. CLE	2, 4x, last 5/25/23 vs. TOR

HOME RUN HIGHLIGHTS

MULTI-HR GAMES (1)

2 - 4/22/22 vs. BOS

WALK-OFF (1)

8/11/23 vs. CLE (Nick Sandlin)

(2013), Alex Rodriguez (1995) and Chipper Jones (1993)...the publication also tabbed him as the Best Batting Prospect, Best Strike-Zone Discipline and Most Exciting Player in the MWL in its Best Tools survey...was the youngest player to land atop MLB.com's prospect rankings since they began in 2004.

- ◆ Named the Appalachian League Player of the Year in 2018...named Most Valuable Player for Rookie-level Princeton by the Rays Baseball Operations department.
- ◆ Named to the Appalachian League postseason All-Star Team after leading the league with 85 hits, 57 RBI (tied) and 142 total bases.
- ◆ Hit for the cycle on July 14, recorded a 25-game hitting streak from June 23-July 25 and a 53-game on-base streak from June 23-Aug 24.
- ◆ Named the Rays Minor League Hitter of the Month for both July and August.
- ◆ Named *Baseball America's* Breakout Prospect of the Year and to its Minor League All-Star Team.
- ◆ Ranked by *Baseball America* as the No. 4 overall prospect in the minors following the season.

AMATEUR CAREER

- ◆ Ranked as the top international prospect eligible to sign in 2017 by *Baseball America* and MLB.com...is the nephew of former major league infielders Willy Aybar and Erick Aybar...has two older brothers, both also named Wander...his father, also named Wander, was a professional player in the White Sox system.



CAREER BATTING

YEAR	CLUB	AVG	G	AB	R	H	2B	3B	HR	RBI	SH	SF	HB	BB-I	SO	SB	CS	GDP	OBP	SLG
2018	Princeton	.351	61	242	46	85	10	7	11	57	0	2	2	27-1	19	4	3	5	.418	.587
2019	Bowling Green	.318	62	233	42	74	16	5	6	29	0	7	2	30-1	20	14	9	2	.390	.506
	Charlotte	.339	52	192	40	65	11	2	3	24	0	5	0	26-2	15	4	5	4	.408	.464
2020														Did Not Play						
2021	Durham	.313	40	163	31	51	11	6	7	35	0	1	2	14-0	21	5	4	1	.372	.583
	Tampa Bay	.288	70	281	53	81	18	5	7	39	0	1	2	24-0	37	2	1	2	.347	.463
2022	Tampa Bay	.277	83	314	46	87	20	3	6	33	0	4	0	26-1	33	8	0	5	.328	.417
	FCL Rays	.429	2	7	1	3	1	1	0	1	0	0	0	0-0	2	0	1	0	.429	.857
	Durham	.429	7	21	3	9	2	0	0	2	0	0	0	4-0	3	0	1	1	.520	.524
2023	Tampa Bay	.281	112	442	65	124	23	6	17	58	0	4	3	42-3	69	30	10	18	.344	.475
	Minor League Totals	.334	224	858	163	287	51	21	27	148	0	15	6	101-4	80	27	23	13	.402	.537
	Major League Totals	.282	265	1037	164	292	61	14	30	130	0	9	5	92-4	139	40	11	25	.340	.454

1: Signed by the Tampa Bay Rays as a free agent, July 2, 2017...signed by Carlos Rodriguez and Daniel Santana.

POSTSEASON BATTING

YEAR	SERIES	CLUB	AVG	G	AB	R	H	2B	3B	HR	RBI	SH	SF	HB	BB-I	SO	SB	CS	GDP	OBP	SLG
2021	ALDS	TB vs. BOS	.368	4	19	5	7	2	0	2	4	0	0	0	0	3	0	0	0	.368	.789
2022	ALWC	TB vs. CLE	.111	2	9	0	1	0	0	0	0	0	0	0	1-0	2	0	0	0	.200	.111
	Postseason Totals		.286	6	28	5	8	2	0	2	4	0	0	0	1-0	5	0	0	0	.310	.571

ALL-STAR GAME BATTING

YEAR	CLUB	AVG	G	AB	R	H	2B	3B	HR	RBI	SH	SF	HB	BB-I	SO	SB	CS	GDP	OBP	SLG
2023	AL, Seattle	.000	1	1	0	0	0	0	0	0	0	0	0	0-0	0	0	0	0	.000	.000

CAREER FIELDING

YEAR	POSITION	PCT	G	PO	A	E	TC	DP
2021	Shortstop	.977	63	69	141	5	215	28
	Third Base	.810	8	5	12	4	21	1
	Second Base	1.000	1	2	4	0	6	0
2022	Shortstop	.980	72	67	174	5	246	26
2023	Shortstop	.979	111	116	310	9	435	55
Totals	Shortstop	.979	246	253	623	19	895	109
	Third Base	.810	8	5	12	4	21	1
	Second Base	1.000	1	2	4	0	6	0

LEFT-RIGHT BREAKDOWN

	2023					CAREER				
	AVG	AB	H	HR	RBI	AVG	AB	H	HR	RBI
vs. Left	.325	83	27	3	13	.332	250	83	9	38
vs. Right	.270	359	97	14	45	.266	787	209	21	92



28

INFIELDER / OUTFIELDER

GREG JONES

Gregory Jones

BATS **SWITCH**THROWS **RIGHT**HEIGHT **6'2"**WEIGHT **190**OPENING DAY AGE **26**MAJOR LEAGUE SERVICE **None**BORN **3/7/98** in Cary, NCRESIDES **Raleigh, NC**CONTRACT STATUS **Signed through 2024**SIGNING SCOUT **Joe Hastings (Rays)**ACQUIRED **Selected in the first round (22nd overall) of the 2019 First-Year Player Draft**

X-RAY REPORT

- ◆ Greg began playing organized baseball as a six-year-old, donning a No. 22 Devil Rays jersey for his team out of west Raleigh...years later, he was selected by the Rays as the No. 22 overall pick in the 2019 First-Year Player Draft...he did not have a favorite team growing up but attended his first major league game in 2004 when his family visited relatives in Florida and his father, Greg Jones Sr., took him to a Devil Rays game against the Yankees at a sold out Tropicana Field.
- ◆ He worked on his left-side swing with former Cary High School coach Clay Council, who threw to Josh Hamilton in the 2008 Home Run Derby.

2023 SEASON

- ◆ Opened the season with Double-A Montgomery before earning a May 11 promotion to Triple-A Durham...recalled and placed on the 60-day IL on Sept. 16 with a right hamstring strain to open a 40-man roster spot for Tristan Gray.
- ◆ Between the two levels, split time at center field (35GS), shortstop (25GS) and right field (6GS).
- ◆ Hit .173 (47-for-169) with 3 HR, 9 RBI and 12 SB over 20 games with Montgomery compared to .278 (47-for-169) with 24 XBH (10HR), 35 RBI and 12 SB across 51 games with Durham.
- ◆ On April 16 vs. Tennessee (G2), went 2-for-4 with a triple, a homer and a season-high 4 RBI...was the only Montgomery hitter to record a triple and home run in the same game in 2023.
- ◆ Played his final game of the season on July 22 at Rochester...from the time of his May 11 promotion to Durham through his final contest, he led the Bulls in steals (12) while his .278 average ranked second (min. 150AB) behind Jonathan Aranda (.392).

CAREER HIGHLIGHTS

- ◆ Spent the entire **2022** season with Double-A Montgomery...limited to 79 games, missing time from June 2-13 (concussion) and Sept. 3 through the end of the season (right hamstring strain).
- ◆ Ranked third among Rays minor leaguers with 37 SB behind Mason Auer (48) and Shane Sasaki (47)...was fifth in the Southern League in steals.
- ◆ Ranked by *Baseball America* as the No. 19 prospect in the Rays system following the season...the publication also tabbed him as the Fastest Baserunner in the organization and in the Southern League in its Best Tools survey.
- ◆ In **2021**, hit .270/.366/.482 (74-for-274) with 14 HR and 40 RBI in 72 games between Class-A Bowling Green and Montgomery.
- ◆ Named Minor League Baserunner of the Year by the Rays Baseball Operations department...was successful on 94.4 pct. (34 of 36) of stolen base attempts between the two levels.
- ◆ Ranked second among Rays minor leaguers and tied for third in High-A East in stolen bases.
- ◆ Named to the Rays Organizational All-Star Team by MLB.com.
- ◆ Did not play in the Arizona Fall League due to a quad injury.
- ◆ Ranked by *Baseball America* as the No. 6 prospect in the Rays system following the season...the publication also tabbed him as the Best Baserunner and Fastest Baserunner in High-A East in its Best Tools survey.
- ◆ In **2020**, was added to the Rays 60-man player pool on Sept. 1 and spent time at the alternate training site in Port Charlotte...missed most of the Instructional League with a knee injury.
- ◆ Ranked by *Baseball America* as the No. 14 prospect in the Rays system following the



season...the publication also tabbed him as the Best Athlete in the organization for a second consecutive year.

- ◆ In **2019**, named Most Valuable Player for Short-A Hudson Valley by the Rays Baseball Operations department.
- ◆ Ranked among New York-Penn League leaders in on-base pct. (2nd, .413), avg. (3rd, .335), runs (T5th, 39), stolen bases (T6th, 19), slugging pct. (7th, .461) and hits (9th, 64)...his .335 avg. led Rays minor leaguers (min. 150 AB).
- ◆ Earned NYPL midseason All-Star honors.
- ◆ Ranked by *Baseball America* as the No. 12 prospect in the Rays system following the season.

AMATEUR CAREER

- ◆ Was the highest draft selection ever out of UNC Wilmington, where he hit .341/.491/.543 (76-for-223) with 5 HR, 36 RBI and 42 SB in 63 games (62GS) as a sophomore...ranked fifth among Division I players and led the Colonial Athletic Association in steals...led the conference in on-base pct., triples, runs (70) and walks (55) and ranked second in avg. and hits...his 9 3B and 42 SB both tied single-season program records.
- ◆ Ranked by *Baseball America* as having the Best Speed among college players in the 2019 First-Year Player Draft.
- ◆ Previously selected by the Orioles in the 17th round of the 2017 First-Year Player Draft out of Cary (N.C.) High School.

CAREER BATTING

YEAR	CLUB	AVG	G	AB	R	H	2B	3B	HR	RBI	SH	SF	HB	BB-1	SO	SB	CS	GDP	OBP	SLG
2019	Hudson Valley	.335	48	191	39	64	13	4	1	24	0	1	4	22-0	56	19	8	0	.413	.461
2020	Did Not Play																			
2021	Bowling Green	.291	56	220	48	64	7	3	13	38	0	1	7	29-0	75	27	2	0	.389	.527
	Montgomery	.185	16	54	8	10	1	1	1	2	0	0	2	4-0	21	7	0	0	.267	.296
2022	Montgomery	.238	79	319	54	76	19	3	8	40	0	1	11	27-0	128	37	5	5	.318	.392
2023	Montgomery	.173	20	81	11	14	2	2	3	9	1	0	1	9-0	36	12	0	1	.264	.358
	Durham	.278	51	169	32	47	9	1	7	26	0	2	3	15-0	73	12	4	3	.344	.467
Minor League Totals		.266	270	1034	192	275	51	14	33	139	1	5	28	106-0	389	114	19	9	.349	.438

1: Selected by the Tampa Bay Rays in the first round (22nd overall) of the 2019 First-Year Player Draft...signed by Joe Hastings.



WILL VRAGOVIC / TAMPA BAY RAYS



49

RIGHT-HANDED PITCHER

KEVIN KELLY

Kevin Clayton Kelly

BATS **RIGHT**THROWS **RIGHT**HEIGHT **6'2"**WEIGHT **200**OPENING DAY AGE **26**MAJOR LEAGUE SERVICE **1 year**BORN **11/28/97 in Springfield, VA**RESIDES **Springfield, VA**CONTRACT STATUS **Signed through 2024**SIGNING SCOUT **Bob Mayer (Cleveland)**ACQUIRED **From the Colorado Rockies in exchange for cash considerations, 12/7/22**

X-RAY REPORT

- Kevin's mother, Terri, studied computer science and taught him basic programming concepts at a young age...he attended James Madison University to play baseball and study computer science...as part of a group project, he created a web application to improve the NCAA statistics website...after beginning his professional career with Cleveland, he returned to James Madison and graduated in December 2019.
- Kevin experimented with a sidearm delivery when he was younger while throwing with his father, Mark...his dad encouraged him to show the lower arm angle in a game.
- Kelly played forward for the varsity soccer team at Paul VI Catholic (Va.) High School.
- Kevin and his wife, Sarah, were married this past offseason in Virginia...the two met while attending James Madison.
- Prior to the Rays final home game of the season, Kevin took the field for batting practice in a full Baker Mayfield Buccaneers uniform, complete with a helmet and shoulder pads, at the direction of his veteran teammates...Mayfield attended Game 2 of the Rays AL Wild Card Series donning a No. 49 Kevin Kelly Devil Rays jersey a couple of weeks later.

2023 SEASON

- Made 57 appearances during his rookie campaign, going 5-2 with a 3.09 ERA (67.0IP, 23ER)...was on the 15-day IL from Aug. 16-Sept. 1 with a left ankle sprain.
- Voted the club's Outstanding Rookie by the Tampa Bay Chapter of the BBWAA.
- Yielded only 2 HR over 67.0 IP, good for 0.27 HR/9.0 IP, the second-lowest mark in the majors

(min. 60.0IP) behind DET Jason Foley (0.26)... signaled the fifth-lowest mark in Rays history under the same parameter.

- His 57 appearances were eighth most by a rookie in Rays history, including the most since Ryne Stanek in 2018 (59G).
- His 11 holds were tied for second most among Rays relievers behind Colin Poche (22) and were fifth most by a rookie in club history...also tied for fifth most among AL rookies.
- Posted a 1.77 ERA (35.2IP, 7ER) in 28 home appearances compared to a 4.60 ERA (31.1IP, 16ER) in 29 road appearances.
- Began the season with a 5.06 ERA (21.1IP, 12ER) in his first 15 appearances from April 1-May 12... posted a 2.17 ERA (45.2IP, 11ER) in 42 games from May 14 on.
- Worked more than 1.0 IP in 24 of his 57 appearances...recorded 10 relief appearances of 2.0+ IP, tying Yonny Chirinos and Cooper Criswell for the club lead and tying for seventh most among AL rookies.
- Limited opponents to a .205 (46-for-224) average on his sinker/sweeper compared to .320 (8-for-25) on his cutter.
- Recorded 10 HBP, the most among AL relievers and most by a reliever in Rays history.
- Began his career with 42.0 homerless innings, the second-longest such streak by a rookie in franchise history behind Álex Torres (42.2IP)... saw the streak come to end on July 19 at TEX (Jonah Heim).
- Made his first career Opening Day roster.
- On April 1 vs. DET, made his MLB debut, permitting an Austin Meadows RBI-single in the 6th inning before retiring the side in order in the





WILL VRAGOVIC / TAMPA BAY RAYS

7th...fanned his final batter faced, Nick Maton, for his first career strikeout.

- ◆ On April 13 vs. BOS, worked a career-high 2.2 IP, yielding one run on a Justin Turner RBI-single.
- ◆ On April 28 at CWS, earned his first career save after inducing a Luis Robert Jr. fly out...became the 12th pitcher (16th instance) in Rays history to record a save on two pitches or fewer.
- ◆ Threw 20.1 scoreless innings spanning 21 appearances from May 14–July 15, holding opponents to a .092 (6-for-65) average during that span...it marked the second-longest such run by a rookie in club history, behind Alex Torres (25.0IP; 2011-13)...the 21 consecutive scoreless outings tied the third-longest streak in Rays history, trailing Pete Fairbanks (30G) and J.P. Howell (24G).
- ◆ On July 6 vs. PHI, collected a career-best 4 SO over 2.0 IP to preserve a 1-1 tie...fanned Kyle Schwarber, Nick Castellanos and Bryce Harper in the 6th frame.

CAREER HIGHLIGHTS

- ◆ In **2022**, made 48 appearances (1GS) in the minors in his final season in the Guardians organization...tied for first among CLE minor leaguers in games.
- ◆ Went 5-2 with a 2.04 ERA (57.1IP, 13ER) and 75 SO between Double-A Akron and Triple-A Columbus, earning a May 30 promotion.
- ◆ Yielded 1 HR against 251 BF between the two levels...held righties to a .157 avg. (23-for-147), while lefties hit .275 (19-for-69) against him.

- ◆ Struck out 28.9 pct. (43 of 149) of batters faced at the Triple-A level...according to *Baseball America*, had a 62.2 pct. ground ball rate after his promotion to Columbus.
- ◆ Selected by the Rockies with the No. 8 pick in the major league phase of the Rule 5 Draft and traded to the Rays for cash considerations.
- ◆ Ranked by *Baseball America* as the No. 27 prospect in the Rays system following the season.
- ◆ Spent the entire **2021** season with Class-A Lake County...tied for second among Cleveland farmhands with 40 appearances and ranked third with seven saves.
- ◆ In **2020**, was not part of the Cleveland 60-man player pool and did not play following the cancellation of the minor league season.
- ◆ In **2019**, began his professional career in the Arizona League...went 1-0 with a 2.08 ERA (17.1IP, 4ER) in 14 outings between two affiliates.

AMATEUR CAREER

- ◆ Selected by Cleveland in the 19th round of the 2019 First-Year Player Draft out of James Madison University...was 15-13 with a 3.37 ERA (189.2IP, 71ER) in 54 appearances (26GS) over three seasons.
- ◆ Anchored the James Madison pitching staff as a junior, leading the team with 94 SO while going 7-7 with a 3.26 ERA (88.1IP, 32ER) in 15 starts.
- ◆ Following his sophomore season, had a league-best 1.25 ERA (36.0IP, 5ER) in 13 games (2GS) for the Orleans Firebirds in the Cape Cod League.



CAREER PITCHING

YEAR	CLUB	W	L	ERA	G	GS	CG	SHO	SV	IP	H	R	ER	HR	HB	BB-I	SO	WP	BK
2019	AZL Cleveland Blue	1	0	2.70	11	0	0	0	0	13.1	14	7	4	1	0	2-0	19	0	0
	AZL Cleveland Red	0	0	0.00	3	0	0	0	2	4.0	4	0	0	0	0	0-0	6	0	0
2020																			
Did Not Pitch																			
2021	Lake County	5	5	4.66	40	0	0	0	7	56.0	56	33	29	7	1	8-1	81	1	0
2022	Akron	3	2	1.11	16	0	0	0	3	24.1	14	5	3	0	4	9-0	32	3	0
	Columbus	2	0	2.73	32	1	0	0	1	33.0	28	12	10	1	8	13-0	43	2	0
2023	Tampa Bay	5	2	3.09	57	0	0	0	1	67.0	53	27	23	2	10	15-1	56	1	0
Minor League Totals		11	7	3.17	102	1	0	0	13	130.2	116	57	46	9	13	32-1	181	6	0
Major League Totals		5	2	3.09	57	0	0	0	1	67.0	53	27	23	2	10	15-1	56	1	0

1: Selected by Cleveland in the 19th round of the 2019 Amateur Draft. ...signed by Bob Mayer. 2: Selected by the Colorado Rockies from Cleveland in the major league phase of the Rule 5 Draft, December 7, 2022. 3: Acquired by the Tampa Bay Rays from Colorado in exchange for cash considerations, December 7, 2022.

CAREER FIELDING

YEAR	POSITION	PCT	G	PO	A	E	TC	DP
2023	Pitcher	.929	57	7	6	1	14	0

LEFT-RIGHT BREAKDOWN

	2023				CAREER			
	AVG	AB	H	HR	AVG	AB	H	HR
vs. Left	.211	90	19	1	.211	90	19	1
vs. Right	.211	161	34	1	.211	161	34	1



WILL VRAGOVIC / TAMPA BAY RAYS



52

RIGHT-HANDED PITCHER

ZACK LITTELL

Zachary Stuart Littell (lah-TEHL)



BATS RIGHT	THROWS RIGHT	HEIGHT 6'4"	WEIGHT 245
OPENING DAY AGE 28	MAJOR LEAGUE SERVICE 4 years, 43 days		
BORN 10/5/95 in Burlington, NC	RESIDES Mebane, NC		
CONTRACT STATUS Signed through 2024	SIGNING SCOUT Devitt Moore (Mariners)		
ACQUIRED Claimed off waivers from the Boston Red Sox, 5/12/23			

X-RAY REPORT

- Zack was technically born in Burlington, N.C. because there was no hospital in his hometown of Mebane (pronounced meb-in)...the town was named after Alexander Mebane, an American Revolutionary War general and member of the U.S. Congress.
- One of Zack's favorite baseball memories is recording his first (and only) career hit on Sept. 10, 2021 at Wrigley Field during his stint with the Giants...after striking out looking on three pitches in his first professional at-bat a few months earlier, he told teammate Buster Posey, "Hey, watch this, I'm going to get a hit," before heading to the on-deck circle...he proceeded to notch a single to right-center field off Kyle Hendricks...Zack took the ball and the Giants lineup card as a keepsake.
- The Rays owned the highest winning percentage in the majors when they claimed Zack off waivers from the Red Sox on May 12, 2023, meaning 28 other teams passed on the opportunity to claim him...after working with Rays coaches to add a sweeper and two-seam fastball to his repertoire, he was able to transition into a full-time starting role in mid-July...prior to joining the Rays, he had not been a regular starter since 2019 during his time as a Twins minor leaguer.
- He and his wife, Autumn, were high school sweethearts before getting married in 2019...they have two sons: Wyatt (2) and Drew (born Jan. 2024).
- Some of Zack's hobbies include hunting, fishing and golfing...one of his favorite parts of living in St. Pete is spending time by the water.

2023 SEASON

- Made 28 appearances (14GS) between the Red Sox and Rays...claimed off waivers from the Red Sox on May 12...transitioned to a full-time starting role on July 19.
- Min. 50.0 IP, ranked among MLB leaders in post-All-Star break walks per 9.0 IP (2nd, 0.89), walk rate (2nd, 2.4%) and SO/BB ratio (5th, 7.86).
- Set career highs in starts (14), innings pitched (90.0) and strikeouts (74)...lowered his walk rate from 6.8 pct. in 2022 to a career-low 3.2 pct., the sixth-lowest mark in the majors (min. 150BF).
- Signed a minor league contract with Texas on Feb. 3 and was a non-roster invite to Rangers Spring Training...opened the season with Triple-A Round Rock, going 2-0 with a 2.25 ERA (12.0IP, 3ER) in eight relief outings.
- Traded to Boston in exchange for cash considerations on May 5...after pitching in two games for the Red Sox, was designated for assignment on May 10.
- Went 0-1 with an 8.10 ERA (3.1IP, 3ER) in his first four appearances with the Rays before a May 24-June 14 stint on the injured list with right shoulder fatigue...following his activation, went 3-5 with a 3.76 ERA (83.2IP, 35ER) in 22 games (14GS) over the remainder of the season.
- Became the first pitcher to be claimed off waivers mid-season and go on to make 10+ starts for a team that made the postseason since Doug Fister with the 2017 Red Sox.
- Over 14 starts, went 3-5 with a 3.41 ERA (71.1IP, 27ER) and 1.05 WHIP...in his 14 relief appearances, posted an 0-1 mark with a 6.75 ERA (18.2IP, 14ER) and 1.66 WHIP.
- Made two starts as an opener on June 29 at AZ and July 5 vs. PHI...after moving into a regular



starting role on July 19 at TEX, pitched to a 3.34 ERA (67.1IP, 25ER) in his final 12 starts.

- Added a sweeper to his arsenal and limited opponents to a .250 (6-for-24) average on the pitch...relied primarily on his slider/four-seam fastball combination, throwing one of those two offerings 63.6 pct. of the time.
- Registered a 69.2 pct. strike percentage, the fourth-highest mark in the AL (min. 750 pitches thrown)...his 69.3 pct. first-pitch strike percentage ranked fourth in the majors (min. 350BF).
- On May 16 at NYM, made his Rays debut in the 8th inning, striking out the side in order.
- From June 17–Aug. 4, did not issue a walk to 111 straight BF, the sixth-longest streak in Rays history...on the season, did not issue multiple walks in any of his 14 starts, the fifth-longest streak in Rays history (including openers).
- On June 29 at AZ, made his first start since June 15, 2021 (also vs. AZ)...allowed one hit in 2.0 scoreless innings as an opener for bulk reliever Yonny Chirinos.
- On July 19 at TEX, made his first start as a regular member of the Rays rotation, with the only damage against him in 3.1 IP being a Leody Taveras solo homer.
- On Aug. 4 at DET, turned in his first career quality start in an 8-0 Rays win...earned back-to-back wins for the first time in his career.
- On Sept. 7 vs. SEA, took the loss despite allowing one run over a career-high 8.0 IP...it marked the longest start by a Rays pitcher since Drew Rasmussen's 8.1-inning effort on Aug. 14, 2022 vs. BAL...his 86 pitches tied Bryan Rekar (8.1IP, 6/1/00 vs. BAL) and Ryan Rupe (9.0IP, 5/23/99) for the fewest in an outing of 8.0+ IP in Rays history...he became the second Rays pitcher (3rd instance) to take a loss despite allowing one run over 8.0+ IP, joining James Shields (2x, last: 10/2/12 vs. BAL - 9.0IP, 1R).
- From Sept. 7-12, tossed a combined 15.0 IP between starts vs. Seattle and at Minnesota...marked the most innings thrown by a Ray over a two-game span since Ryan Yarbrough (15.0IP) from June 3-11, 2021.
- On Sept. 23 vs. TOR, threw a career-high 99 pitches (67 strikes) in his final start of the regular season.
- **POSTSEASON:** Pitched in Game 2 of the ALWC vs. TEX...threw 2.0 hitless innings and struck out three while hitting one batter.

CAREER HIGHLIGHTS

- In **2022**, went 3-3 with a 5.08 ERA (44.1IP, 25ER) in 39 relief appearances for the Giants.
- Opened the season with six consecutive scoreless appearances from April 10-25...struck out five batters with no walks across 6.0 innings while holding opponents to a .200 (4-for-20) average.
- Missed seven games after being placed on the COVID-IL on April 26...was on the 15-day IL from July 9–August 17 due to a left oblique strain.
- In **2021**, went 4-0 with a 2.92 ERA (61.2IP, 20ER) in 63 appearances (2GS) for the Giants...the 63 appearances were third most on the club behind Tyler Rogers (80G) and Jose Alvarez (67G).
- Utilized his four-seam fastball on 57.8 pct. of the time and held opponents to a .167 (20-for-120) average on the offering.
- Signed a minor league contract with the Giants on Feb. 4...had his contract selected from the Giants alternate training site in Sacramento on April 30 and made his season debut that night (1.0IP, BB, SO).
- Made 38 appearances from April 30–July 24, pitching to a 3.44 ERA (34.0IP, 13ER) before being optioned to Triple-A Sacramento on July 27.
- Was recalled from Sacramento on Aug. 7 and remained on the major league roster for the remainder of the season...during that stretch, went 4-0 with a 2.28 ERA (27.2IP, 7ER) and two saves across 25 relief appearances.
- On Aug. 8 at MIL, recorded his first career save after throwing 2.0 scoreless innings.
- **POSTSEASON:** Pitched in Games 2 and 4 of the NLDS vs. LAD...allowed three runs on four hits over 0.2 IP in Game 2 before working 2.0 scoreless innings in Game 4.
- In **2020**, made the Twins Opening Day roster and posted a 9.95 ERA (6.1IP, 7ER) across six relief appearances.
- Had two stints on the 10-day IL due to a left hamstring strain (Aug. 1-13) and right elbow inflammation (Aug. 22–Sept. 6)...was optioned to the alternate training site on Sept. 6 and did not pitch the remainder of the season.
- In **2019**, went 6-0 with a 2.68 ERA (37.0IP, 11ER) in 29 relief appearances across five stints with the Twins (May 24–June 2, June 14-28, July 3-22, Aug. 3-19, Sept. 1–end of the season).
- Became one of four pitchers in Twins franchise history to pitch exclusively out of the bullpen and record 6+ wins without suffering a loss,



CAREER HIGHS

LONGEST OUTING	WALKS	RUNS ALLOWED	WIN STREAK
8.0, 9/7/23 vs. SEA	4, 2x, last 7/8/22 at SD	8, 5/30/19 at TB	10G, 6/18/19 - 9/18/21
LONGEST RELIEF OUTING	HR ALLOWED	HITS ALLOWED	LOSS STREAK
4.1, 5/30/19 at TB	3, 2x, last 8/27/23 vs. NYY	10, 5/30/19 at TB	2G, 4x, last 9/7/23 - current
STRIKEOUTS			
8, 9/12/23 at MIN			

joining Caleb Thielbar (7-0 in 2021), Joe Nathan (7-0 in 2006) and LaTroy Hawkins (6-0 in 2002).

- On May 30 at TB, surrendered a career-high eight runs and 10 hits across 4.1 innings...excluding that outing, he pitched to a 0.83 ERA (32.2IP, 3ER) over his other 28 appearances.
- On June 18 vs. BOS, earned his first career win (2.0IP, 2H, 2SO).
- POSTSEASON:** Pitched in Games 1 and 2 of the ALDS at NYY...suffered the loss in Game 1 (0.0IP, 0H, 2ER, BB, HBP, WP)...retired the lone batter he faced in Game 2 (Gleyber Torres).
- In **2018**, went 0-2 with a 6.20 ERA (20.1IP, 14ER) over eight appearances (2GS)...had three stints on the major league roster (June 5-6, July 2-3 and Sept. 2-end of the season).
- On June 5 at CWS, made his major league debut, starting game two of a doubleheader (L, 3.0IP, 6H, 6ER, 4BB, SO).
- Went 6-9 with a 3.98 ERA (129.0IP, 57ER) in 24 appearances (20GS) between Triple-A Rochester and Double-A Chattanooga.
- In **2017**, went a combined 19-1 with a 2.12 ERA (157.0IP, 37ER) across 27 appearances (25GS) between Class-A Tampa, Double-A Trenton and Chattanooga...the 19 victories led all minor league pitchers.
- On July 30, was acquired by the Twins from the Yankees, along with Dietrich Enn, in exchange for Jaime Garcia...following the trade, went 5-0 with a 2.81 ERA (41.2IP, 13ER) in seven starts for Chattanooga.

- Named to the Florida State League midseason All-Star Team after going 9-1 with a 1.77 ERA (71.1IP, 14ER) over 13 appearances (11GS).
- Promoted to Trenton on June 14 and went 5-0 with a 2.05 ERA (44.0IP, 10ER) in seven starts.
- In **2016**, went 13-6 with a 2.66 ERA (165.2IP, 49ER) in 28 appearances (27GS) between Class-A Clinton and Class-A Bakersfield.
- Was one of six minor league pitchers to record a sub-3.00 ERA and 150+ strikeouts.
- Was named California League Pitcher of the Month for July after going 4-0 with a 0.84 ERA (32.0IP, 3ER) across five starts.
- On Nov. 18, was acquired by the Yankees from the Mariners in exchange for LHP James Pazos.
- In **2015**, went 3-6 with a 3.91 ERA (112.2IP, 49ER) in 21 starts for Clinton.
- In **2014**, went 5-5 with a 4.52 ERA (69.2IP, 35ER) in 13 starts for Rookie-level Pulaski...his 64 strikeouts led the Appalachian League while his 69.2IP ranked second.
- In **2013**, went 0-6 with a 5.94 ERA (33.1IP, 22ER) and one save across 10 appearances (7GS) in his professional debut with the AZL Mariners.

AMATEUR CAREER

- Selected by Seattle in the 11th round of the 2013 First-Year Player Draft out of Eastern Alamance (N.C.) High School...committed to Appalachian State University before being drafted.



CAREER PITCHING

YEAR	CLUB	W	L	ERA	G	GS	CG	SHO	SV	IP	H	R	ER	HR	HB	BB-I	SO	WP	BK
2013	AZL Mariners	0	6	5.94	10	7	0	0	1	33.1	39	27	22	2	1	13-0	28	4	0
2014	Pulaski	5	5	4.52	13	13	0	0	0	69.2	75	38	35	3	8	12-0	64	1	0
2015	Clinton	3	6	3.91	21	21	0	0	0	112.2	121	63	49	4	4	30-0	84	5	1
2016	Clinton	5	5	2.76	16	16	2	0	0	97.2	94	35	30	5	4	21-0	95	2	1
	Bakersfield	8	1	2.51	12	11	0	0	0	68.0	64	21	19	3	3	13-0	61	4	0
2017	Tampa	9	1	1.77	13	11	2	0	0	71.1	65	17	14	4	4	15-0	57	2	0
	Trenton	5	0	2.05	7	7	0	0	0	44.0	37	14	10	3	0	8-0	52	3	0
	Chattanooga	5	0	2.81	7	7	0	0	0	41.2	33	16	13	1	5	18-0	33	3	1
2018	Chattanooga	0	3	5.87	5	5	0	0	0	23.0	28	15	15	3	1	7-0	32	2	0
	Rochester	6	6	3.57	19	15	0	0	0	106.0	100	47	42	5	4	40-0	98	4	1
	Minnesota	0	2	6.20	8	2	0	0	0	20.1	25	17	14	3	4	11-0	14	0	0
2019	Rochester	3	3	3.71	20	7	0	0	1	63.0	55	29	26	11	2	25-0	68	4	0
	Minnesota	6	0	2.68	29	0	0	0	0	37.0	34	12	11	4	0	9-1	32	0	0
2020	Minnesota	0	0	9.95	6	0	0	0	0	6.1	12	7	7	5	1	3-0	3	1	0
2021	Sacramento	0	0	9.00	2	0	0	0	0	2.0	4	2	2	1	0	2-0	1	2	0
	San Francisco	4	0	2.92	63	2	0	0	2	61.2	46	24	20	7	2	24-1	63	3	2
2022	San Jose	0	0	0.00	2	0	0	0	0	2.0	2	0	0	0	0	1-0	2	0	0
	Sacramento	0	1	6.75	13	1	0	0	0	13.1	14	10	10	3	0	4-0	13	0	0
	San Francisco	3	3	5.08	39	0	0	0	1	44.1	48	25	25	8	1	13-0	39	1	0
2023	Round Rock	2	0	2.25	8	0	0	0	0	12.0	9	3	3	1	0	2-0	16	0	0
	Durham	0	1	18.00	3	0	0	0	0	2.0	4	4	1	0	0	4-0	1	0	0
	Boston	0	0	9.00	2	0	0	0	0	3.0	3	3	3	0	0	3-1	2	0	0
	Tampa Bay	3	6	3.93	26	14	0	0	0	87.0	91	40	38	13	4	9-0	72	4	0
Minor League Totals		51	38	3.47	171	121	4	0	2	761.2	744	341	294	50	36	215-0	705	36	4
Major League Totals		16	11	4.09	173	18	0	0	3	259.2	259	128	118	40	12	72-3	225	9	2

1: Selected by the Seattle Mariners in the 11th round of the 2013 First-Year Player Draft...signed by Devitt Moore. 2: Acquired by the New York Yankees from Seattle in exchange for LHP James Pazos, November 11, 2016. 3: Acquired by the Minnesota Twins along with LHP Dietrich Enns from New York-AL in exchange for LHP Jaime Garcia, July 30, 2017. 4: Signed by the San Francisco Giants as a free agent, February 4, 2021. 5: Signed by the Texas Rangers as a free agent, February 3, 2023. 6: Acquired by the Boston Red Sox from Texas in exchange for cash considerations, May 5, 2023. 7: Claimed off waivers by the Tampa Bay Rays from Boston, May 12, 2023.

POSTSEASON PITCHING

YEAR	SERIES	CLUB	W	L	ERA	G	GS	CG	SHO	SV	IP	H	R	ER	HR	HB	BB-I	SO	WP	BK
2019	ALDS	MIN vs. NYY	0	1	54.00	2	0	0	0	0	0.1	0	2	2	0	1	1-0	0	1	0
2021	ALDS	SF vs. LAD	0	0	10.13	2	0	0	0	0	2.2	6	3	3	1	0	0-0	5	0	0
2023	ALWC	TB vs. TEX	0	0	0.00	1	0	0	0	0	2.0	0	0	0	0	1	0-0	4	0	0
Postseason Totals			0	1	9.00	5	0	0	0	0	5.0	6	5	5	1	2	1-0	9	1	0

CAREER FIELDING

YEAR	POSITION	PCT	G	PO	A	E	TC	DP
2018	Pitcher	1.000	8	0	6	0	6	0
2019	Pitcher	1.000	29	1	3	0	4	0
2020	Pitcher	1.000	6	0	2	0	2	1
2021	Pitcher	.929	63	6	7	1	14	0
2022	Pitcher	1.000	39	5	2	0	7	0
2023	Pitcher	.944	28	14	3	1	18	1
Totals		.961	173	26	23	2	51	2



CAREER BATTING

YEAR	CLUB	AVG	AB	R	H	2B	3B	HR	RBI	SH	SF	HB	BB-I	SO	SB	CS	GDP	OBP	SLG
2021	San Francisco	.250	4	0	1	0	0	0	0	0	0	0	0-0	3	0	0	0	.250	.250

LEFT-RIGHT BREAKDOWN

	2023				CAREER			
	AVG	AB	H	HR	AVG	AB	H	HR
vs. Left	.233	172	40	6	.250	408	102	13
vs. Right	.287	188	54	7	.264	595	157	27

DID YOU KNOW?

CATWALK RUNDOWN

The four catwalks located above the playing surface at Tropicana Field are labeled the A-, B-, C- and D-rings, with the lowest being the D-ring. Any fair ball that hits the lower two catwalks (C, D) is a home run. A fair ball that hits one of the top two catwalks (A, B) is in play. Any fair ball that stays on one of the top two catwalks is a ground-rule double. A foul ball that hits one of the catwalks is a dead ball.

- ◆ The **D-ring** ranges from 59 feet above the playing surface in CF to 121 feet behind home plate.
- ◆ The **C-ring** ranges from 99 feet in CF to 146 feet behind home plate.
- ◆ The **B-ring** ranges from 142 feet in CF to 173 feet behind home plate.
- ◆ The **A-ring** ranges from 181 feet in CF to 194 feet behind home plate.

In 25 seasons, 197 fair balls have hit catwalks: C-ring (106), B (45), D (40), A (6). This includes two during the relocated Rangers-Astros series in 2017 due to the devastation caused by Hurricane Harvey. Not included in that total is one fair ball that struck the roof, off the bat of MIN Miguel Sanó on Aug 7, 2016.

Five fair balls have hit catwalks in the postseason, all home runs: Evan Longoria off the C-ring in Game 1 of the 2008 ALDS vs. CHW, B.J. Upton off the C-ring in Game 6 of the 2008 ALCS vs. BOS, Willy Adames off the D-ring in Game 4 of the 2019 ALDS vs. HOU, TOR Danny Jansen off the D-ring in Game 2 of the 2020 AL Wild Card Series and Nelson Cruz off the C-ring in Game 1 of the 2021 ALDS vs. BOS.

Eight times a fair ball has hit a catwalk and not come down: TB Brett Phillips, April 12, 2022 vs. OAK (C-ring); TEX Joey Gallo, June 30, 2019 (D-ring); TB Avisail García, April 18, 2019 vs. BAL (D-ring); TB John Jaso, Sep 17, 2015 vs. BAL (C-ring); BOS David Ortiz, Sep 17, 2008 (D-ring); BOS Jason Bay, Sep 15, 2008 (C-ring); Carlos Peña, May 26, 2008 vs. TEX (B-ring); and José Canseco, May 2, 1999 vs. DET (B-ring).

Evan Longoria is the all-time leader in fair balls off the catwalk (11) and catwalk home runs (8). Alex Rodríguez and David Ortiz hit the catwalks five times, most of any visiting players. Carlos Peña hit the catwalks five times in 2007, most by any player in one season. All told, 43 different Rays have hit balls off the catwalks in the regular season: Evan Longoria (10), Jonny Gomes (8), Carlos Peña (8), Greg Vaughn (6), Fred McGriff (4), Steven Souza Jr. (3), José Canseco (3), Ben Grieve (3), Willy Adames (2), Curt Casali (2), Carl Crawford (2), Vinny Castilla (2), Avisail García (2), Travis Lee (2), Brett Phillips (2), Rocco Baldelli (1), Tim

| TB |



74

LEFT-HANDED PITCHER

JACOB LOPEZ

Jacob Isaiah Lopez



BATS LEFT

THROWS LEFT

HEIGHT 6'4"

WEIGHT 245

OPENING DAY AGE 26

MAJOR LEAGUE SERVICE 11 days

BORN 3/11/98 in Granada Hills, CA

RESIDES Ormond Beach, FL

CONTRACT STATUS Signed through 2024

SIGNING SCOUT Charles Fick (Giants)

ACQUIRED From the San Francisco Giants in exchange for OF Joe McCarthy, 7/31/19

X-RAY REPORT

- Following a breakout 2018 season at College of the Canyons, Jacob's former high school coach John Maggiora commented, "Everything he throws moves. He's not just throwing, he's actually pitching. But he's a student of the game. You ask him anything about the Dodgers, certain pitchers, he's sort of a walking encyclopedia. Just a kid that eats and breathes baseball."
- Jacob's fastball velocity jumped from 83 mph as a high school senior to 91 mph as a college sophomore...he credited the improvement to his workout routine, believing consistent effort in the weight room taught him greater discipline.
- He pitched for the Perth Heat in the Australian Baseball League in 2020...Jacob, who describes himself as a "big fisherman," enjoyed fishing on the Swan River during his time in the continent.
- Jacob and his girlfriend, Emily, split their time between California and Florida...they enjoy spending time outdoors with their dogs, Penny and Millie.

2023 SEASON

- Made four appearances (1GS) in his first major league season, going 1-0 with a 4.38 ERA (12.1IP, 6ER) and one save.
- Began the season with Double-A Montgomery and posted a 2.57 ERA (28.0IP, 8ER) across eight appearances (6GS)...promoted to Triple-A Durham on May 23 and went on to make 18 starts for the Bulls, going 4-5 with a 2.72 ERA (79.1IP, 24ER).
- Named Southern League pitcher of the Week for the week of April 18-23...in two starts against Mississippi that week, he tossed 7.0 scoreless innings, allowing two hits while striking out 12 batters against one walk.

- On Aug. 14, had his contract selected from Durham and made his MLB debut later that day (SV, 3.0IP, 3H, 1ER, 2SO)...the California native made his debut and earned his first career save against the Giants, the team who originally drafted him in the 26th round of the 2018 First-Year Player Draft.
- Fanned Wade Meckler for the first strikeout of his career in his debut.
- Became the third Ray to record a save in his MLB debut, joining Braden Bristo (April 13, 2023 vs. BOS) and Dale Thayer (May 22, 2009 at FLA).
- On Oct. 1 at TOR, made his first big league start and earned the win (5.0IP, 8H, 6R, 5ER, 2BB, 4 SO).
- Rated as the No. 28 prospect in the Rays organization by *Baseball America* following the season.

CAREER HIGHLIGHTS

- In 2022, missed the entire season while rehabbing from Tommy John surgery.
- Made 15 appearances in 2021 between Double-A Montgomery and Class-A Bowling Green, went 3-1 with a 2.41 ERA (59.2IP, 16ER) and two saves... named to the South Atlantic League postseason All-Star team.
- In 2020, was not part of the Rays 60-man player pool and did not pitch following the cancellation of the minor league season...made five appearances (2GS) with Perth Heat in the Australian Baseball League, going 2-0 with a 0.66 ERA (13.2IP, 1ER) and 21 strikeouts
- In 2019, went 4-3 with a 2.86 ERA (56.2IP, 18ER) in 12 starts between Rookie-level Salem-Keizer and Rookie-level Hudson Valley...acquired by the Rays from the Giants on July 31 in exchange for OF Joe McCarthy.



- Named Northwest League Pitcher of the Week for the week of June 17-23.
- In **2018**, made his professional debut with AZL Giants Orange, going 1-1 with a 1.42 ERA (25.1IP, 4ER) across nine appearances (4GS).

commitment to Texas Tech University after being drafted.

- In two seasons at College of the Canyons (Calif.), helped the Cougars to a conference title as a freshman in 2017 and was named the 2018 Western State Conference East Division Pitcher of the Year.

AMATEUR CAREER

- Selected by the Giants in the 26th round of the 2018 First-Year Player Draft...forewent his

CAREER PITCHING

YEAR	CLUB	W	L	ERA	G	GS	CG	SHO	SV	IP	H	R	ER	HR	HB	BB-I	SO	WP	BK	
2018	AZL Giants Orange	1	1	1.42	9	4	0	0	0	25.1	18	4	4	2	0	6-0	34	0	0	
2019	Salem-Keizer	2	3	3.02	9	9	0	0	0	41.2	41	17	14	2	4	7-0	39	3	0	
	Hudson Valley	2	0	2.40	3	3	0	0	0	15.0	8	4	4	2	0	4-0	18	0	0	
2020		Did Not Pitch																		
2021	Bowling Green	3	1	2.30	14	10	0	0	2	54.2	40	15	14	6	6	17-0	88	3	0	
	Montgomery	0	0	3.60	1	1	0	0	0	5.0	3	2	2	0	0	1-0	8	0	0	
2023	Montgomery	0	0	2.57	8	6	0	0	0	28.0	14	8	8	2	2	9-0	45	1	1	
	Durham	4	5	2.72	18	18	0	0	0	79.1	58	30	24	7	4	47-0	87	1	1	
	Tampa Bay	1	0	4.38	4	1	0	0	1	12.1	14	7	6	0	2	2-0	8	1	0	
	Minor League Totals	12	10	2.53	62	51	0	0	2	249.0	182	80	70	21	16	91-0	319	8	2	
	Major League Totals	1	0	4.38	4	1	0	0	1	12.1	14	7	6	0	2	2-0	8	1	0	

1: Drafted by the San Francisco Giants in the 26th round of the 2018 First-Year Player Draft...signed by Charles Fick. 2: Acquired by the Tampa Bay Rays from San Francisco in exchange for LHP Joe McCarthy, July 31, 2019.

CAREER FIELDING

YEAR	POSITION	PCT	G	PO	A	E	TC	DP
2023	Pitcher	1.000	4	2	2	0	4	1

LEFT-RIGHT BREAKDOWN

	2023				CAREER			
	AVG	AB	H	HR	AVG	AB	H	HR
vs. Left	.267	15	4	0	.267	15	4	0
vs. Right	.286	35	10	0	.286	35	10	0



8

INFIELDER

BRANDON LOWE



Brandon Norman Lowe (rhymes with “now”)

BATS LEFT

THROWS RIGHT

HEIGHT 5'10"

WEIGHT 190

OPENING DAY AGE 29

MAJOR LEAGUE SERVICE 5 years, 58 days

BORN 7/6/94 in Suffolk, VA

RESIDES College Grove, TN

CONTRACT STATUS Signed a six-year contract through 2024 plus two club options, 3/20/19

SIGNING SCOUT Lou Wieben (Rays)

ACQUIRED Selected in the third round of the 2015 First-Year Player Draft

X-RAY REPORT

- Brandon is the unofficial taste-tester for Sweet and Lowe Bakery, a home business his wife, Madison, started in June 2020 after photos of her desserts gained traction on her social media... she creates custom bakes out of their kitchen... Brandon sometimes pitches in with the dishes.
- Brandon and Madison have a one-year-old son, Emmett Dean...they describe Emmett as a “baseball baby,” as he’s already attended several games at Tropicana Field and has traveled to multiple Rays road series.
- He and Madison built a country home in College Grove, Tenn...they live there in the offseason with their dog, Collie, a miniature bernedoodle—a mix of a Bernese mountain dog and poodle.
- Brandon maximizes the power potential in his body by implementing a routine of drills using bands and bungee cords to promote posture, balance and the transfer of energy...he uses these to create awareness and feel with his swing.
- In 2019, he launched the “Home Runs for Hope” program...for each home run Brandon hits, he donates \$100 to the Crisis Center of Tampa Bay, matched by the Rays Baseball Foundation... mental health has heavily impacted his family and he wants to ensure no one feels helpless when dealing with mental health issues.
- His sister, Bre, is the head coach of the Rensselaer Polytechnic Institute field hockey team...his father played baseball at SUNY Cortland.

2023 SEASON

- Appeared in 109 games and made 101 starts, his second-most games in any season behind 2021 (149G)...was on the injured list from June 5–July

4 (low back inflammation) and Sept. 23 through the end of the season (right patella fracture).

- Hit .167/.246/.284 (17-for-102) in 28 games preceding his 30-day stint on the injured list (April 22–May 28)...hit .254/.353/.483 (51-for-201) in his final 59 games after being reinstated on July 4.
- Recorded career highs in both hard-hit pct. (47.5%) and walk rate (11.5%), surpassing his 2020 season in both categories (46.2%/11.2%).
- Despite appearing in only 109 games, his 21 HR ranked third among AL primary second basemen...he is the only primary second baseman in Rays history to record multiple 20+ HR seasons.
- Produced four go-ahead home runs from the 8th inning on, tied with STL Nolan Gorman for the major league lead...it marked the most such HR in a season in Rays history.
- His four outs above average ranked fifth among AL second basemen, according to Statcast... it marked his first season producing a positive number in the statistic.
- Made his fifth straight Opening Day roster and fourth Opening Day start (2019, 2021-23).
- Homered in five straight starts from April 8-13, tying the second-longest streak in Rays history behind Carlos Peña’s six-start streak (June 6-12, 2010)...it tied six other players for the longest streak in the majors in 2023.
- On April 8 vs. OAK, scored a career-high four runs and drew a career-high-tying three walks (also May 21, 2021 at TOR)...added a home run in the win, snapping a career-long 24-game homerless drought dating back to August 5, 2022.



- On April 9 vs. OAK, hit his third career grand slam off James Kaprielian in the 4th inning, his first since August 7, 2021 at BAL...his three career grand slams are tied for fourth most in Rays history...also recorded a season-high 5 RBI in the win.
- On April 21 vs. CWS and on Sept. 5 vs. BOS, delivered his first two career walk-off homers...joined OAK Brent Rooker as the only players in the majors with multiple walk-off HR...is one of seven Rays with multiple career walk-off HR, and is one of four to accomplish the feat twice in a season (Carl Crawford, 2003; Johnny Damon, 2011; Evan Longoria, 2011).
- Reached base safely in a career-high 17 straight games from Aug. 15–Sept. 7, the third-longest streak by a Ray in 2023 (Yandy Díaz: 22G; Randy Arozarena: 20G).
- On Aug. 16 at SF, hit his 100th career home run, becoming the fastest primary second baseman to reach the mark in MLB history by both games (477) and plate appearances (1,902), surpassing Dan Uggla in both categories (509G/2,242PA).
- On Sept. 17 at BAL, recorded his 105th career home run, surpassing Carl Crawford (104) for sixth on the Rays all-time home run list.
- On Sept. 21 vs. LAA, fouled a José Soriano curveball off his right knee in the 7th inning...completed the eight-pitch at-bat and played defense the following inning, but was removed from the game in the 9th and diagnosed with a right patella fracture two days later.

CAREER HIGHLIGHTS

- Limited to 65 games (61GS) in **2022** due to three stints on the injured list...placed on the 10-day IL for the third time on Sept. 12 and missed the rest of the season...underwent a series of epidural and other injections, performed by Dr. Thomas Tolli...transferred to the 60-day IL on Sept. 28.
- Was on the 10-day IL from May 16–July 15...after undergoing testing, was diagnosed with a stress reaction in his low back...missed the minimum 10 days on his second injured list stint from Aug 28–Sep 6 (right triceps contusion).
- Made his fourth straight Opening Day roster and third Opening Day start (2019, 2021-22).
- On May 13 vs. TOR, tied a single-game club record with two triples...became the 10th player (16th time) to triple twice in a game, first since Brett Phillips on Sept. 29, 2021 at HOU.
- In **2021**, finished 10th in the AL Most Valuable Player balloting, including two sixth-place votes...marked his second consecutive top 10

finish after placing eighth in the shortened season.

- His 39 HR tied Carlos Peña in 2009 for second in club history behind Peña (46 HR) in 2007...tied for sixth in the majors behind TOR Vladimir Guerrero Jr. (48 HR), KC Salvador Perez (48 HR), LAA Shohei Ohtani (46HR), TOR Marcus Semien (45 HR) and SD Fernando Tatis Jr. (42 HR)...set a club record for a middle infielder, previously held by Brad Miller (30 HR) in 2016...tied for sixth in major league history among second basemen (min. 50 pct. of games there) behind TOR Marcus Semien (45 HR) in 2021, ATL Davey Johnson (43 HR) in 1973, MIN Brian Dozier (42 HR) in 2016, STL Rogers Hornsby (42 HR) in 1922 and CHC Ryne Sandberg (40 HR) in 1990.
- From June 11 through season's end, hit .284/.367/.627 (93-for-327) with 25 doubles, 29 HR and 74 RBI in 91 games (82 starts)...his .994 OPS over that stretch ranked first in the AL.
- His 99 RBI ranked second in club history for a middle infielder behind Jorge Cantú (117 RBI) in 2005.
- Had a .581 SLG vs. RHP, fourth in the AL, and ranked fourth with a .956 OPS vs. RHP...against lefties, hit .296 (24-for-81) after the All-Star break compared to .110 (10-for-91) before it.
- On June 19 at SEA, hit a game-tying homer off Kendall Graveman in the 9th inning...it was the second time in franchise history the Rays got a game-tying, pinch-hit homer with two outs in the 9th, joining Dan Johnson in "Game 162" on September 28, 2011 vs. NYY, which ended with an Evan Longoria walk-off homer as the Rays clinched the AL Wild Card...it was the eighth game-tying homer with two outs in the 9th in club history.
- On July 5 vs. CLE, hit a 2nd-inning grand slam off Logan Allen, the first grand slam of his career...was the fifth in club history by a second baseman and first since Ben Zobrist on June 3, 2009 vs. KC (Brian Bannister), going 4,414 days in between.
- On October 2 at NYY, hit three-run homers in the 1st and 3rd innings and a solo homer in the 7th, tying a single-game club record with 3 HR...his 7 RBI were the most by a Rays hitter since Ben Zobrist had a club-record 8 RBI on April 28, 2011 at MIN (G1)...became the first second baseman all-time with a 3-HR game against the Yankees...was the fifth player all-time with at least 3 HR and 7 RBI in a game against the Yankees, a list including KC Bo Jackson on July 17, 1990 and STL-AL Goose Goslin on June 23, 1932.



- ♦ **POSTSEASON:** Went 0-for-18 in the ALDS against the Red Sox, which extended his hitless streak in the Division Series to 39 at-bats.
- ♦ Won the **2020** Don Zimmer Award, given to the club's Most Valuable Player...was the second player to win Outstanding Rookie one season and then win MVP the following season, joining Jorge Cantú in 2004-2005.
- ♦ Named second team All-MLB, with NYY DJ LeMahieu receiving first team honors.
- ♦ Ranked among AL leaders in homers (17th, 14), OPS (8th, .916) and slugging pct. (9th, .554)...led the team in those categories as well as runs (36), hits (52), RBI (37) and extra-base hits (25).
- ♦ Led major league second basemen with 14 HR, ahead of MIL Keston Hiura (13)...also ranked first with 37 RBI and 25 XBH and third with 36 runs and 25 walks.
- ♦ Named AL Player of the Week for the week of Aug. 10-16, his first career weekly honor...hit .448/500/1.000 (13-for-29) with four doubles, 4 HR and 10 RBI in seven games.
- ♦ Homered in four straight games from Aug. 12-15 at BOS/TOR...at the time, was the seventh player in club history to homer in four straight games and the first since Evan Longoria (4G) from June 2-5, 2016 at MIN.
- ♦ On Sept. 6 vs. MIA, recorded his first career walk-off RBI with a sacrifice fly off Brandon Kintzler in the 10th inning.
- ♦ On Sept. 16 vs. WSH, hit a game-tying homer off Daniel Hudson in the 9th inning...was the second Ray all-time to hit a game-tying homer with the team down to its final strike, joining Dan Johnson in "Game 162" on September 28, 2011 vs. NYY.
- ♦ **POSTSEASON:** Hit .118 (9-for-76) with 4 HR and 8 RBI in 20 games (19 starts)...all 4 HR came in his last nine games, including three in the World Series.
- ♦ Went 0-for-18 in the ALDS against the Yankees, the most at-bats without a hit in a single postseason series since PIT Neil Walker (19AB) in the 2013 NLDS against the Cardinals.
- ♦ His 3 HR in the World Series tied SF Jeff Kent in 2002 and LAD Davey Lopes in 1978 for the second most as a second baseman (while playing the position) in a single World Series behind PHI Chase Utley (5HR) in 2009.
- ♦ In Game 2 of the World Series at LAD, homered in the 1st and 5th innings for the seventh multi-HR game in Rays postseason history and first in the World Series...became the sixth second baseman (7th time) with a multi-HR

game in the World Series, joining PHI Chase Utley (twice) in 2009, SF Jeff Kent in 2002, LAD Davey Lopes in 1978, LAD Charlie Neal in 1959 and NYY Tony Lazzeri in 1932.

CAREER HIGHS

HITS	RUNS
4, 2x, last 7/17/22 vs. BAL	4, 4/8/23 vs. OAK
HITTING STREAK	WALKS
12G, 4/22/19 - 5/8/19	3, 2x, last 4/8/23 vs. OAK
HOME RUNS	STRIKEOUTS
3, 10/2/21 at NYY	5, 2x, last 4/24/23 vs. HOU
RBI	STOLEN BASES
7, 10/2/21 at NYY	2, 2x, last 5/27/21 vs. KC

HOME RUN HIGHLIGHTS

MULTI-HR GAMES (7)

3 - 10/2/21 at NYY; 2 - 5/7/22 at SEA; 8/16/21 vs. BAL; 7/10/21 vs. TOR; 5/21/21 at TOR; 6/9/19 at BOS; 4/12/19 at TOR

LEADOFF (4)

4/12/22 vs. OAK (Adam Oller); 8/30/21 vs. BOS (Nick Pivetta); 7/10/21 vs. TOR (Ross Stripling); 5/7/19 vs. ARI (Taylor Clarke)

WALK-OFF (2)

9/5/23 vs. BOS (Kenley Jansen), 4/21/23 vs. CWS (Reynaldo López)

GRAND SLAMS (3)

4/9/23 vs. OAK (James Kaprielian), 8/7/21 at BAL (Cesar Valdez); 7/5/21 vs. CLE (Logan Allen)

PINCH HIT (1)

6/19/21 at SEA (Kendall Graveman)

- ♦ In **2019**, named to the AL All-Star Team...voted the club's Outstanding Rookie by the Tampa Bay Chapter of the BBWAA...his 17 HR ranked third in club history for a rookie, behind Evan Longoria (27) in 2008 and Jonny Gomes (21) in 2005, despite 68 games on the injured list.
- ♦ Finished third in the AL Rookie of the Year race behind unanimous winner HOU Yordan Alvarez and BAL John Means.
- ♦ Fouled a ball off his right shin on July 2 vs. BAL, sustaining a right shin bone bruise, then was removed from his Aug. 21 rehab game with Triple-A Durham with a left quadriceps strain, a separate and unrelated injury...reinstated from the 60-day IL on Sep 22, appearing in 6 games (5GS) to end the season.
- ♦ At the time of his injury, led the Rays with 16 HR and 49 RBI...his 16 HR tied Evan Longoria in 2008 for the most by a Rays rookie before the All-Star break.



- ◆ On March 20, signed a six-year contract through 2024, with club options for the 2025 and 2026 seasons...it was the fourth time the Rays signed a player with less than a year of service time to a long-term extension, following Chris Archer (2014), Matt Moore (2011) and Evan Longoria (2008)...they were joined on this list by Wander Franco in 2021.
- ◆ Named AL Rookie of the Month for April, the first Ray to win it since Wil Myers in September 2013...from March 28-April 29, hit .289/.350/.567 (26-for-90) with five doubles, one triple, 6 HR and 17 RBI.
- ◆ Made his first Opening Day roster, starting at designated hitter and batting cleanup.
- ◆ On April 12 at TOR, hit a pair of two-run homers for the first multi-HR game of his career...his first homer reached the 500 Level at Rogers Centre, becoming the smallest player, by both height and weight, ever to homer to the 500 Level.
- ◆ His 6 HR in April were a club rookie record, passing Steven Souza Jr. (4) in 2015.
- ◆ Hit safely in 12 consecutive games from April 22-May 8, one shy of tying the longest hitting streak by a rookie in franchise history.
- ◆ Won the Al Lopez Award, presented to the club's most outstanding rookie in Spring Training...hit .377/.411/.698 (20-for-53) in 18 games.
- ◆ **ALL-STAR GAME:** Added to the AL All-Star Team as an injury replacement for LAA Tommy La Stella, but did not play due to his own injury.
- ◆ Became the fourth rookie in franchise history selected to the All-Star Team, joining Evan Longoria in 2008, Lance Carter in 2003 and Rolando Arrojo in 1998.
- ◆ **POSTSEASON:** Entered the AL Wild Card Game at OAK as a pinch-hitter in the 3rd inning and remained in the game at second base...started the first 4 games of the ALDS...in Game 1 at HOU, made a 5th-inning error leading to two unearned runs...in Game 3 vs. HOU, homered off Zack Greinke on the first pitch of the 4th inning.
- ◆ In **2018**, selected from Durham on Aug. 4 and remained with the Rays through season's end, his first career major league action...appeared in 43 games and made 36 starts (24-2B, 7-LF, 5-RF).
- ◆ Totaled 28 HR and 101 RBI between Double-A Montgomery, Durham and the Rays.
- ◆ Hit .297/.391/.558 (113-for-380) with 31 doubles, 22 HR and 76 RBI in 100 games between Montgomery and Durham, earning a June 7 promotion to the Triple-A level.

- ◆ Began his major league career hitless through 19 AB, the second-longest to begin a career in club history behind Stephen Vogt (0-for-25) in 2012... after snapping the skid on Aug. 15, hit .273/.357/.527 (30-for-110) with 6 HR and 25 RBI in 37 games (30GS) through season's end.
- ◆ On Aug. 15 at NYY, recorded his first career hit, a 2nd-inning RBI single off Luis Cessa...on Aug. 28 at ATL, hit his first career home run, on a 2-2 pitch from Julio Teheran in the 6th inning.
- ◆ Began the season with Montgomery and was named to the Southern League midseason All-Star Team...ranked second among Rays farmhands with 22 HR and tied for fourth with 76 RBI.
- ◆ Named to the Rays Organizational All-Star Team by MLB.com for a second consecutive year.
- ◆ Ranked by *Baseball America* as the No. 93 overall prospect in the minors following the season...was the No. 8 prospect in the Rays system...named by the publication to its Triple-A All-Star Team.
- ◆ In **2017**, became the first player in Stone Crabs history to win the Florida State League Most Valuable Player Award...named Most Valuable Player for Class-A Charlotte by the Rays Baseball Operations department.
- ◆ Selected to the FSL midseason All-Star Team... despite a stint on the injured list and an Aug. 2 promotion to Montgomery, tied for the FSL lead with 34 doubles and ranked third with 46 extra-base hits.
- ◆ Named the Rays Minor League Hitter of the Month for May, batting .308 (28-for-91) with nine doubles, 6 HR and 14 RBI.
- ◆ Played 16 games for the Surprise Saguaros in the Arizona Fall League.
- ◆ Ranked by *Baseball America* as the No. 16 prospect in the Rays system following the season.
- ◆ In **2016**, began his professional career with Class-A Bowling Green.

AMATEUR CAREER

- ◆ Selected in the third round of the 2015 First-Year Player Draft out of the University of Maryland.
- ◆ Ranked by *Baseball America* as the No. 2 second baseman in the draft.
- ◆ Hit .331 (83-for-251) with 18 doubles, 9 HR, 53 RBI and 11 steals as a redshirt sophomore...suffered a broken fibula in the final game of the season after rounding first base on a single.
- ◆ Missed his freshman season at Maryland due to a torn ACL.





DAVIDA FRANKLIN / TAMPA BAY RAYS

CAREER BATTING

YEAR	CLUB	AVG	G	AB	R	H	2B	3B	HR	RBI	SH	SF	HB	BB-I	SO	SB	CS	GDP	OBP	SLG
2016	Bowling Green	.248	107	379	67	94	15	3	5	42	3	2	5	60-1	77	6	3	6	.357	.343
2017	Charlotte	.311	90	315	62	98	34	3	9	46	0	2	3	47-2	65	6	3	2	.403	.524
	Montgomery	.253	24	95	8	24	5	1	2	12	1	2	1	2-0	26	1	1	0	.270	.389
2018	Montgomery	.291	54	199	37	58	17	1	8	41	0	3	3	35-1	55	8	2	3	.400	.508
	Durham	.304	46	181	36	55	14	0	14	35	0	1	1	22-0	47	0	1	1	.380	.613
	Tampa Bay	.233	43	129	16	30	6	2	6	25	0	1	2	16-0	38	2	1	3	.324	.450
2019	Tampa Bay	.270	82	296	42	80	17	2	17	51	0	1	5	25-0	113	5	0	1	.336	.514
	GCL Rays	.000	2	4	0	0	0	0	0	0	0	0	0	0-0	2	0	0	0	.000	.000
	Charlotte	.167	2	6	2	1	1	0	0	2	0	0	1	1-0	0	0	0	0	.375	.333
	Durham	.143	2	7	0	1	0	0	0	0	0	0	0	0-0	2	0	0	0	.143	.143
2020	Tampa Bay	.269	56	193	36	52	9	2	14	37	0	2	4	25-0	58	3	0	2	.362	.554
2021	Tampa Bay	.247	149	535	97	132	31	0	39	99	0	3	9	68-4	167	7	1	2	.340	.523
2022	Tampa Bay	.221	65	235	31	52	10	2	8	25	0	1	3	27-0	61	1	0	1	.308	.383
	Durham	.313	5	16	3	5	2	0	0	1	0	0	1	0-0	2	0	0	0	.353	.438
2023	Tampa Bay	.231	109	377	58	87	15	1	21	68	0	3	6	50-0	119	7	0	8	.328	.443
	FCL Rays	.333	1	3	0	1	0	0	0	0	0	0	0	0-0	1	0	0	0	.333	.333
	Durham	.214	4	14	3	3	2	0	0	1	0	0	0	3-0	5	0	0	0	.353	.357
	Minor League Totals	.279	337	1219	218	340	90	8	38	180	4	10	15	170-4	282	21	10	12	.371	.459
	Major League Totals	.245	504	1765	280	433	88	9	105	305	0	11	29	211-4	556	25	2	17	.334	.484

1: Selected by the Tampa Bay Rays in the third round of the 2015 First-Year Player Draft...signed by Lou Wieben.

POSTSEASON BATTING

YEAR	SERIES	CLUB	AVG	G	AB	R	H	2B	3B	HR	RBI	SH	SF	HB	BB-I	SO	SB	CS	GDP	OBP	SLG
2019	ALWC	TB vs. OAK	.000	1	3	0	0	0	0	0	0	0	0	0	0-0	2	0	0	0	.000	.000
	ALDS	TB vs. HOU	.250	4	16	1	4	1	0	1	1	0	0	0	1-0	8	0	0	1	.294	.500
2020	ALWC	TB vs. TOR	.250	2	8	0	2	0	0	0	0	0	0	0	0-0	1	0	0	0	.250	.250
	ALDS	TB vs. NYY	.000	5	18	0	0	0	0	0	1	0	0	0	4-0	7	0	0	0	.182	.000
	ALCS	TB vs. HOU	.154	7	26	4	4	0	0	1	1	0	0	0	1-0	10	0	0	1	.185	.269
	WS	TB vs. LAD	.125	6	24	3	3	0	0	3	6	0	0	0	1-0	10	0	0	0	.160	.500
2021	ALDS	TB vs. BOS	.000	4	18	0	0	0	0	0	0	0	0	0	0-0	9	0	0	0	.000	.000
	Postseason Totals		.115	29	113	8	13	1	0	5	9	0	0	0	7-0	47	0	0	2	.167	.257

ALL-STAR GAME BATTING

YEAR	CLUB	AVG	G	AB	R	H	2B	3B	HR	RBI	SH	SF	HB	BB-I	SO	SB	CS	GDP	OBP	SLG	
2019	AL, Cleveland																				

Selected-Did Not Play (Injured)



CAREER FIELDING

YEAR	POSITION	PCT	G	PO	A	E	TC	DP
2018	Second Base	.990	28	47	57	1	105	19
	Left Field	1.000	11	8	0	0	8	0
	Right Field	1.000	5	8	0	0	8	0
2019	Second Base	.989	69	107	161	3	271	49
	First Base	1.000	5	38	3	0	41	4
	Right Field	1.000	5	3	0	0	3	0
	Left Field	1.000	2	2	0	0	2	0
2020	Second Base	.984	44	54	68	2	124	21
	Right Field	1.000	7	16	0	0	16	0
	Left Field	1.000	5	5	0	0	5	0
	First Base	-	1	0	0	0	0	0
2021	Second Base	.976	133	187	270	11	468	78
	Left Field	1.000	10	3	0	0	3	0
	Right Field	.933	6	14	0	1	15	0
	First Base	1.000	1	1	0	0	1	0
2022	Second Base	.969	53	74	113	6	193	23
	Right Field	-	1	0	0	0	0	0
2023	Second Base	.980	105	158	230	8	396	51
Totals	Second Base	.980	432	627	898	31	1556	241
	Left Field	1.000	28	18	0	0	18	0
	Right Field	.976	24	41	0	1	42	0
	First Base	1.000	7	39	3	0	42	4

LEFT-RIGHT BREAKDOWN

	2023					CAREER				
	AVG	AB	H	HR	RBI	AVG	AB	H	HR	RBI
vs. Left	.170	53	9	1	8	.220	419	92	26	70
vs. Right	.241	324	78	20	60	.253	1346	341	79	235




WILL VRAGOVIC / TAMPA BAY RAYS



15**OUTFIELDER**

JOSH LOWE

Joshua Edward Lowe (low)**BATS LEFT****THROWS RIGHT****HEIGHT 6'4"****WEIGHT 220**OPENING DAY AGE **26**MAJOR LEAGUE SERVICE **1 year, 93 days**BORN **2/2/98** in **Chesapeake, VA**RESIDES **Clermont, FL**CONTRACT STATUS **Signed through 2024**SIGNING SCOUT **Milt Hill (Rays)**ACQUIRED **Selected in the first round (13th overall) of the 2016 First-Year Player Draft**

X-RAY REPORT

- Josh's father, David, was selected by the Mariners in the fifth round in 1986 out of Satellite Beach (Fla.) High School, but instead accepted an appointment to the U.S. Naval Academy...David played football and baseball at Navy as a linebacker and pitcher...he went on to serve as a Navy pilot for 20 years.
- Josh is the younger brother of Rangers 1B Nathaniel Lowe, who played for the Rays from 2019-20...they became the second set of brothers to each play for the Rays, joining INF Julio Lugo (2003-06) and RHP Ruddy Lugo (2006-07)...they were teammates with Class-A Charlotte in the Rays system in 2017 and lived with Lucius Fox in a three-bedroom townhouse in the Riverwood retirement community in Port Charlotte...when Nathaniel's Rangers beat Josh's Rays in last year's AL Wild Card Series, they became the seventh pair of brothers in MLB history to face off in a postseason series.
- His mother, Wendy, was diagnosed with brain cancer last year, preventing her from attending the postseason series featuring her two sons... Josh was happy to report during Spring Training that she has stabilized and, while she will still report for regular scans, is "doing good."
- One of the family's favorite stories involves a game of catch and a broken window...when the two brothers were young, they were warned not to attempt knuckleballs in the backyard... moments later, Josh uncorked a sidearm knuckler that sailed directly through a back window.
- Josh and his fiancée, Anna, got engaged over the offseason...the two have a pet sheepadoodle named Ruex.

2023 SEASON

- Appeared in 135 games and made 116 starts (RF-86G, DH-17G, CF-12G, LF-1G).
- Joined Randy Arozarena (2022) as the only players in team history to have 20+ HR, 30+ SB and 30+ 2B in a season...was one of seven major leaguers to accomplish the feat in 2023...Lowe was the 26th player (33rd instance) since 1901 to reach those numbers in an age 25 or younger season.
- Became the youngest player in Rays history and third overall (4th instance) with a 20+ HR, 30+ SB season, joining Randy Arozarena in 2022 and B.J. Upton in 2011-12.
- Became the 10th player (20th instance) in Rays history with 30+ steals in a season...his 32 steals were tied for fifth in the AL.
- Joined Carl Crawford (3x, 2005-07) as the only Rays with 75+ RBI and 30+ SB in an age 25 or younger season.
- Min. 100 AB, his .358 (54-for-151) two-out average ranked second in the majors beyond TOR Bo Bichette (.361)...it signaled the second-highest mark in club history, ahead of Jason Bartlett (.356) in 2009.
- His .451 (24-for-53) average with runners in scoring position and two outs signaled a club record (min. 50AB), surpassing Carl Crawford (.413) in 2006...ranked third in MLB behind MIA Luis Arraez (.471) and TEX Jonah Heim (.463).
- Averaged a team-leading 411 ft. on his 20 home runs, the third-farthest mark among AL hitters with 20+ HR, trailing only LAA Shohei Ohtani (422 ft.) and NYY Giancarlo Stanton (416 ft.).
- Hit .296 (32-for-108) against offspeed pitches, the fourth-highest mark in the AL (min. 75AB)



CAREER HIGHS

HITS	HOME RUNS	RUNS	STRIKEOUTS
3, 10x, last 9/27/23 at BOS	1, 22x, last 9/27/23 at BOS	3, 9/27/23 at BOS	3, 14x, last 9/24/23 vs. TOR
HITTING STREAK	RBI	WALKS	STOLEN BASES
11G, 2x, last 9/15/23-current	5, 5/11/23 at NYY	2, 5x, last 9/21/23 vs. LAA	2, 5/28/23 vs. LAD

behind KC Bobby Witt Jr. (.413), TEX Corey Seager (.323) and TEX Jonah Heim (.312).

- ♦ Min. 25 attempts, his 91.4 stolen base pct. (32-for-35) ranked second in the AL behind BOS Jarren Duran (92.3%).

“

If there was one guy that I would say you could see taking the same sizable jump again, I would put it on him. Not to put added pressure on, but I just think that with his offseason, appreciate him recognizing what he just did, and knowing Josh, he's pretty hungry to be a really, really good player.

MANAGER KEVIN CASH
| Tampa Bay Times |

”

- ♦ Made his second consecutive Opening Day roster, both with the Rays.
- ♦ Hit .342 (.26-for-76) in April, fourth best in the AL behind BOS Jarren Duran (.396), TOR Matt Chapman (.372) and OAK Brent Rooker (.358).
- ♦ On May 3 vs. PIT, recorded his first career home run off a left-handed pitcher (Jose Hernandez)... the 455-foot blast deflected off Tropicana Field's D-ring catwalk in right field before hitting the scoreboard...it marked the farthest HR of his career.
- ♦ On May 11 at NYY, produced a career-high 5 RBI (2-for-5, 2B, HR, 5RBI, 2R).
- ♦ Was successful on 22 consecutive stolen base attempts from May 16–Sept. 5, the second-longest streak in team history behind Carl Crawford (32SB: 7/19/08–5/29/09).
- ♦ Recorded 10+ HR, 10+ 2B and 10+ SB in his first 42 games to open the season, becoming the

fastest player to reach those figures in club history, ahead of Evan Longoria in 2010 (50G).

- ♦ Scored at least one run in a career-best six consecutive games from Aug. 16–24.
- ♦ In 37 games from Aug. 16 through the end of the season, hit .346 (46-for-133) with 11 doubles, 6 HR, 25 RBI, 23 runs and eight steals...his .346 average during that stretch was second highest in the AL behind teammate Yandy Díaz (.357).
- ♦ Hit safely in a career-high-tying 11 consecutive games from Sept. 15–Oct. 1 to end the season.
- ♦ On Sept. 23 vs. TOR, registered his first career walk-off plate appearance (RBI-single).
- ♦ **POSTSEASON:** Entered Game 1 of the ALWC vs. TEX as a pinch hitter for Manuel Margot in the 9th inning and drew a walk...went 1-for-4 and scored a run in Game 2.

CAREER HIGHLIGHTS

- ♦ In **2022**, appeared in 52 games and made 48 starts (25-RF, 9-LF, 7-CF, 7-DH) spanning two stints: Opening Day–May 1 and June 20–July 30.
- ♦ Hit .259 (36-for-139) with 12 doubles, two triples, 2 HR and 12 RBI off right-handed pitching, compared to .095 (4-for-42) with zero extra-base hits and one RBI off southpaws.
- ♦ Made the first Opening Day roster of his career... originally was optioned during spring training on March 31 but was recalled after the Rays traded Austin Meadows to the Tigers.
- ♦ On April 29 vs. MIN, hit cleanup for the first time in his career and hit a three-run homer off Dylan Bundy in the 1st inning, the first homer of his career...became the first player in Rays history to hit his first career homer out of the cleanup spot in the order.
- ♦ Hit .315/.402/.556 (95-for-302) with 27 doubles, 14 HR, 67 RBI and 25 steals in 80 games for Triple-A Durham.
- ♦ In **2021**, joined the Rays from Sept. 8-10 when Randy Arozarena was on the paternity list.
- ♦ On Sept. 8 at BOS, made his major league debut with a start in right field...reached base safely in both plate appearances including his first career hit, an infield single off Nathan Eovaldi in the 5th



inning...became the second player in club history with a hit and stolen base in his major league debut, joining Vidal Bruján on July 7 vs. CLE (G1).

- At 23 years, 218 days, was the third-youngest to start in right field at Fenway Park in their major league debut...the others: TB Wil Myers (22.190) in 2013 and STL-AL Pat Parker (22.080) in 1915.
- Named Minor League Player of the Year and Most Valuable Player for Durham by the Rays Baseball Operations department...hit .291 (117-for-402) with 28 doubles, 22 HR, 78 RBI and 26 steals in 111 games for the Bulls...became the first Durham player with 20 HR and 20 SB in a season since Justin Ruggiano in 2007.
- Named to the Triple-A East postseason All-Star Team and the Rays Organizational All-Star Team by MLB.com.
- Ranked by *Baseball America* as the No. 44 overall prospect in the minors following the season... was the No. 2 prospect in the Rays system... the publication also tabbed him as the Best Defensive Outfielder in the organization for a fourth straight year...earned the nod for Best Outfield Arm for the third time (2017, 2020).
- In 2020, was part of the Rays 60-man player pool and spent the summer at the alternate training site in Port Charlotte.
- Ranked by *Baseball America* as the No. 16 prospect in the Rays system following the season.
- In 2019, named to the midseason Southern League All-Star Team.
- Named to the Rays Organizational All-Star Team by MLB.com.

- Hit .327 (17-for-52) with 2 HR and 11 RBI for the Salt River Rafterers in the Arizona Fall League... named to the AFL Rising Stars Game.
- Underwent right shoulder debridement surgery in November.
- Ranked by *Baseball America* as the No. 11 prospect in the Rays system following the season.
- Spent the 2018 season with Charlotte and recorded 25 doubles in 105 games.
- Ranked by *Baseball America* as the Best Athlete in the organization for a third straight year.
- In 2017, spent the season with Bowling Green and moved from third base to center field.
- Ranked by *Baseball America* as the No. 11 prospect in the Rays system following the season.
- Split the 2016 season between the GCL Rays and Rookie-level Princeton, batting .249 (43-for-173) with 5 HR and 26 RBI in 54 games.
- Ranked by *Baseball America* as the Best Infield Arm in the organization.

AMATEUR CAREER

- The Pope (Ga.) High School graduate signed a letter of intent to play at Florida State University before signing with the Rays...hit .391 with 11 HR and 39 RBI as a senior and named the Gatorade Baseball Player of the Year for Georgia.
- His older brother, Nathaniel, was selected by the Rays in the 13th round of the 2016 First-Year Player Draft out of Mississippi State University.

CAREER BATTING

YEAR	CLUB	AVG	G	AB	R	H	2B	3B	HR	RBI	SH	SF	HB	BB-I	SO	SB	CS	GDP	OBP	SLG
2016	GCL Rays	.258	28	93	14	24	6	1	2	15	0	1	0	20-1	27	1	1	0	.386	.409
	Princeton	.238	26	80	11	19	0	2	3	11	0	3	0	17-0	32	1	1	0	.360	.400
2017	Bowling Green	.268	118	456	60	122	26	2	8	55	4	5	0	42-0	144	22	8	5	.326	.386
2018	Charlotte	.238	105	399	62	95	25	3	6	47	1	4	4	47-2	117	18	6	2	.322	.361
2019	Montgomery	.252	121	448	70	113	23	4	18	62	6	3	3	59-0	132	30	9	1	.341	.442
2020										Did Not Play										
2021	Durham	.291	111	402	76	117	28	2	22	78	0	6	1	61-1	123	26	0	4	.381	.535
	Tampa Bay	1.000	2	1	0	1	0	0	0	0	0	0	0	1-0	0	1	0	0	1.000	1.000
2022	Tampa Bay	.221	52	181	24	40	12	2	2	13	1	0	1	15-1	66	3	0	1	.284	.343
2023	Tampa Bay	.292	135	466	71	136	33	2	20	83	0	3	1	31-2	124	32	3	6	.335	.500
Minor League Totals		.268	589	2180	344	585	135	16	73	335	11	25	10	290-5	690	123	27	16	.353	.445
Major League Totals		.273	189	648	95	177	45	4	22	96	1	3	2	47-3	190	36	3	7	.323	.457

1: Selected by the Tampa Bay Rays in the first round (13th overall) of the 2016 First-Year Player Draft...signed by Milt Hill.



POSTSEASON BATTING

YEAR	SERIES	CLUB	AVG	G	AB	R	H	2B	3B	HR	RBI	SH	SF	HB	BB-I	SO	SB	CS	GDP	OBP	SLG
2023	ALWC	TB vs. TEX	.250	2	4	1	1	0	0	0	0	0	0	0	1-0	0	0	0	0	.400	.250

CAREER FIELDING

YEAR	POSITION	PCT	G	PO	A	E	TC	DP
2022	Right Field	1.000	33	54	2	0	56	0
	Left Field	1.000	10	17	0	0	17	0
	Center Field	1.000	9	11	0	0	11	0
2023	Right Field	.988	101	164	5	2	171	1
	Center Field	1.000	14	19	0	0	19	0
	Left Field	1.000	3	2	0	0	2	0
Totals	Right Field	.991	135	221	7	2	230	1
	Center Field	1.000	23	30	0	0	30	0
	Left Field	1.000	14	20	0	0	20	0

LEFT-RIGHT BREAKDOWN

	2023					CAREER				
	AVG	AB	H	HR	RBI	AVG	AB	H	HR	RBI
vs. Left	.238	63	15	2	10	.181	105	19	2	11
vs. Right	.300	403	121	18	73	.291	543	158	20	85



WILL VRAGOVIC / TAMPA BAY RAYS



88

RIGHT-HANDED PITCHER

PHIL MATON

Phillip Louis Maton III (MAY-tawn)

BATS **RIGHT**THROWS **RIGHT**HEIGHT **6'2"**WEIGHT **215**OPENING DAY AGE **31**MAJOR LEAGUE SERVICE **6 years, 47 days**BORN **3/25/93 in Paducah, KY**RESIDES **Phoenix, AZ**CONTRACT STATUS **Signed through 2024**SIGNING SCOUT **Eddie Ciafardini & Matt Schaffner (Padres)**ACQUIRED **Signed as a free agent, 2/14/24**

X-RAY REPORT

- ◆ Phil has three brothers, including two younger brothers, Nick and Jacob, who play professional baseball...Nick, 27, was selected by the Phillies in the seventh round of the 2017 First-Year Player Draft and has played parts of three MLB seasons with Philadelphia (2021-22) and Detroit (2023)... he was acquired by Baltimore on Feb. 7, 2024.
- ◆ Phil and Nick have faced each other once in their MLB careers, with Nick tallying a single off Phil on Oct. 5, 2022.
- ◆ Jacob, 24, was originally selected by the Mariners in the 39th round of the 2018 First-Year Player Draft, but did not sign and pitched two seasons at Coastal Carolina University...he signed a minor league contract with the Rangers on July 26, 2022 and remains in the Texas organization, most recently with Class-A Hickory.
- ◆ As a senior at Glenwood (Ill.) High School in 2011, Phil went 10-2 with a 0.53 ERA, the lowest earned run average in conference history...the record stood for six years, until Jacob set a new mark (0.21 ERA) in 2017.
- ◆ While pitching for the Padres in 2018, Phil used the nickname "Spin Rate" on the back of his jersey for Players Weekend...the name was chosen for him by a group of Padres veterans.
- ◆ His father, Phil, ran track at Eastern Illinois University...his mother, Ellen, also attended Eastern Illinois and was on the volleyball team.

2023 SEASON

- ◆ Set career bests in appearances (68), ERA (3.00), and opp. average (.207) with the Astros.
- ◆ Min. 200 BF, his 23.5 pct. hard hit rate was the lowest in the majors...ranked in the 99th

percentile among all MLB pitchers in curveball spin, the 98th percentile in fastball spin and the 96th percentile in extension (Baseball Savant).

- ◆ Limited right-handed batters to a .153/.221/.210 (19-for-124) line with five extra-base hits (4 2B, 1 HR).
- ◆ Made his fifth consecutive Opening Day roster, including his second with the Astros.
- ◆ Threw 11.2 scoreless innings across 10 appearances from March 31-April 25 to open the season...during the run, struck out 13 batters against one walk while limiting opponents to a .054 (2-for-37) average and posting a 0.26 WHIP.
- ◆ On July 16 at LAA, tallied his lone save of the season...marked the second save of his career, with his last coming on June 17, 2017 at Milwaukee.
- ◆ Missed 13 games from Aug. 12-27 due to a right elbow contusion.
- ◆ In his final 13 appearances of the season from Sept. 1-30, recorded a 0.77 ERA (11.2IP, 1ER) with 13 strikeouts against three walks.
- ◆ **POSTSEASON:** Tossed 6.0 scoreless innings over six appearances, including 1.2 innings in the ALDS vs. Minnesota and 4.1 innings in the ALCS vs. Texas.

CAREER HIGHLIGHTS

- ◆ In **2022**, went 0-2 with a 3.84 ERA (65.2IP, 28ER) across 67 appearances in his first full season with the Astros...recorded a career-high 14 holds.
- ◆ Min. 150 BF, his 85.1 mph average exit velocity was tied for the lowest mark in the AL and tied for fourth lowest in MLB...under the same parameters, his 29.5 pct. hard hit rate was second



lowest in the in the AL and fourth lowest in MLB.

- ♦ Ranked in the 97th percentile among all MLB pitchers in curveball spin and the 93rd percentile in fastball spin.
- ♦ On June 15 at TEX, tossed an immaculate eighth inning, utilizing his four-seam fastball on each pitch...it marked the ninth immaculate inning in Astros history...he joined Luis Garcia as the only teammates in MLB history to record an immaculate in the same game.
- ♦ In **2021**, made 65 appearances (1GS) between Cleveland and Houston, posting a 4.73 ERA (66.2IP, 35ER) with a career-high 85 strikeouts.
- ♦ On July 30, was acquired by the Astros, along with C Yainer Diaz, in exchange for OF Myles Straw.
- ♦ Made 11 consecutive scoreless appearances from Aug. 29–Sept. 18 (10.2IP, 7H, 4BB, 11SO).
- ♦ **POSTSEASON:** Made 12 appearances, recording a 0.73 ERA (12.1IP, 1ER)...appeared in Games 1, 2, 4, 5 and 6 of the World Series vs. Atlanta, tossing 5.2 scoreless innings with eight strikeouts...his lone run surrendered during the postseason was a solo homer hit by J.D. Martinez in Game 3 of the ALCS at Boston.
- ♦ In his first full season at the major league level in **2020**, went 3-3 with 4.57 ERA (21.2IP, 11ER) in 23 appearances for Cleveland...yielded only one home run all season (CHC Jason Heyward).
- ♦ Went 2-0 with a 0.73 ERA (12.1IP, 1ER) and 17 strikeouts against one walk in his first 12 appearances from July 31–Sept. 2...went 1-3 with a 9.64 ERA (9.1IP, 10ER) in his final 11 appearances of the season.
- ♦ **POSTSEASON:** Pitched in both games of the ALWC against New York-AL, allowing one run across 3.1 innings.
- ♦ In **2019**, was on San Diego's Opening Day roster and had five stints with Padres, recording a 7.77 ERA (24.1IP, 21ER) across 21 appearances.
- ♦ Acquired by Cleveland on July 12 in exchange for international bonus slot money.
- ♦ Following the trade, posted a 2.92 ERA (12.1IP, 4ER) in nine appearances across three stints with Cleveland.
- ♦ In 22 appearances at the Triple-A level between the San Diego and Cleveland systems, went 2-2 with a 2.76 ERA (29.1IP, 9ER) and 47 strikeouts.
- ♦ In **2018**, recorded a 4.37 ERA (47.1IP, 23ER) in 45 relief appearances for San Diego.

CAREER HIGHS

LONGEST OUTING	RUNS ALLOWED
3.0, 2x, last 7/1/19 vs. SF	5, 2x, last 8/10/22 vs. TEX
STRIKEOUTS	HITS ALLOWED
6, 6/9/21 at STL	5, 2x, last 6/16/19 at COL
WALKS	WIN STREAK
3, 6x, last 7/27/21 vs. STL	7G, 9/22/20–10/2/21
HR ALLOWED	LOSS STREAK
2, 3x, last 7/1/19 vs. SF	4G, 2x, last 4/25/22–6/15/23

- ♦ Placed on the 10-day IL on May 13 with a right lat strain and was reinstated on June 21...following his activation from the injured list, made two appearances with the Padres and was optioned to Triple-A El Paso on June 24...recalled from El Paso on July 9 and remained on the major league roster for the remainder of the season.
- ♦ Appeared in the majors for the first time in **2017** with the Padres...went 3-2 with a 4.19 ERA (43.0IP, 20ER) in 46 appearances.
- ♦ Began his major league career tossing 8.1 scoreless innings over 10 outings from June 11-30, striking out 11 with zero walks while holding opponents to a .167 (5-for-30) average.
- ♦ Went 1-1 with a 2.84 ERA (25.1IP, 8ER) in 23 appearances for El Paso...at the time of his first MLB call-up, his 13 saves were tied for the Pacific Coast League.
- ♦ On June 11 vs. KC, made his MLB debut and tossed a perfect inning...he struck out the first batter he faced (Lorenzo Cain).
- ♦ On June 17 at MIL, earned his first career save (0.2IP, 2SO)...earned his first win four days later (June 21 at CHC).
- ♦ In **2016**, split the season across four levels of the Padres system, going 5-3 with a 1.74 ERA (51.2IP, 10ER) and 11 saves over 38 appearances...the 11 saves were third most among San Diego minor leaguers.
- ♦ In **2015**, made his professional debut with Rookie-level Tri-City, going 4-2 with a 1.38 ERA (32.2IP, 5ER) and six saves...struck out 58 batters against just five walks...named a *Baseball America* Short-Season All-Star.

AMATEUR CAREER

- ♦ Selected in the 20th round of the 2015 First-Year Player Draft out of Louisiana Tech University. He ended his career as the program's all-time leader in innings pitched (358.2), while ranking second in strikeouts (324).



CAREER PITCHING

YEAR	CLUB	W	L	ERA	G	GS	CG	SHO	SV	IP	H	R	ER	HR	HB	BB-I	SO	WP	BK
2015	Tri-City	4	2	1.38	23	0	0	0	6	32.2	23	6	5	0	0	5-0	58	1	0
2016	Fort Wayne	1	1	1.42	8	0	0	0	1	12.2	14	3	2	0	0	1-0	19	1	0
	Lake Elsinore	3	2	1.91	25	0	0	0	9	33.0	17	9	7	2	0	8-0	47	3	0
	El Paso	1	0	1.50	5	0	0	0	1	6.0	1	1	1	1	0	2-0	12	0	0
2017	El Paso	1	1	2.84	23	0	0	0	13	25.1	22	10	8	1	0	8-0	31	1	0
	San Diego	3	2	4.19	46	0	0	0	1	43.0	41	23	20	10	1	14-0	46	0	0
2018	Lake Elsinore	0	0	0.00	1	0	0	0	0	1.0	2	0	0	0	0	1-0	2	0	0
	San Antonio	0	0	1.59	5	0	0	0	0	5.2	5	1	1	1	0	1-0	7	0	0
	El Paso	0	0	2.84	6	0	0	0	2	6.1	5	2	2	0	1	1-0	10	0	0
	San Diego	0	2	4.37	45	0	0	0	0	47.1	50	25	23	3	2	23-1	55	4	0
2019	El Paso	2	1	2.89	13	0	0	0	2	18.2	17	6	6	2	2	6-1	30	0	0
	Columbus	0	1	2.53	9	0	0	0	3	10.2	5	3	3	1	0	4-0	17	0	0
	San Diego	0	0	7.77	21	0	0	0	0	24.1	34	22	21	6	1	6-0	20	1	0
	Cleveland	0	0	2.92	9	0	0	0	0	12.1	4	5	4	1	1	6-0	13	2	0
2020	Cleveland	3	3	4.57	23	0	0	0	0	21.2	23	14	11	1	4	6-1	32	1	0
	Cleveland	2	0	4.57	38	1	0	0	0	41.1	36	21	21	4	3	20-0	61	0	0
2021	Houston	4	0	4.97	27	0	0	0	0	25.1	29	15	14	2	3	12-0	24	0	0
2022	Houston	0	2	3.84	67	0	0	0	0	65.2	58	34	28	10	8		73	0	0
	Houston	4	3	3.00	68	0	0	0	1	66.0	49	27	22	6	9		74	1	0
Minor League Totals		12	8	2.06	119	0	0	0	37	153.0	112	41	35	8	3	37-1	236	6	0
Major League Totals		16	12	4.25	344	1	0	0	2	347.0	324	186	164	43	32	136-6	398	9	0

1: Selected by the San Diego Padres in the 20th round of the 2015 First-Year Player Draft...signed by Eddie Ciafardini and Matt Schaffner. 2: Acquired by Cleveland from San Diego in exchange for international bonus slot money, July 12, 2019. 3: Acquired by the Houston Astros from Cleveland along with C Yanier Diaz in exchange for OF Myles Straw, July 30, 2021. 4: Signed by the Tampa Bay Rays as a free agent, February 14, 2024.

POSTSEASON PITCHING

YEAR	SERIES	CLUB	W	L	ERA	G	GS	CG	SHO	SV	IP	H	R	ER	HR	HB	BB-I	SO	WP	BK
2020	ALWC	CLE vs. HOU	0	0	2.70	2	0	0	0	0	3.1	1	1	1	0	0	1-0	1	0	1
2021	ALDS	HOU vs. CWS	0	0	0.00	3	0	0	0	0	3.0	1	0	0	0	0	0-0	3	0	0
	ALCS	HOU vs. BOS	0	0	2.45	4	0	0	0	0	3.2	1	1	1	1	0	1-0	3	0	0
	WS	HOU vs. ATL	0	0	0.00	5	0	0	0	0	5.2	7	0	0	0	0	2-1	8	0	0
2023	ALDS	HOU vs. MIN	0	0	0.00	2	0	0	0	0	1.2	0	0	0	0	0	1-0	2	0	0
	ALCS	HOU vs. TEX	0	0	0.00	4	0	0	0	0	4.1	1	0	0	0	0	0-0	5	0	0
Postseason Totals			0	0	0.83	20	0	0	0	0	21.2	11	2	2	1	0	5-1	22	0	1

CAREER FIELDING

YEAR	POSITION	PCT	G	PO	A	E	TC	DP
2017	Pitcher	1.000	46	3	4	0	7	0
2018	Pitcher	1.000	45	2	3	0	5	0
2019	Pitcher	.889	30	6	2	1	9	0
2020	Pitcher	1.000	23	1	2	0	3	0
2021	Pitcher	.923	65	4	8	1	13	0
2022	Pitcher	.889	67	2	6	1	9	1
2023	Pitcher	1.000	68	6	2	0	8	1
Totals Pitcher		.944	344	24	27	3	54	2

LEFT-RIGHT BREAKDOWN

	2023				CAREER			
	AVG	AB	H	HR	AVG	AB	H	HR
vs. Left	.265	113	30	5	.259	609	158	22
vs. Right	.153	124	19	1	.233	711	166	21



18

LEFT-HANDED PITCHER

SHANE McCLANAHAN

Shane Peter McClanahan



BATS **LEFT**

THROWS **LEFT**

HEIGHT **6'2"**

WEIGHT **210**

OPENING DAY AGE **26**

MAJOR LEAGUE SERVICE **2 year, 158 days**

BORN **4/28/97 in Baltimore, MD**

RESIDES **Tampa, FL**

CONTRACT STATUS **Signed through 2024**

SIGNING SCOUT **Brett Foley (Rays)**

ACQUIRED **Selected in the first round (31st overall) of the 2018 First-Year Player Draft**

SEASON-OPENING 60-DAY IL **Recovery from Tommy John surgery**

X-RAY REPORT

- ◆ Shane wore a suit gifted to him by former teammate Chris Archer for the red carpet parade during 2022 All-Star festivities in Los Angeles... he was joined on the trip west by his parents and girlfriend...he used the experience to catch up with aces around the league, including Gerrit Cole, Clayton Kershaw and Justin Verlander... he returned home with an autographed All-Star jersey, signed balls and Kershaw's signature on a jersey he had brought from his Tampa home.
- ◆ Shane collaborated with Kahwa Coffee to create a snickerdoodle flavored iced latte...\$2 from each No. 18 Latte is donated to Buddy Baseball, a non-profit baseball league for children with special needs...his mom was a special needs school teacher and Shane has participated in Buddy Baseball events since 2021.
- ◆ Shane's phone froze after he debuted in the 2020 postseason thanks to a combination of about 300 texts and a surge of social media notifications.
- ◆ He is one of eight University of South Florida alumni to play for the Rays...he met his girlfriend, Andrea Hauksdottir, during his time in college... Andrea has been a member of Iceland's national women's soccer team since 2016.
- ◆ Shane was born in Baltimore and lived there until he was six...some of the best memories of his childhood are taking the train to watch the Orioles play...he idolized Cal Ripken Jr. and had signatures and other collectibles, including a life-size poster of him in his bedroom...Cal is the reason "8" remains his favorite number.

2023 SEASON

- ◆ Made 21 starts, but saw his season come to an end after being placed on the 15-day IL with left forearm tightness on Aug. 3...was transferred to the 60-day IL on Aug. 12 and it was announced three days later that he would undergo his second Tommy John surgery...also spent time on the 15-day IL from July 1-17 with mid-back tightness.
- ◆ Named to his second consecutive AL All-Star team, joining David Price (2010-12) as the only Rays pitchers to earn the honor in back-to-back seasons...became the fourth Rays pitcher overall to earn multiple ASG selections (Chris Archer, Scott Kazmir)...attended All-Star weekend in Seattle, but did not pitch in the game while sidelined with mid-back tightness.
- ◆ After making his final start on Aug. 2 at Yankee Stadium, he ranked among AL leaders in whiff rate (1st, 33.4%), wins (T2nd, 11), opp. average (6th, .222) and ERA (8th, 3.29).
- ◆ Held opponents to a .153 (20-for-131) average with 0 HR on his changeup...his 54.1 pct. whiff rate on the pitch was the fifth highest on any pitch in the majors (min. 200 swings).
- ◆ Averaged 96.8 mph on his four-seam fastball, the fastest mark by any left-handed starter in the majors (min. 500 4SFB thrown).
- ◆ Recorded a career-high 8.7 pct. walk rate...issued a career-high four walks in back-to-back starts twice (April 5-11, May 8-13)...allowed at least one walk in each of his first 10 starts.
- ◆ Held opposing hitters to a 6-for-37 (.162) clip with RISP/two outs...opponents started the season 0-for-20 in such scenarios.



- On the season, the Rays went 12-1 when providing him with 3+ runs of support compared to 3-5 with two runs or fewer.
- Named the Rays Opening Day starter on March 24...became the first pitcher to make consecutive Opening Day starts for the Rays since Chris Archer from 2015-18...is the sixth pitcher to do so in club history.
- On March 30 vs. DET, became the third pitcher in Rays history to toss 6.0+ scoreless innings on Opening Day, joining Tyler Glasnow (2021) and Steve Trachsel (2000).
- The Rays won each of his eight starts to open the season, the second-longest team winning streak in a pitcher's starts to begin a season in Rays history, behind Matt Moore in 2013 (9GS)...it marked the fourth-longest streak at any point of a season in club history.
- McClanahan earned a win in each of his first five starts, matching Matt Moore (2013) for the longest streak to begin a season in Rays history.
- On April 22 vs. CWS, induced a franchise-record 32 swings-and-misses...tied the fifth-most whiffs in an outing by any pitcher in MLB's pitch-tracking era (since 2008), and were the most since NYY Gerrit Cole (32) on September 1, 2021 at LAA...his 65.3 pct. whiff rate (49 swings, 32 misses) was the highest by any pitcher in a single game in the pitch-tracking era (min. 25 swings)...recorded 10 strikeouts in the game, his fifth career double-digit strikeout performance.
- Opened the season with eight straight starts of 5.0+ innings and two earned runs or fewer, the longest streak to open a season in Rays history.
- On May 8 at BAL, threw a season-high 102 pitches with four walks over 6.0 shutout innings...became the first Rays pitcher with 4+ walks in 6.0+ scoreless frames since Charlie Morton in 2019 (4/27/19 at BOS)...marked his only outing of 2023 in which he threw 100+ pitches.
- On May 24 vs. TOR, improved to 8-0, tying the club record for the longest pitcher winning streak to open a season (Charlie Morton, 2019; Matt Moore, 2013)...it marked his second straight 7.0+ inning start, the first time he had accomplished the feat in back-to-back outings since June 26-July 2, 2022.
- From Opening Day through June 16, he went 11-1 with a major-league-best 2.12 ERA (89.1IP, 21ER), 15 points lower than the next closest pitcher (HOU Framber Valdez - 2.27)...it marked the third-lowest ERA through a pitcher's first 15 starts of a season in Rays history.
- Became the first pitcher in Rays history to win 11 of his first 12 decisions in a season...he was the first major league pitcher to turn the trick since four did so in 2016, led by WSH Stephen Strasburg (12-0).
- The Rays went 13-2 in his first 15 starts, backing him with 7.46 runs of support per 9.0 IP, the second-highest mark in the AL...it marked the best team record through a pitcher's first 15 starts in club history (prev. 11-4, Jeff Niemann in 2010).
- Went 0-1 with a 7.36 ERA (25.2IP, 21ER) over his final six starts from June 22-Aug. 2, receiving a 3.86 RSA in that span.
- On Aug. 2 at NYY, made his final start of the season, departing after allowing five earned runs in 4.0 innings...felt tightness in his left forearm while warming up for his fourth and final inning.

CAREER HIGHLIGHTS

- In 2022, won the Don Zimmer Award, given to the club's Most Valuable Player, based on voting done by the Tampa Bay Chapter of the BBWAA.
- In his first full season with the Rays, led the club with 12 wins, 166.1 innings and 194 strikeouts...started on Opening Day, for the AL in the All-Star Game and in Game 1 of the Wild Card Series at CLE.
- His 194 strikeouts tied for seventh in the AL and were the most by a Ray since Charlie Morton (240) in 2019...his 0.93 WHIP ranked second in the AL and was the lowest in franchise history, passing Blake Snell (0.97) in his 2018 Cy Young season.
- Held opponents to a .194/.246/.317 (116-for-597) line...ranked among major league leaders in opp. OBP (2nd), opp. OPS (3rd, .562), opp. avg. (4th) and slugging pct. (8th).
- Totaled 146 strikeouts on offspeed and breaking pitches, third in the majors behind LAA Shohei Ohtani (175 SO) and CWS Dylan Cease (169 SO).
- Used his changeup for 25.4 pct. of his pitches, compared to 8.0 pct. in 2021...the 44.6 pct. whiff rate on the pitch was third in the AL (min. 75 PA).
- His avg. fastball velocity was 96.7 mph, eighth in the majors and first among lefties (min. 1,500 pitches).
- Made 17 starts of 6.0+ innings and two runs or fewer, third in the AL and tied for fourth in club history behind David Price (20) in 2012, James Shields (20) in 2011 and Blake Snell (19) in 2018.



- ◆ His 19 starts of four hits or fewer ranked second among traditional starters in franchise history behind Blake Snell (20) in 2018.
- ◆ Went 9-5 with a 2.81 ERA (105.2IP, 33ER) in 18 starts at home and 3-3 with a 2.08 ERA (60.2IP, 14ER) in 10 starts on the road...the nine home wins tied for third in the AL and tied for second in club history behind Blake Snell (10) in 2018.
- ◆ The Rays went 9-3 in his first 12 starts of the season, compared to 6-10 in his last 16 starts.
- ◆ Went 10-3 with a 1.71 ERA (110.2IP, 21ER) in 18 starts before the All-Star break, compared to 2-5 with a 4.20 ERA (55.2IP, 26ER) in 10 starts after it.

“

That’s pretty special stuff right there. Big fastball, but not only that, he really commands his offspeed pitches extremely well. He’s good. With good health, that kid’s going to be very good for a long period of time. It’s not just about that high (strikeout) number. He’s a good pitcher. He pitches really well.

FORMER RAYS MANAGER JOE MADDON
 | Tampa Bay Times |

”

- ◆ Became the first pitcher since the All-Star Game was introduced in 1933 to enter the break with at least 10 wins, an ERA under 1.75 and WHIP under 0.80...became the fifth pitcher since 1933 to enter the break with at least 10 wins, 147 strikeouts and a 1.71 ERA (or lower), joining NYM Dwight Gooden in 1985, OAK Vida Blue in 1971, CLE Luis Tiant in 1968 and LAD Sandy Koufax in 1966.
- ◆ His 1.71 ERA in the first half was the lowest by a qualifying starting pitcher before the All-Star break in franchise history, passing Blake Snell (2.27) in 2018...marked the lowest by an AL pitcher since BOS Clay Buchholz (1.71) in 2013.
- ◆ Allowed one earned run or fewer in 11 of 12 starts from May 11-July 13, going 8-1 with a 1.15 ERA (78.1IP, 10ER) over that stretch...from May 11-July 8, made 11 straight outings of 6.0+ innings, 7+ strikeouts and two earned runs or fewer, the longest single-

season streak in AL history and third-longest in the majors since 1901, trailing AZ Randy Johnson (14) in 1999 and HOU Mike Scott (12) in 1986.

- ◆ From May 11-July 26, made 13 straight starts of 6.0+ innings and two earned runs or fewer, passing Paul Wilson (8) from Aug 28, 2001-April 10, 2002 for the longest such streak in club history...marked the longest streak in the majors since CHC Jake Arrieta (14) spanning 2015-16 and longest single-season streak since SEA Félix Hernández (16) in 2014...his 13 straight outings of 6.0+ innings 6+ strikeouts and two earned runs or fewer marked the second-longest streak since 1901, behind AZ Randy Johnson (14) from June 25-Aug 31, 1999.
- ◆ From June 9-July 13, made seven straight outings of 6.0+ innings, 6+ strikeouts and one earned run or fewer...tied MIN Johan Santana in 2004 for the longest streak in AL history and was one shy of LAD Sandy Koufax from June 13-July 12, 1962 for the longest streak in the majors since (1901).
- ◆ From June 9-July 26, became the third pitcher since 1901 to make eight consecutive starts of 6.0+ innings and four hits or fewer, following MIN Johan Santana (10) from June 15-August 1, 2004 and LAD Ted Lilly (8) from September 17, 2011-May 7, 2012.
- ◆ In *Baseball America's* Best Tools survey of managers, coaches and executives, was ranked as the AL's second-best Pitcher and second-best Curveball behind HOU Justin Verlander, and third-best Control behind Verlander and TB Corey Kluber.
- ◆ Was on the 15-day IL from Aug. 31-Sept. 14 due to a left shoulder impingement.
- ◆ Made his first career Opening Day roster and start, pitching 4.1 scoreless innings in a no-decision vs. BAL...at 24 years, 345 days, was the youngest Opening Day starter used by the Rays since Scott Kazmir (23,068) in 2007...became the fourth pitcher drafted in the first round by the Rays to make an Opening Day start for them, joining Blake Snell (2019), David Price (2011, 2013-14) and Dewon Brazelton (2005).
- ◆ On April 30 vs. MIN, recorded a career-high 11 strikeouts, the most by a Rays pitcher in an outing of 5.0 innings or fewer since Chris Archer (12) on April 3, 2016 vs. TOR.
- ◆ On May 11 at LAA, had a career-high-tying 11 strikeouts for the second time in three three starts.
- ◆ On June 9 vs. STL, his only run allowed was unearned after his throwing error on an Albert



Pujols comebacker in the 6th inning...went a career-high 8.0 innings and yielded just two hits.

- On Aug. 13 vs. BAL, snapped a three-start winless streak and recorded his 11th win, passing his total from his rookie season.
- On Aug. 30 at MIA, did not make his start due to left shoulder impingement...was scratched minutes before first pitch after stopping his warmups and consulting with coaches in the bullpen...placed on the 15-day IL the next day.
- ALL-STAR GAME:** Selected as a result of the Player Balloting, his first career selection...became the ninth Rays starting pitcher to make an All-Star Team, joining Charlie Morton (2019), Blake Snell (2018), Chris Archer (2015, 2017), David Price (2010-12, 2014), Matt Moore (2013), James Shields (2011), Scott Kazmir (2006, 2008) and Rolando Arrojo (1998)...became the fourth player in club history to make the All-Star Team within one of his first two major league seasons, joining 2B Brandon Lowe in 2019, 3B Evan Longoria in 2008-09 and Arrojo in 1998.
- Became the second pitcher in club history to start an All-Star Game, following David Price in 2010...at 25 years, 82 days, was the youngest pitcher to start an All-Star Game since NYM Matt Harvey (24.111) in 2013...allowed an RBI single to Mookie Betts and solo homer to Paul Goldschmidt in the 1st inning.
- POSTSEASON:** Started Game 1 of the AL Wild Card Series at CLE and took the loss...his only runs allowed in 7.0 innings came off a go-ahead, two-run homer by José Ramírez in the 6th inning...was the longest postseason start by a Ray since David Price (7.0 IP) in Game 2 of the 2013 ALDS at BOS.
- In **2021**, tied Josh Fleming for the team lead with 10 wins, which tied for second among major league rookies behind HOU Luis García (11).
- His 141 strikeouts ranked sixth among rookies in club history and were the most since Nathan Karns (145) in 2015...min. 100.0 IP, his 3.43 ERA ranked third among Rays rookies behind Jeremy Hellickson (2.95) in 2011 and Chris Archer (3.22) in 2013.
- Reached 100 mph 16 times, fourth in the majors among starters...became the second left-handed starter since Statcast data is available (2015) to throw at least 10 pitches at 100 mph (or more) in a single season, joining SEA James Paxton (42) in 2016.
- Went 5-0 with a 2.76 ERA in August, setting a club record for wins in August and a club rookie record for wins in a calendar month...tied the club record (regardless of rookie status) for wins

CAREER HIGHS

LONGEST OUTING	RUNS ALLOWED
8.0, 6/9/22 vs. STL	5, 4x, last 8/2/23 at NYY
STRIKEOUTS	HITS ALLOWED
11, 2x, last 5/11/22 at LAA	9, 7/27/21 vs. NYY
WALKS	WIN STREAK
4, 5x, last 5/13/23 at NYY	8G, 3/30/23 - 5/24/23
HR ALLOWED	LOSS STREAK
3, 9/25/22 vs. TOR	3G, 9/20/22 - 10/1/22

in a calendar month, most recently Blake Snell (5) in September 2018.

- Placed on the injured list on Sept. 10, retroactive to Sept. 9, but missed the minimum 10 days.
- On April 29 vs. OAK, made his first career regular season appearance...began the game with a strikeout of Mark Canha on a 100.5 mph fastball, which tied for the fastest strikeout pitch by a lefty starter in the pitch-tracking era (since 2008)...joined BOS Chris Sale on June 24, 2018 vs. SEA and SEA James Paxton on June 6, 2016 vs. CLE.
- POSTSEASON:** Went 1-0 with a 7.94 ERA (5.2IP, 5ER) in two appearances (1 start) in the ALDS against the Red Sox.
- In Game 1 vs. BOS, went five scoreless in his first career postseason start...became the fourth traditional rookie starter (non-opener) in club history to start a postseason game, joining Jeremy Hellickson in 2011, Matt Moore in 2011 and Wade Davis in 2010...joined Moore as the only Rays rookies (non-opener) to start a Game 1.
- In Game 4 at BOS, pitched in relief for the first time all season and yielded five runs in 0.2 innings.
- In **2020**, was part of the Rays 60-man player pool and spent the summer at the alternate training site in Port Charlotte.
- Ranked by *Baseball America* as the No. 100 overall prospect in the minors following the season...was the No. 5 prospect in the Rays system...the publication also tabbed him as having the Best Changeup in the organization.
- POSTSEASON:** Went 0-0 with a 8.31 ERA (4.1IP, 4ER) in four appearances...became the first pitcher in major league history to debut in the postseason...was one of three players to make his major league debut in the 2020 postseason, along with OF Alex Kirilloff (Twins) and LHP Ryan Weathers (Padres)...prior to the 2020 postseason, only two players had made their major league debuts in the postseason:



INF Adalberto Mondesi (Royals) in 2015 and INF Mark Kiger (Athletics) in 2006.

- ◆ Became the second player and first pitcher in major league history to appear in a World Series game before appearing in a regular season contest, joining KC Adalberto Mondesi in 2015.
- ◆ In Game 1 of the ALDS vs. NYY, entered his major league debut in the 9th inning.
- ◆ In 2019, advanced to Double-A Montgomery in his first full professional season...began the season with Class-A Bowling Green and was named to the Midwest League midseason All-Star Team.
- ◆ Promoted to Class-A Charlotte on June 8 and to Montgomery on Aug. 4.
- ◆ Went 11-6 with a 3.36 ERA (120.2IP, 45ER) and 154 strikeouts in 24 appearances (22GS) between three levels.
- ◆ Ranked by *Baseball America* as the No. 83 overall prospect in the minors following the season... was the No. 7 prospect in the Rays system.

- ◆ In 2018, totaled 7.0 innings over four starts between the GCL Rays and Rookie-level Princeton...ranked by *Baseball America* as the No. 12 prospect in the Rays system following the season...the publication also tabbed him as having the Best Fastball in the organization.

AMATEUR CAREER

- ◆ Selected out of the University of South Florida... as a redshirt sophomore at USF, recorded 120 strikeouts in 76.1 innings and his 14.1 SO/9.0IP ratio ranked second in Division I...missed the 2016 season recovering from Tommy John surgery.
- ◆ Ranked by *Baseball America* as the No. 8 overall player in the 2018 First-Year Player Draft.
- ◆ Previously selected by the Mets in the 26th round of the 2015 First-Year Player Draft out of Cape Coral (Fla.) High School, but did not sign.



WILL VRAGOVIC / TAMPA BAY RAYS



CAREER PITCHING

YEAR	CLUB	W	L	ERA	G	GS	CG	SHO	SV	IP	H	R	ER	HR	HB	BB-I	SO	WP	BK
2018	GCL Rays	0	0	0.00	2	2	0	0	0	3.0	1	0	0	0	0	0-0	6	0	0
	Princeton	0	0	0.00	2	2	0	0	0	4.0	2	0	0	0	0	1-0	7	0	0
2019	Bowling Green	4	4	3.40	11	10	0	0	0	53.0	38	22	20	3	0	31-0	74	9	0
	Charlotte	6	1	1.46	9	8	0	0	0	49.1	33	11	8	1	1	8-0	59	3	0
	Montgomery	1	1	8.35	4	4	0	0	0	18.1	30	18	17	3	0	6-0	21	1	0
2020	Did Not Pitch																		
2021	Tampa Bay	10	6	3.43	25	25	0	0	0	123.1	120	49	47	14	2	37-0	141	9	0
2022	Tampa Bay	12	8	2.54	28	28	0	0	0	166.1	116	52	47	19	3	38-1	194	9	0
2023	Tampa Bay	11	2	3.29	21	21	0	0	0	115.0	95	42	42	15	0	41-0	121	1	0
Minor League Totals		11	6	3.17	28	26	0	0	0	127.2	104	51	45	7	1	46-0	167	13	0
Major League Totals		33	16	3.02	74	74	0	0	0	404.2	331	143	136	48	5	116-1	456	19	0

1: Selected by the Tampa Bay Rays in the first round (31st overall) of the 2018 First-Year Player Draft...signed by Brett Foley.

POSTSEASON PITCHING

YEAR	SERIES	CLUB	W	L	ERA	G	GS	CG	SHO	SV	IP	H	R	ER	HR	HB	BB-I	SO	WP	BK
2020	ALDS	TB vs. NYY	0	0	5.40	2	0	0	0	0	1.2	2	2	1	1	0	1-0	2	0	0
	ALCS	TB vs. HOU	0	0	16.20	1	0	0	0	0	1.2	5	3	3	1	0	1-0	2	0	0
	WS	TB vs. LAD	0	0	0.00	1	0	0	0	0	1.0	1	0	0	0	0	0-0	0	0	0
2021	ALDS	TB vs. BOS	1	0	7.94	2	1	0	0	0	5.2	10	5	5	1	0	1-0	3	0	0
	ALWC	TB vs. CLE	0	1	2.57	1	1	0	0	0	7.0	7	2	2	1	0	0-0	5	0	0
Postseason Totals			1	1	5.82	7	2	0	0	0	17.0	25	12	11	4	0	3-0	12	0	0

ALL-STAR GAME PITCHING

YEAR	CLUB	W	L	ERA	G	GS	CG	SHO	SV	IP	H	R	ER	HR	HB	BB-I	SO	WP	BK
2022	AL, Los Angeles-NL	0	0	18.00	1	1	0	0	0	1.0	4	2	2	1	0	0-0	1	0	0
2023	AL, Seattle	Selected, Did Not Pitch-Injured																	

CAREER FIELDING

YEAR	POSITION	PCT	G	PO	A	E	TC	DP
2021	Pitcher	1.000	25	1	14	0	15	0
2022	Pitcher	.929	28	1	12	1	14	1
2023	Pitcher	1.000	21	1	9	0	10	0
Totals		.974	74	3	35	1	39	1

LEFT-RIGHT BREAKDOWN

	2023				CAREER			
	AVG	AB	H	HR	AVG	AB	H	HR
vs. Left	.266	79	21	0	.254	264	67	5
vs. Right	.212	349	74	15	.213	1237	264	43



25**INFIELDER**

CURTIS MEAD

Curtis James Mead**BATS RIGHT****THROWS RIGHT****HEIGHT 6'2"****WEIGHT 210**OPENING DAY AGE **23**MAJOR LEAGUE SERVICE **40 days**BORN **10/26/00 in Adelaide, Australia**RESIDES **Adelaide, Australia**CONTRACT STATUS **Signed through 2024**SIGNING SCOUT **Howard Norsetter, Roberto Aquino and Derrick Chung (Phillies)**ACQUIRED **From the Philadelphia Phillies in exchange for LHP Cristopher Sánchez, 11/20/19**

X-RAY REPORT

- Curtis is the third Australian-born player to appear for the Rays, joining pitchers Grant Balfour (2007-10, 2014-15) and Damian Moss (2004)...he is attempting to become the first Australian position player regular since MIL Dave Nilsson, who took his final at-bat in the majors over a year before Curtis was born.
- His father, Tim, played for the Adelaide Giants in the Australian Baseball League...newspapers described Tim as having a "Rolls Royce Swing."
- For most of his childhood, he was pushed to play Aussie rules football but chose the road less traveled in baseball...at age 16, the Woodville-West Torrens in the South Australian National Football League wanted Mead to pick a sport...he chose baseball and quickly earned a spot on the Australian junior National Team and as a professional in the Australian Baseball League...according to Curtis, the decision "came down to the wire."
- His grandfather was a cricket player who picked up baseball when he lived in Darwin, where the game was introduced by American servicemen stationed there during World War II.
- His sister, Jamie, plays softball for Southeastern University in Lakeland.
- The Mead family flew approximately 10,000 miles over the course of around 40 hours to witness Curtis' first major league series in Detroit last August...they journeyed from Adelaide, Australia to Melbourne to Los Angeles to Detroit...just as they landed in the U.S., Curtis recorded his first hit, sparking tears of joy while the Meads waited to pass through customs.

2023 SEASON

- Appeared in 24 games and made 20 starts (3B-16, 2B-4) in his first major league season...had two stints on the Rays active roster: Aug. 4-24 and Sept. 12 through the end of the season.
- Began the season with Triple-A Durham and hit .294 (69-for-235) with 21 doubles, two triples, 9 HR and 45 RBI in 61 games...placed on the 7-day IL on May 4 and missed nearly two months due to a fractured left wrist.
- Went 18-for-55 (.327) with one or zero outs compared to 3-for-28 (.107) with two outs.
- Made his MLB debut on Aug. 4 at DET...recorded an opposite-field single on the first pitch he saw off Brendan White, becoming the sixth Ray with a hit on the first pitch he saw in the majors since pitch tracking first became available in 2000, including the first since Robinson Chirinos on Sept. 18, 2011 vs. NYY.
- At the time of his debut, became the 34th Australian-born player to appear in the majors and the first to make his MLB debut since BAL Alex Wells on June 26, 2021 vs. TOR.
- He became the third Australian-born player to appear for the Rays, joining Grant Balfour (2007-10, 2014-15) and Damian Moss (2004).
- Hit safely in 15 straight starts from Aug. 13-Sept. 29, tied for the fourth-longest streak by a major league rookie this season and matching Randy Winn in 1998 for the longest streak by a rookie in Rays history.
- On Aug. 14 at SF, recorded a career-high three hits and matched a career high with three runs (3x, last: Aug. 22 vs. COL).
- Tallied a career-high 2 RBI on Aug. 19 at LAA (1-for-4, 2B, 2 RBI, 2 BB, 2R).



- On Sept. 13 at MIN, registered his first career triple, launching a deep fly ball that deflected off the glove of Max Kepler.
- Hit his first career HR on Sept. 22 vs. TOR (off Chris Bassitt)...was the first Australian-born player to homer since MIN Luke Hughes (8/31/11 at CWS).
- Rated the No. 34 overall prospect in baseball by MLB.com following the season.
- POSTSEASON:** Recorded a hit in each game of the ALWC vs. Texas, going 2-for-6 with an RBI...plated the Rays only run of the postseason with an RBI-single in the 7th inning in Game 2, marking the Rays first postseason tally since Jose Siri's solo homer in the 6th inning of Game 1 of the 2022 ALWC at CLE, snapping a 33-inning streak without a run...he became the fifth Rays rookie to record a postseason RBI and the first Australian-born player to record an RBI in the postseason.

CAREER HIGHLIGHTS

- In **2022**, split the season between Double-A Montgomery and Triple-A Durham, earning a June 27 promotion...combined to hit .298/.390/.532 (84-for-282) with 13 HR and 50 RBI in 76 games...tied for fourth among Rays minor leaguers with 27 doubles.
- Missed time from July 29–Aug 19 with a right elbow strain...after returning for four games, received an injection to help the healing process and was shut down for the rest of the season.
- Named the Rays Minor League Hitter of the Month for June, batting .333 (32-for-96) with

eight doubles, 7 HR and 20 RBI between two levels.

- Started for the AL team in the Futures Game in July at Dodger Stadium, going 0-for-3.
- Ranked by *Baseball America* as the No. 36 overall prospect in the minors following the season... was the No. 2 prospect in the Rays system...the publication also tabbed him as the Best Hitter for Average in the organization and the Best Batting Prospect in the Southern League in its Best Tools survey.
- In **2021**, advanced from Class-A Charleston to Durham, batting .321/.378/.533 (132-for-411) with 38 doubles, 15 HR and 69 RBI in 104 games... promoted from Charleston to Class-A Bowling Green on July 6 and to Durham on Sept. 11.
- Led the minors in doubles and led Rays minor leaguers in hits and extra-base hits (55).
- Hit .313 (26-for-83) with five doubles, two triples, 3 HR and 11 RBI in 20 games for the Scottsdale Scorpions in the Arizona Fall League...named to the AFL Rising Stars Game.
- Ranked by *Baseball America* as the No. 97 overall prospect in the minors following the season... was the No. 5 prospect in the Rays system...the publication also tabbed him as the Best Power Hitter in the organization.
- In **2020**, was not part of the Rays 60-man player pool and did not play following the cancellation of the minor league season.
- In **2019**, ranked seventh in the Gulf Coast League with 18 extra-base hits and tied for seventh with 12 doubles.
- In **2018**, made his professional debut with GCL Phillies West.

CAREER BATTING

YEAR	CLUB	AVG	G	AB	R	H	2B	3B	HR	RBI	SH	SF	HB	BB-I	SO	SB	CS	GDP	OBP	SLG	
2018	GCL Phillies West	.167	2	6	1	1	0	0	0	0	0	0	0	0-0	0	0	0	0	.167	.167	
2019	GCL Phillies East	.285	44	158	26	45	12	2	4	19	1	0	3	13-0	23	4	3	6	.351	.462	
2020		Did Not Play																			
2021	Charleston	.356	47	191	36	68	21	1	7	35	0	2	3	15-1	30	9	2	4	.408	.586	
	Bowling Green	.282	53	206	38	58	15	1	7	32	0	4	4	19-0	38	2	2	6	.348	.466	
	Durham	.429	4	14	3	6	2	0	1	2	0	0	0	0-0	3	0	0	0	.429	.786	
2022	Montgomery	.305	56	210	35	64	21	0	10	36	0	3	8	25-0	45	6	2	7	.394	.548	
	Durham	.278	20	72	8	20	6	0	3	14	0	1	1	11-0	17	1	0	4	.376	.486	
2023	FCL Rays	.164	4	12	0	2	1	0	0	4	0	1	0	1-0	1	0	0	1	.214	.250	
	Durham	.294	61	235	41	69	21	2	9	45	0	5	3	35-1	48	4	2	3	.385	.515	
	Tampa Bay	.253	24	83	12	21	3	1	1	5	0	0	2	7-0	21	0	0	3	.326	.349	
	Minor League Totals	.302	291	1104	188	333	99	6	41	187	1	16	22	119-2	205	26	11	31	.376	.514	
	Major League Totals	.253	24	83	12	21	3	1	1	5	0	0	2	7-0	21	0	0	3	.326	.349	

1: Signed by the Philadelphia Phillies as a free agent, May 4, 2018...signed by Howard Norsetter, Roberto Aquino and Derrick Chung. 2: Acquired by the Tampa Bay Rays from Philadelphia in exchange for LHP Cristopher Sánchez, November 20, 2019.



POSTSEASON BATTING

YEAR	SERIES	CLUB	AVG	G	AB	R	H	2B	3B	HR	RBI	SH	SF	HB	BB-I	SO	SB	CS	GDP	OBP	SLG
2023	ALWC	TB vs. TEX	.333	2	6	0	2	0	0	0	1	0	0	0	0-0	2	0	0	0	.333	.333

CAREER FIELDING

YEAR	POSITION	PCT	G	PO	A	E	TC	DP
2023	Third Base	.957	19	12	32	2	46	2
	Second Base	1.000	4	3	12	0	15	1
	Shortstop	1.000	1	2	2	0	4	0

LEFT-RIGHT BREAKDOWN

	2023					CAREER				
	AVG	AB	H	HR	RBI	AVG	AB	H	HR	RBI
vs. Left	.267	30	8	0	3	.267	30	8	0	3
vs. Right	.245	53	13	1	2	.245	53	13	1	2

DID YOU KNOW?

TAMPA BAY DEVIL RAYS EXPANSION DRAFT SELECTIONS NOVEMBER 18, 1997

ROUND 1

1. Tony Saunders, LHP
Florida
2. Quinton McCracken, OF
Colorado
3. Bobby Abreu, OF
Houston
4. Miguel Cairo, 2B
Chicago (NL)
5. Rich Butler, OF
Toronto
6. Bobby Smith, 3B
Atlanta
7. Jason Johnson, RHP
Pittsburgh
8. Dmitri Young, OF/1B
Cincinnati
9. Esteban Yan, RHP
Baltimore
10. Mike DiFelice, C
St. Louis
11. Bubba Trammell, OF
Detroit
12. Andy Sheets, SS
Seattle
13. Dennis Springer, RHP
Anaheim

ROUND 2

14. Dan Carlson, RHP
San Francisco
15. Brian Boehringer, RHP
New York (AL)
16. Mike Duvall, LHP
Florida
17. John LeRoy, RHP
Atlanta
18. Jim Mecir, RHP
Boston
19. Bryan Rekar, RHP
Colorado
20. Rick Gorecki, RHP
Los Angeles
21. Ramón Tatis, LHP
Chicago (NL)
22. Kerry Robinson, OF
St. Louis
23. Steve Cox, 1B
Oakland
24. Albie Lopez, RHP
Cleveland
25. José Paniagua, RHP
Montreal
26. Carlos Mendoza, OF
New York (NL)

ROUND 3

27. Ryan Karp, LHP
Philadelphia
28. Santos Hernandez, RHP
San Francisco
29. Randy Winn, OF
Florida
30. Terrell Wade, LHP
Atlanta
31. Aaron Ledesma, SS
Baltimore
32. Brooks Kieschnick, 1B
Chicago (NL)
33. Luke Wilcox, OF
New York (AL)
34. Herbert Perry, 1B
Cleveland
35. Vaughn Eshelman, LHP
Oakland



1

INFIELDER / OUTFIELDER

RICHIE PALACIOS

Richard Jordan Palacios (pah-LAH-see-ohs)



BATS LEFT

THROWS RIGHT

HEIGHT 5'9"

WEIGHT 180

OPENING DAY AGE 26

MAJOR LEAGUE SERVICE 156 days

BORN 5/16/97 in Brooklyn, NY

RESIDES Phoenix, AZ

CONTRACT STATUS Signed through 2024

SIGNING SCOUT Aaron Etchison (Cleveland)

ACQUIRED From the St. Louis Cardinals in exchange for RHP Andrew Kittredge, 1/5/24

X-RAY REPORT

- Richie comes from a baseball family...his older brother, Josh, is currently on the Pirates 40-man roster following stints with the Blue Jays and Nationals...his father, Richard, is a former Tigers minor leaguer while his uncle, Rey, was a backup catcher and utilityman for the Royals (1988-90).
- Richie and Josh, former youth league teammates, played together for Team Netherlands at the 2023 World Baseball Classic...both brothers were eligible because their mother hails from Curacao and has a Dutch passport.
- The Palacios brothers founded their own clothing brand in 2018 called "Built Different Athletes"...the brand aims to promote displays of passion, personality and cultural pride in sports.
- Some of Richie's interests include fashion, sneakers and cars...he often features his outfits, new sneakers and customized Mercedes AMG nicknamed "Poison Ivy" on his Instagram...he broke into the modeling scene this past offseason, participating in Arizona Fashion Week.
- Richie enjoys bowling in his free time and is a self-proclaimed "elite bowler."

2023 SEASON

- Began the year in Cleveland's organization with Triple-A Columbus and hit .217 (47-for-217) with 13 doubles, three home runs and 30 RBI.
- Acquired by St. Louis on June 16 in exchange for cash considerations...following the trade, hit .299/.418/.459 (47-for-157) with 10 2B, 5 HR, 29 RBI and 32 BB against 20 SO in 40 games for Triple-A Memphis.
- Recalled by the Cardinals on Aug. 17 and spent the remainder of the season on the active roster.

- In 32 games for the Cardinals, including 25 starts (LF-17G, CF-7G, 2B-1G), hit .258/.307/.516 (24-for-93) with 6 2B, 6 HR and 16 RBI...had 0 HR and 10 RBI in 54 career major league games prior to being acquired by St. Louis.
- From the time of his Cardinals debut through the end of the season, his .516 slugging pct. ranked second on the club (min. 100PA) behind Willson Contreras (.552).
- Hit .481 (8-for-19) vs. left-handed pitchers compared to .216 (16-for-74) against righties.
- On Aug. 21 at PIT, faced off against his brother, Josh, for the first time in a major league game...entered as a pinch hitter and laced an opposite-field single to Josh in his lone at-bat.
- On Aug. 22 at PIT, hit his first career home run, a solo shot off Johan Oviedo, on the same day he exchanged pregame lineup cards with his brother...the following day, tallied a career-high three hits, going 3-for-4 with one double, 2 RBI and one walk.
- On Sept. 12 at BAL, recorded his first career multi-homer game, hitting solo shots off John Means and Jorge López...homered the following day at BAL off Kyle Gibson, marking his first time homering in back-to-back games.
- Ended the season on a seven-game on-base streak (Sept. 24-Oct. 1), slashing .280/.333/.560 (7-for-25) with 4 2B, 1 HR and 4 RBI.

CAREER HIGHLIGHTS

- In 2022, had four stints on the major league roster with Cleveland (April 25-May 8, May 13-20, May 26-July 8 and Aug. 23-Sept. 21)... hit .232 (26-for-112) with six doubles and 10 RBI





WILL VRAGOVIC / TAMPA BAY RAYS

across 54 games, including 30 starts (LF-25G and DH-10G).

- ◆ On April 25 at LAA, made his major league debut and went 2-for-3...his first career hit came off Michael Lorenzen.
- ◆ Went 5-for-19 (.263) with three doubles, 6 RBI and two walks as a pinch hitter...the six pinch-hit RBI were tied for second most in the AL, trailing only TB Harold Ramirez (7 RBI).
- ◆ In 45 games for Columbus, hit .279 (50-for-179) with 10 doubles, five triples, four home runs, 36 RBI and 12 steals.
- ◆ Ranked by *Baseball America* as the No. 24 prospect in the Guardians system following the season.
- ◆ In **2021**, split the season between Double-A Akron and Columbus, slashing a combined .297/.404/.471 (106-for-357) with 33 doubles, four triples, seven home runs, 48 RBI and 20 steals across 103 games...promoted to Columbus on July 30.
- ◆ He ranked among Cleveland farmhands in AVG (1st), doubles (1st), runs (T2nd, 72) steals (3rd), walks (4th, 58) and extra-base hits (4th, 44)...the 33 doubles were tied for 12th in all of MiLB.
- ◆ Hit .269 (21-for-78) with eight doubles, one triple, three home runs, 11 RBI and four steals in 20 games for the Scottsdale Scorpions in the

Arizona Fall League...was named to the Rising Stars Fall Stars Game.

- ◆ Ranked by *Baseball America* as the No. 13 prospect in the Guardians system following the season...the publication also tabbed him as having the best strike-zone discipline in the organization
- ◆ In **2020**, was not part of the Guardians 60-man player pool and did not play following the cancellation of the minor league season.
- ◆ Missed the entire **2019** season after undergoing right shoulder surgery to repair a torn labrum.
- ◆ In **2018**, made his professional debut between three levels of Cleveland's system...hit a combined .361 (61-for-169) with eight doubles, two triples, six home runs, 30 RBI and seven steals across 45 games...homed in his first professional plate appearance with Class-A Lake County.

AMATEUR CAREER

- ◆ Selected in the third round of the 2018 First-Year Player Draft after spending three seasons at Towson University.
- ◆ Named CAA Rookie of Year in 2016...his 74 hits and 32 stolen bases set the Towson single-season freshman record...the 32 steals ranked second among all NCAA freshmen.



CAREER BATTING

YEAR	CLUB	AVG	G	AB	R	H	2B	3B	HR	RBI	SH	SF	HB	BB-I	SO	SB	CS	GDP	OBP	SLG
2018	AZL Cleveland 1	.438	5	16	4	7	1	0	2	6	0	0	0	6-0	2	2	0	0	.591	.875
	Mahoning Valley	.411	20	73	12	30	5	1	2	17	0	2	0	11-0	12	2	1	0	.477	.589
	Lake County	.300	20	80	10	24	2	1	2	7	0	0	0	2-0	13	3	0	3	.317	.425
2019	Injured-Did Not Play																			
2020	Did Not Play																			
2021	Akron	.299	66	244	53	73	24	3	6	36	0	2	4	33-0	42	10	3	5	.389	.496
	Columbus	.292	37	113	19	33	9	1	1	12	2	1	4	25-0	28	10	0	1	.434	.416
2022	Columbus	.279	45	179	34	50	10	5	4	36	1	0	2	24-1	43	12	2	4	.371	.458
	Cleveland	.232	54	112	7	26	6	0	0	10	0	1	1	9-1	20	2	0	2	.293	.286
2023	Columbus	.217	56	217	42	47	13	0	3	30	1	4	6	41-0	41	66	4	3	.351	.318
	Memphis	.299	40	157	34	47	10	0	5	29	1	3	2	32-0	20	3	2	3	.418	.459
	St. Louis	.258	32	93	9	24	6	0	6	16	1	1	1	6-0	11	2	0	1	.307	.516
Minor League Totals		.288	289	1079	208	311	74	11	25	173	5	12	18	174-1	201	48	12	19	.392	.447
Major League Totals		.244	86	205	16	50	12	0	6	26	1	2	2	15-1	31	4	0	3	.299	.390

1: Selected by Cleveland in the third round of the 2018 First-Year Player Draft...signed by Aaron Etchison. 2: Acquired by the St. Louis Cardinals from Cleveland in exchange for cash considerations, July 16, 2023. 2: Acquired by the Tampa Bay Rays from St. Louis in exchange for RHP Andrew Kittredge, January 5, 2024.

WORLD BASEBALL CLASSIC BATTING

YEAR	CLUB	AVG	G	AB	R	H	2B	3B	HR	RBI	SH	SF	HB	BB-I	SO	SB	CS	GDP	OBP	SLG
2023	Netherlands	.000	1	3	0	0	0	0	0	0	0	0	0	0-0	1	0	0	0	.000	.000

CAREER FIELDING

YEAR	POSITION	PCT	G	PO	A	E	TC	DP
2022	Left Field	1.000	25	43	2	0	45	1
	Second Base	1.000	2	2	1	0	3	1
2023	Left Field	.962	17	23	2	1	26	0
	Center Field	.941	8	16	0	1	17	0
	Right Field	1.000	2	2	0	0	2	0
	Second Base	1.000	1	1	2	0	4	1
Totals	Left Field	.986	42	66	4	1	71	1
	Center Field	.941	8	16	0	1	17	0
	Second Base	1.000	3	4	3	0	7	2
	Right Field	1.000	2	2	0	0	2	0

LEFT-RIGHT BREAKDOWN

	2023					CAREER				
	AVG	AB	H	HR	RBI	AVG	AB	H	HR	RBI
vs. Left	.421	19	8	2	3	.381	21	8	2	3
vs. Right	.216	74	16	4	13	.228	184	42	4	23



17 INFIELDER

ISAAC PAREDES

Isaac Edgardo Paredes Calderon (eez-AHK puh-RAY-dehs)



BATS RIGHT	THROWS RIGHT	HEIGHT 5'11"	WEIGHT 235
-------------------	---------------------	---------------------	-------------------

OPENING DAY AGE **25** MAJOR LEAGUE SERVICE **2 years, 160 days**

BORN **2/18/99 in Hermosillo, MEX** RESIDES **Hermosillo, MEX**

CONTRACT STATUS **Signed through 2024**

SIGNING SCOUT **Sergio Hernandez and Louie Eljaua (Cubs)**

ACQUIRED **From the Detroit Tigers along with a Competitive Balance Round B draft selection in exchange for OF Austin Meadows, 4/4/22**

X-RAY REPORT

- Isaac is no stranger to swagger or breaking records as he enjoyed a historic run of homers with the Rays in 2022...among his idols is John Cena, from whom he copied the celebratory “you can’t see me” gesture of waving his hand in front of his face.
- He takes pride in his walk-up song, “De Los Besos Que Te Di” by Christian Nodal, a Mexican song which translates to “of the kisses I gave you.”
- Entering the 2024 season, all 48 of Isaac’s career homers have been hit to his pull side...Rays coaches joke with him that he doesn’t have power to center field...“I think I don’t want him to hit the ball [to] right field at all, I give him grief when he does it,” manager Kevin Cash told MLB.com last August.
- Isaac has a daughter, Bella...he has a tattoo in Roman numerals on his left forearm for the birth year of his daughter.
- In September 2014 in a U-15 World Baseball Cup matchup between Mexico and the United States, Paredes took the mound displaying his 90+ mph fastball...he struck out five in 4 IP, and the performance eventually led to him being signed by the Cubs for \$850,000 by the same scout who found Miguel Cabrera, Luoie Eljaua.
- Isaac helped Team Mexico to its first semifinal appearance at the 2023 World Baseball Classic...in the quarterfinal vs. Puerto Rico, he hit a 412-foot homer off Marcus Stroman as part of a 3-RBI performance that also included a game-tying two-run single...after the quarterfinal victory, he said, “It’s a lot of adrenaline you feel on the field. I had never felt that adrenaline, even when I debuted in the majors. It was beautiful.”

2023 SEASON

- Appeared in 143 games and made 133 starts (3B-109G, 2B-11G, 1B-10G, DH-3G, SS-1G).
- Set career highs in nearly all major categories, including games, hits (123), doubles (24), HR (31), RBI (98), walks (58), batting average (.250), on-base pct. (.352), slugging pct. (.488) and OPS (.840)...ranked among AL leaders in RBI (T6th), OPS (8th) and HR (T8th).
- Recorded a career-high 4.3 bWAR, marking the eighth 4.0+ bWAR season by a Mexican-born player since 1901, including the first since COL Vinny Castilla (5.6) in 1998.
- Led the Rays in home runs, while ranking second in games, total bases (236) and OPS...also led the club with three multi-homer games, ahead of Luke Raley and Jose Siri (2G each).
- His 31 HR were third most among AL infielders behind BOS Rafael Devers and TEX Corey Seager (both 33HR).
- Hit all 31 of his homers to the pull side, joining STL Nolan Arenado (2021-22) and CLE José Ramírez (2021) as the only players in the pitch tracking era (since 2008) to pull all of their home runs in a 30+ homer season...he has pulled all 53 of his career homers; making him the only player in the pitch tracking era (since 2008) with 50+ career homers, all to the pull side.
- Ranked among MLB leaders in pull rate (1st, 52.7%), avg. launch angle (2nd, 22.2°) and lowest ground ball rate (3rd, 31.6%).
- His 20 hit-by-pitches marked the fourth most in a single season in team history behind Brandon Guyer (24HBP in 2015; 23HBP in 2016) and Carlos Gómez (21HBP in 2018)...the 20 HBP



were tied with CLE Andrés Giménez for third most in MLB.

- Joined Evan Longoria (2009) as the only players in Rays history with a 30+ HR, 90+ RBI season in an age 24 or younger season.
- Joined Evan Longoria (2009, 2011, 2013, 2016) as the only third basemen in team history to have a 30-homer season.
- Had seven games with 4+ RBI, tying Evan Longoria (2011) and Carlos Peña (2009) for the single-season franchise record...the seven such games led the AL and were tied with ATL Matt Olson for the second most in the majors, behind NYM Pete Alonso (8G).
- Registered three games with 5+ RBI, tying Ben Grieve (2001) and Austin Meadows (2021) for the single-season franchise record.
- Became the sixth Rays infielder (13th instance) to have a 90+ RBI season.
- Produced 7 RBI over two games from April 7-8 vs. OAK, his most over any two-game span in his career, which included his second career grand slam on April 7.
- Tallied multiple hits in a career-best four straight games from April 27-30, batting .474 (9-for-19) with 4 2B, one HR and 7 RBI during the run.
- On June 9 vs. TEX, produced a career-high 6 RBI (3-for-4, 2B, 2 HR, 6RBI)...was the first Ray to record 6+ RBI in a game since Randy Arozarena on Sept. 23, 2022 vs. TOR (also 6 RBI).
- Drew at least one walk in a career-best seven straight games from June 16-23, the longest run by a Ray since a seven-game run by Yandy Diaz from July 24-31, 2020.
- Hit safely in a season-best eight straight games from Aug. 19-29, marking the second-longest streak of his career behind a 10-game run from Sept. 12-24, 2020.
- **POSTSEASON:** Started at third base in both games of the ALWC vs. Texas...went a combined 3-for-8 (.375) with one double.
- **WBC:** Hit .375 (9-for-24) with one HR and 6 RBI in six games for Team Mexico in the 2023 World Baseball Classic.

CAREER HIGHLIGHTS

- In his first season in the Rays organization in **2022**, tied Randy Arozarena for the team lead in homers...hit 20 HR in 111 games (88GS) and 331 at-bats, compared to 2 HR in 57 games (51GS) and 172 at-bats over parts of two seasons with the Tigers.

- Became the fourth player in club history with a 20-HR season before his 24th birthday, joining Evan Longoria in 2009 (33HR) and 2008 (27HR), B.J. Upton (24HR) in 2007 and Jorge Cantú (28HR) in 2005.
- Began the season with Triple-A Durham, appearing in 19 games with the Bulls before his May 1-7 stint with the Rays...recalled on May 16 after an injury to Brandon Lowe and remained with the Rays through the end of the season.
- Made 38 starts at third base, 33 starts at second base and 17 starts at first base.
- 52.9 pct. (36 of 68) of his hits went for extra bases, fourth-highest in the AL (min. 300 PA) behind SEA Cal Raleigh (61.5 pct.), MIN Byron Buxton (57.9 pct.) and LAA Mike Trout (56.5 pct.).
- His .205 avg. was the second-lowest in franchise history among players with a 20-HR season behind Carlos Peña (.196) in 2010.
- On May 1 vs. MIN, made his Rays debut and singled off Tyler Duffey in the 7th inning.
- On May 18 vs. DET, started against his former team for the first time and hit solo homers in the 3rd and 8th innings, the first multi-HR game of his career...the 2 HR matched his total from the first 65 games (55 starts) of his career.
- Named AL Player of the Week for June 20-26, his first career weekly honor...hit .579/.619/1.474 (11-for-19) with 2 2B, 5 HR and 9 RBI in five games over that stretch, leading the majors in avg., slugging pct., OPS, homers and extra-base hits.
- On June 20 vs. NYY, broke up Gerrit Cole's no-hit bid with a single to start the 8th inning.
- On June 21 vs. NYY, hit solo homers off Nestor Cortes in the 1st and 3rd innings and a 2-run homer off Clarke Schmidt in the 5th...the 3 HR tied a single-game franchise record (7th time)...at 23 years, 123 days, became the second-youngest in club history with 3 HR in a single game behind Evan Longoria (22.347) in 2008.
- Had 7 HR in 87 career games before his 3-HR game...according to the Elias Sports Bureau, the 7 HR were the fewest in club history for a 3-HR game, passing Jonny Gomes (9) in 2005.
- On June 22 vs. NYY, homered in his first at-bat and became the first player in club history to homer in four consecutive at-bats, and the first in the majors since CWS José Abreu (4) from Aug. 22-23, 2020 at CHC...became the second player in the expansion era (since 1961) to homer in four straight at-bats against the Yankees, joining KC/CWS Bo Jackson (4) from July 17, 1990-April 9, 1993.



- Became the fourth Ray to hit 4 HR in a two-game span, joining Brandon Lowe from Sep 30–Oct 2, 2021 at HOU/NYY, Curt Casali from July 27–28, 2015 vs. DET and Greg Vaughn from May 18–19, 2002 vs. BAL...the 4 HR tied a club record for a 3-game series, joining Casali in 2015, Carlos Peña from June 8–10, 2010 vs. TOR, Vaughn in 2002 and Fred McGriff from May 4–6, 1999 vs. KC.
- On June 25 vs. PIT, singled in the 6th inning, hit a solo homer in the 8th and walk-off, 2-run single in the 9th, the first walk-off hit of his career.
- On July 2 at TOR, became the second player in franchise history to homer in both games of a doubleheader, joining Ben Zobrist on April 28, 2011 at MIN.
- On Aug. 28 at BOS, homered over the Green Monster in the 2nd and 4th innings for the third multi-HR game of his career...at 23 years, 191 days, became the youngest player in franchise history with a multi-HR game at Fenway Park.
- **POSTSEASON:** Tallied a pinch-hit single off Shane Bieber in the 8th inning in Game 1 of the ALWC at Cleveland...started Game 2 at second base and went 1-for-2 with one walk.
- In **2021**, appeared in 23 games and made 21 starts (9-2B, 8-3B, 4-SS) over four stints with the Tigers...missed nearly a month during his third stint while on the 10-day IL for a right hip strain.
- Spent the majority of the season with Triple-A Toledo, where he appeared in 72 games and finished with more walks (56) than strikeouts (47)...also played three games for Class-A Lakeland to start a rehab assignment...ranked 4th among Tigers minor leaguers with 59 walks.
- Named to the Tigers Organizational All-Star Team by MLB.com.
- Played for the Venados de Mazatlan in the Mexican Winter League and hit .282/.437/.409 (40-for-142) with 4 HR and 23 RBI in 42 games.
- In **2020**, appeared in 34 games and made 30 starts, all at third base, in the shortened season, his first career major league action...began the season at the Tigers alternate training site in Toledo...recalled on Aug. 17 and remained on the major league roster through season's end.
- Hit safely in 10 consecutive games from Sept. 12–24, batting .364 (12-for-33) over that span...according to the Elias Sports Bureau, marked the longest hitting streak for a Tigers rookie since Will Rhymes (12G) in 2010.
- On Aug. 17 at CWS, made his major league debut and went 1-for-4 with a 2-run single off Gio Gonzalez in the 4th inning.
- On Aug. 21, 2020 at CLE, his first career homer was a go-ahead grand slam in the 4th inning off Adam Plutko...became the 10th rookie in Tigers history to hit a grand slam for his first homer, first since Brennan Boesch on April 30, 2010 vs. LAA...according to the Elias Sports Bureau, was the first Tiger with 6 RBI (or more) through four career games since Pete Fox (6) in 1933.
- On Aug. 24 at CLE, went 3-for-4 in his sixth career game...at 21 years, 188 days, became the youngest Tiger with three or more hits since Omar Infante (21.117) on April 22, 2003 at OAK.
- Hit .379 (55-for-145) with 17 2B, 4 HR and 26 RBI in 42 games for the Venados de Mazatlan in the Mexican Winter League.
- Ranked by *Baseball America* as the No. 6 prospect in the Tigers system following the season.
- In **2019**, named the Tigers Minor League Co-Player of the Year...spent the entire season with Double-A Erie and named to the Eastern League midseason All-Star Team.
- Ranked among the Eastern League in AVG (2nd, .282), hits (T2nd, 135), OBP (3rd, .368), OPS (5th, .784), RBI (6th, 66) and walks (T8th, 57).
- Ranked second among Tigers minor leaguers in walks and third in hits and RBI.
- Played in the Futures Game in July at Progressive Field...entered as a defensive replacement at third base and went 1-for-2.
- Named to the Tigers Organizational All-Star Team by MLB.com.
- Hit .208/.377/.396 (11-for-53) with 2 HR and 8 RBI in 15 games for the Mesa Solar Sox in the Arizona Fall League.
- Ranked by *Baseball America* as the No. 100 overall prospect in the minors following the season...was the No. 5 prospect in the Tigers system...the publication also tabbed him as having the Best Strike-Zone Discipline in the organization for a second consecutive year.
- Split the **2018** season between Single-A Lakeland and Erie, earning a July 19 promotion to Double-A as a 19-year-old...hit .278/.359/.456 (120-for-432) with 15 HR and 70 RBI in 123 games between the two levels.
- Ranked among Tigers minor leaguers in doubles (T2nd, 28), RBI (3rd), XBH (3rd, 45), HR (4th) and runs (5th, 70).
- Named to the Florida State League midseason All-Star Team.
- Named the Tigers Minor League Player of the Month for July, batting .340/.423/.585 (32-for-94) with 22B, 7 HR and 19 RBI in 27 games.



- Named to the Tigers Organizational All-Star Team by MLB.com.
- Ranked by *Baseball America* as the No. 94 overall prospect in the minors following the season... was the No. 3 prospect in the Tigers system... the publication also tabbed him as the Best Hitter for Average in the organization.
- Spent the 2017 season in the Midwest League between the Cubs and Tigers organizations... acquired by the Tigers at the trade deadline in the deal sending Alex Avila and Justin Wilson to the Cubs...hit .252 (114-for-452) with 11 HR and 70 RBI between the two organizations.
- Ranked among MWL leaders in RBI (8th) and doubles (T8th, 28).
- Ranked by *Baseball America* as the No. 7 prospect in the Tigers system following the season.
- In 2016, named to the Arizona League postseason All-Star Team in his first professional season.
- Had a 17-game hitting streak from July 28–Aug 19, batting .353 (24-for-68) with 1 HR and 12 RBI.
- Received a Sept. 3 promotion to end the season with Class-A South Bend...started at shortstop for all three of their postseason games.
- Ranked by *Baseball America* as the No. 29 prospect in the Cubs system following the season.

CAREER BATTING

YEAR	CLUB	AVG	G	AB	R	H	2B	3B	HR	RBI	SH	SF	HB	BB-I	SO	SB	CS	GDP	OBP	SLG
2016	AZL Cubs	.305	47	167	23	51	14	3	1	26	1	2	2	13-0	20	4	0	2	.359	.443
	South Bend	.167	3	12	0	2	0	0	0	0	0	0	1	0-0	2	0	0	0	.231	.167
2017	South Bend	.264	92	337	49	89	25	0	7	49	2	3	13	29-0	54	2	1	7	.343	.401
	West Michigan	.217	32	115	16	25	3	0	4	21	0	0	5	13-0	13	0	0	8	.323	.348
2018	Lakeland	.259	84	301	50	78	19	2	12	48	1	6	7	32-0	54	1	0	9	.338	.455
	Erie	.321	39	131	20	42	9	0	3	22	0	3	2	19-1	22	1	0	0	.406	.458
2019	Erie	.282	127	478	63	135	23	1	13	66	0	6	11	57-0	61	5	3	12	.368	.416
2020	Detroit	.220	34	100	7	22	4	0	1	6	0	0	0	8-0	24	0	0	1	.278	.290
2021	Toledo	.265	72	253	39	67	10	2	11	42	0	4	2	56-0	47	0	0	11	.397	.451
	Detroit	.208	23	72	7	15	3	1	1	5	0	2	1	10-1	11	0	0	4	.306	.319
	Lakeland	.111	3	9	4	1	0	0	1	2	0	0	0	3-0	3	0	0	0	.333	.444
2022	Durham	.263	25	95	15	25	7	1	4	18	0	3	2	13-0	19	0	1	0	.354	.484
	Tampa Bay	.205	111	331	48	68	16	0	20	45	0	2	4	44-0	67	0	1	12	.304	.435
2023	Tampa Bay	.250	143	492	71	123	24	0	31	98	0	1	20	58-0	104	1	0	11	.352	.488
Minor League Totals		.271	524	1898	279	515	110	9	56	294	4	27	45	235-1	295	13	5	49	.361	.427
Major League Totals		.229	311	995	133	228	47	1	53	154	0	5	25	120-1	206	1	1	28	.326	.438

1: Signed by the Chicago Cubs as a free agent, July 31, 2015... signed by Sergio Hernandez and Louie Eljaou. 2: Acquired by the Detroit Tigers along with INF Jeimer Candelario from Chicago in exchange for C Alex Avila and LHP Justin Wilson, July 31, 2017. 3: Acquired by the Tampa Bay Rays along with a Competitive Balance Round B draft selection from Detroit in exchange for OF Austin Meadows, April 4, 2022.

POSTSEASON BATTING

YEAR	SERIES	CLUB	AVG	G	AB	R	H	2B	3B	HR	RBI	SH	SF	HB	BB-I	SO	SB	CS	GDP	OBP	SLG
2022	ALWC	TB vs. CLE	.667	2	3	0	2	0	0	0	0	0	0	0	1-0	0	0	0	0	.750	.667
2023	ALWC	TB vs. TEX	.375	2	8	0	3	1	0	0	0	0	0	0	0-0	2	0	0	0	.375	.500
Postseason Totals			.455	4	11	0	5	1	0	0	0	0	0	0	1-0	2	0	0	0	.500	.545

WORLD BASEBALL CLASSIC BATTING

YEAR	TEAM	AVG	G	AB	R	H	2B	3B	HR	RBI	SH	SF	HB	BB-I	SO	SB	CS	GDP	OBP	SLG
2023	Mexico	.375	6	24	3	9	0	0	1	6	0	0	1	2-0	6	1	0	0	.444	.500



CAREER FIELDING

YEAR	POSITION	PCT	G	PO	A	E	TC	DP
2020	Third Base	.975	33	22	56	2	80	8
2021	Second Base	.978	10	15	30	1	46	6
	Third Base	1.000	8	10	10	0	20	2
	Shortstop	.938	5	3	12	1	16	2
2022	Third Base	.976	50	33	91	3	127	13
	Second Base	.992	43	49	78	1	128	19
	First Base	.994	29	144	13	1	158	14
	Shortstop	1.000	1	0	2	0	2	1
2023	Third Base	.959	116	69	186	11	266	17
	First Base	1.000	25	104	3	0	107	8
	Second Base	1.000	14	11	21	0	32	3
	Shortstop	1.000	1	1	3	0	4	2
Totals	Third Base	.968	207	134	345	16	495	40
	Second Base	.990	67	76	129	2	207	28
	First Base	.996	54	248	15	1	264	22
	Shortstop	.955	7	4	17	1	22	5

LEFT-RIGHT BREAKDOWN

	2023					CAREER				
	AVG	AB	H	HR	RBI	AVG	AB	H	HR	RBI
vs. Left	.259	116	30	4	26	.263	251	66	11	44
vs. Right	.247	376	93	27	72	.218	744	162	42	110



DAVIDA FRANKLIN / TAMPA BAY RAYS



44

RIGHT HANDED PITCHER

RYAN PEPIOT



Ryan Michael Pepiot (PEP-ee-oh)

BATS **RIGHT**THROWS **RIGHT**HEIGHT **6'3"**WEIGHT **210**OPENING DAY AGE **26**MAJOR LEAGUE SERVICE **1 year, 5 days**BORN **8/21/97** in **Indianapolis, IN**RESIDES **Scottsdale, AZ**CONTRACT STATUS **Signed through 2024**SIGNING SCOUT **Stephen Head (Dodgers)**

ACQUIRED **From the Los Angeles Dodgers, along with OF Jonny DeLuca, in exchange for RHP Tyler Glasnow, OF Manuel Margot and cash considerations, 12/16/23**

X-RAY REPORT

- ◆ Ryan and his wife, Lilia, got married on Nov. 13, 2021 in Puerto Vallarta...the couple loves to travel—some of their recent destinations include Dubai, Paris, Barcelona and Portugal...they plan on visiting either Japan or Australia on their next trip.
- ◆ After the Dodgers were eliminated from the postseason last year, Ryan was at home watching a show on Bravo with Lilia when he first saw his name involved in trade rumors...after reading a few posts and texts, he turned to Lilia and said, "I think we just got traded."
- ◆ While visiting his then-fiancée Lilia and her family in Louisiana in 2020, he spent time working out with Louisiana native and MLB veteran Wade Miley along with coach Chris Westcott while waiting for a verdict on the postponed baseball season...Ryan spent the time honing in on his mechanics and breaking pitches.
- ◆ Ryan was a three-sport athlete in high school...he stopped playing basketball following his sophomore year and had an offer to play football at Ball State before choosing to pursue a baseball career.
- ◆ While growing up in Indianapolis, he was a Reds fan because his father is from Ohio...some of his favorite players included Bronson Arroyo, Ken Griffey Jr., Brandon Phillips and Joey Votto...he still hopes to meet Votto in the future.
- ◆ Ryan started growing out his hair in 2020 when most barbers shut down due to the COVID pandemic and has yet to return to a barbershop.

2023 SEASON

- ◆ Went 2-1 with a 2.14 ERA (42.0IP, 10ER) in eight appearances (3GS) with the Dodgers...placed on the 15-day IL on March 30 (retro March 27) with a left oblique strain...transferred to the 60-day IL on April 21.
- ◆ In six rehab starts with Triple-A Oklahoma City from July 14–Aug. 13, went 0-2 with a 3.97 ERA (22.2IP, 10ER)...struck out 26 batters against five walks during the rehab stint.
- ◆ From his Aug. 19 season debut through the end of the season, his 0.76 WHIP was the lowest mark among National League pitchers while his 2.14 ERA ranked third (min. 40.0IP).
- ◆ Walked one batter or fewer in all eight of his appearances after issuing multiple walks in seven of nine appearances in 2022.
- ◆ Utilized his four-seam fastball 50.6 pct. of the time and limited opponents to a .156 (10-for-64) average on the offering...the .156 avg. was the second-lowest such mark in the NL (min. 50AB) from Aug. 19 through the end of the season, trailing only MIL Brandon Woodruff (.155).
- ◆ Worked 5.0+ innings in three separate relief appearances (Aug. 19-G1 vs. MIA, Sept. 18 vs. DET and Sept. 26-G1 at COL)...the three such outings were the most by a Dodgers pitcher since Dave Stewart (3G) in 1982.
- ◆ On Sept. 9 at MIA, he threw a career-high 7.0 scoreless innings, yielding one hit with three strikeouts.
- ◆ On Sept. 26 at COL, recorded a career-high 9 SO across 6.0 relief innings, allowing one run on five hits and one walk...the 9 SO were tied for the most by a Dodgers reliever in franchise history



(8x, last: Kevin Brown on Aug. 25, 2002 at ATL)... he was one of four relievers in 2023 to record 9+ SO in an outing, joining BOS Nick Pivetta (13SO), KC Alec Marsh (9SO) and OAK Luis Medina (9SO).

- Entered the season rated the Dodgers No. 5 prospect by *Baseball America*.

CAREER HIGHLIGHTS

- In **2022**, went 3-0 with a 3.47 ERA (36.1IP, 14ER) in nine appearances (7GS) across seven stints with the Dodgers (May 11-12, May 17-18, May 27-28, July 5-6, Aug. 10-22, Sept. 4-5 and Sept. 20-21).
- In 19 appearances (17GS) with Oklahoma City, went 9-1 with a 2.56 ERA (91.1IP, 26ER)...the nine wins were tied for second most among Los Angels farmhands and were tied for fourth most in the Pacific Coast League.
- Named PCL Pitcher of the Month for April after going 2-0 with a 1.66 ERA (21.2IP, 4ER) across five starts...was also named a Triple-A All-Star by *Baseball America*.
- On May 11 at PIT, made his major league debut and did not factor into the start...tossed 3.0 scoreless innings, allowing one hit and five walks with three strikeouts...recorded his first career strikeout on the first batter he faced, fanning Ben Gamel on four pitches.
- On July 5 vs. COL., earned his first career win after working 5.0 innings, allowing one run on four hits and one walk with six strikeouts.
- In **2021**, went 5-9 with a 4.62 ERA (101.1IP, 52ER) in 26 appearances (22GS) between Oklahoma City and Double-A Tulsa.

- Ranked among Los Angeles minor leaguers in strikeouts (2nd, 127), opponent avg. (3rd, .222), starts (T3rd), WHIP (5th, 1.29) and innings (6th).
- In 15 appearances (13GS) for Tulsa, posted a 2.87 ERA (59.2IP, 19ER) and a .149 (30-for-202) opponent avg...in 11 appearances (9GS) for Oklahoma City, recorded a 7.13 ERA (41.2IP, 33ER) and a .305 (54-for-177) opponent avg.
- On July 4 vs. ARK, tossed 7.0 scoreless and hitless innings, allowing only one walk while fanning a season-high 11 batters.
- In **2020**, was not part of the Dodgers initial 60-man player pool but later reported to the alternate training site on July 10 as a non-roster invite.
- In **2019**, split his first professional season between AZL Dodgers Mota and Class-A Great Lakes, posting a 1.93 ERA (23.1IP, 5ER) across 13 appearances (10GS).

AMATEUR CAREER

- Selected by the Dodgers in the third round of the 2019 First-Year Player Draft from Butler University, becoming the highest draft pick in school history.
- Set Butler's all-time (306) and single-season (126, 2019) strikeout records during his three-year career.
- Following his sophomore season in **2018**, went 3-0 with a 4.91 ERA (22.0IP, 12ER) in 14 appearances (1GS) for the Hyannis Harbor Hawks in the Cape Cod League.
- After his freshman season in **2017**, went 0-2 with a 5.73 ERA (22.0IP, 14ER) over five starts for the Keene Swamp Bats in the New England Collegiate Baseball League.

CAREER PITCHING

YEAR	CLUB	W	L	ERA	G	GS	CG	SHO	SV	IP	H	R	ER	HR	HB	BB-I	SO	WP	BK
2019	AZL Dodgers Mota	0	0	0.00	4	1	0	0	0	5.0	2	0	0	0	1	4-0	10	0	0
	Great Lakes	0	0	2.45	9	9	0	0	0	18.1	13	6	5	0	1	9-0	21	3	0
2020										Did Not Pitch									
2021	Tulsa	3	4	2.87	15	13	0	0	0	59.2	30	19	19	7	3	26-0	81	4	0
	Oklahoma City	2	5	7.13	11	9	0	0	0	41.2	54	41	33	12	2	21-0	46	6	0
2022	Oklahoma City	9	1	2.56	19	17	0	0	0	91.1	62	27	26	10	10	36-0	114	1	1
	Los Angeles-NL	3	0	3.47	9	7	0	0	0	36.1	26	15	14	6	3	27-0	42	1	0
2023	Oklahoma City	0	2	3.97	6	6	0	0	0	22.2	21	10	10	4	0	5-0	26	0	0
	Los Angeles-NL	2	1	2.14	8	3	0	0	0	42.0	27	10	10	7	3	5-0	38	0	0
Minor League Totals		14	12	3.51	64	55	0	0	0	238.2	182	103	93	33	17	101-0	298	14	1
Major League Totals		5	1	2.76	17	10	0	0	0	78.1	53	25	24	13	6	32-0	80	1	0

1: Selected by the Los Angeles Dodgers in the third round of the 2019 First-Year Player Draft...signed by Stephen Head. **2:** Acquired by the Tampa Bay from Los Angeles, along with OF Jonny DeLuca, in exchange for RHP Tyler Glasnow, OF Manuel Margot and cash considerations, December 16, 2023.



CAREER FIELDING

YEAR	POSITION	PCT	G	PO	A	E	TC	DP
2022	Pitcher	1.000	9	2	1	0	3	1
2023	Pitcher	1.000	8	3	6	0	9	0
Totals		1.000	17	5	7	0	12	1

LEFT-RIGHT BREAKDOWN

	2023				CAREER			
	AVG	AB	H	HR	AVG	AB	H	HR
vs. Left	.111	72	8	3	.173	139	24	6
vs. Right	.241	79	19	4	.204	142	29	7

DID YOU KNOW?

STORMY WEATHER

The Rays have had games affected by six hurricanes:

- ◆ **Hurricane Hilary (Aug. 19, 2023):** A rare West Coast hurricane forced the Rays and Angels to conclude their weekend series with a day-night doubleheader on Saturday, Sept. 18 rather than finishing the series with the scheduled game on Sunday. The Rays dropped the opening contest but pushed across a season high in runs in an 18-4 victory in the nightcap.
- ◆ **Hurricane Dorian (Sept. 2-4, 2019):** MLB moved up the Rays-Orioles series finale to be part of a traditional doubleheader on Sept. 3—just the third doubleheader in Tropicana Field history. The Rays split the twin bill, and won two of three games in the series.
- ◆ **Hurricane Irma (Sept. 11-13, 2017):** MLB moved the three-game series against the Yankees from Tropicana Field to Citi Field in New York. The Rays lost two of three games. It was the fifth time in baseball history that weather concerns forced the relocation of games to a neutral site—but the second in a span of two weeks.
- ◆ **Hurricane Jeanne (Sept. 26, 2004):** The Rays and Blue Jays were canceled at Tropicana Field with the storm approaching. The previous night's game, which began at 6:16 p.m., was played with the caveat that no inning could start after 9:15 p.m. The curfew was a precaution to make sure the Blue Jays were able to fly out of Florida after the game.
- ◆ **Hurricane Frances (Sept. 3-5, 2004):** MLB postponed two games against the Tigers (Sep 4-5), and the Tigers left St. Pete after the Sept. 3 series opener to avoid the storm. The Rays were scheduled to play a Labor Day doubleheader at Yankee Stadium on Sept. 6, but were unable to leave Tampa International Airport until 3 p.m. that day. They arrived in New York at 5:25 p.m. and played a single game that night, a 7-4 loss which began at 7 p.m. The postponed game was eventually made up in New York on Sept. 23. The Rays and Tigers played (and split) a doubleheader on Sept. 30—the first doubleheader ever played at Tropicana Field.
- ◆ **Hurricane Gordon (Sept. 17, 2000):** The Rays and Athletics were postponed at Tropicana Field with the storm bearing down. Instead of playing that afternoon, the Athletics flew to Baltimore. The game was never made up, one of three such games in club history.

In addition, Tropicana Field served as a neutral host for a similar situation, as the Rangers-Astros series Aug. 29-31, 2017 was moved from Houston due to the devastation caused by Hurricane Harvey. The Astros won two of three games.



50

CATCHER

RENÉ PINTO

René Rafael Pinto Escobar (PEEN-toh)

BATS RIGHT

THROWS RIGHT

HEIGHT 5'10"

WEIGHT 210

OPENING DAY AGE 27

MAJOR LEAGUE SERVICE 150 days

BORN 11/2/96 in Maracay, VEN

RESIDES Palo Negro, VEN

CONTRACT STATUS Signed through 2024

SIGNING SCOUT William Bergolla, Ronnie Blanco and Marlon Roche (Rays)

ACQUIRED Signed as a free agent, 10/1/13

X-RAY REPORT

- ◆ His father, René Sr., was also a catcher who played seven seasons in the Yankees system from 1994–2000 and played for the Venezuelan National Team at international tournaments.
- ◆ René was the starting catcher on Sept. 15, 2022 vs. TOR, when the Rays used the first batting order in major league history comprised of nine players from Latin American countries to celebrate Roberto Clemente Day
- ◆ He is the longest-tenured member of the Rays organization on the 40-man roster, originally signing with the club on Oct. 1, 2013...he made his major league debut nearly a decade later in 2022.
- ◆ René is quiet by nature but gained confidence during his extended stay in the big leagues last season...he has set a goal of becoming a more vocal leader this year.
- ◆ His wife, Genesis, grew up in the modeling and pageantry worlds...she recently started her own model coaching business, Smart Models Academy.

2023 SEASON

- ◆ Appeared in 38 games, making all 31 of his starts at catcher...promoted from Triple-A Durham on July 21 and remained on the active roster through the end of the season.
- ◆ Hit .351 (20-for-57) with 3 2B, 4 HR and 10 RBI in 21 road games compared to .130 (6-for-46) with 2 HR and 6 RBI across 17 games at Tropicana Field.
- ◆ With one or two outs, hit .309 (22-for-71) with 6 HR and 16 RBI...with zero outs, hit .125 (4-for-32) with one double and no HR or RBI.
- ◆ Despite throwing out only three of 22 potential base stealers (13.6%), his 1.87 sec. average

pop time to second base ranked in the 94th percentile among all MLB catchers (Baseball Savant).

- ◆ On July 29 at HOU, made his first career pitching appearance (1.0IP, 5H, 5ER).
- ◆ On Aug. 2 at NYY, tallied a career-high three hits...the same day, threw out Anthony Volpe at second base, marking his first career catcher caught stealing...became the first Rays catcher to go 3-for-3 or better since Francisco Mejía on Aug. 18, 2022 (4-for-4).
- ◆ Hit safely in a career-best six straight games from Aug. 29–Sept. 8, batting .421 (8-for-19) with two doubles, 3 HR and 7 RBI during the run.
- ◆ Recorded an extra-base hit in a career-best four straight games from Aug. 29–Sept. 5.
- ◆ Homered in consecutive games for the first time in his career from Sept. 3-5.
- ◆ Hit .253 (37-for-146) with 12 doubles, 9 HR and 24 RBI in 37 games for Durham from March 31–May 29.
- ◆ **POSTSEASON:** Started both games of the ALWC vs. TEX and went a combined 0-for-5 with four strikeouts.

CAREER HIGHLIGHTS

- ◆ In **2022**, appeared in 25 games and made 23 starts, all at catcher...was on the active roster from April 22–May 4, June 10–July 10, July 26–Aug. 4, Sept. 12-21 and Oct. 4-5, his first career major league action.
- ◆ Hit .250 (12-for-48) with one HR and 7 RBI in 14 games from July 1 through season's end.
- ◆ Went 0-for-13 in throwing out base stealers.



- On April 26 vs. SEA, made his major league debut as a defensive replacement in the 5th inning and hit a two-run homer off Matt Koch in the 7th, the second at-bat of his career...became the first catcher in club history and eighth Ray overall to homer in his major league debut, joining Wander Franco in 2021, Yoshi Tsutsugo in 2020, Willy Adames in 2018, Brandon Guyer in 2011, Elijah Dukes in 2007, Delmon Young in 2006 and Brent Abernathy in 2001...was the 10th position player in club history to homer for his first career hit.
- Became the 11th player in AL history to homer in his MLB debut off the bench and the first since SEA Greg Dobbs on September 8, 2004 vs. CLE... became the second catcher in AL history to enter as a reserve and homer in his major league debut, joining OAK Terry Steinbach on September 12, 1986 at CLE.
- Hit .266/.320/.521 (75-for-282) with 26 doubles, 14 HR and 54 RBI for Triple-A Durham...hit .351 (27-for-77) vs. LHP and .281 (25-for-89) with RISP.
- Threw out 25.8 pct. (16 of 62) of attempted base stealers with Durham.
- Ranked by *Baseball America* as the No. 14 prospect in the Rays system following the season...the publication also tabbed him as the Best Defensive Catcher in the organization.
- Split the 2021 season between Double-A Montgomery and Durham...hit .274/.325/.500 (97-for-354) with 20 HR and 60 RBI in 93 games between the two levels.
- Named to the Rays Organizational All-Star Team by MLB.com.
- Ranked by *Baseball America* as the No. 22 prospect in the Rays system following the season.
- In 2020, added to the Rays 60-man player pool on July 24 and spent the summer at the alternate training site in Port Charlotte.
- In 2019, appeared in 77 games for Montgomery, including 65 starts at catcher...hit .305/.337/.512 (25-for-82) with eight doubles, 3 HR and 15 RBI in his last 23 games.
- Limited to 72 games for Class-A Charlotte in 2018 due to an April 13-May 8 stint on the injured list with a left hamstring strain.
- Played 15 games for the Navegantes del Magallanes in the Venezuelan Winter League.
- Ranked by *Baseball America* as the Best Defensive Catcher in the Florida State League in its Best Tools survey.
- Spent the entire 2017 season with Class-A Bowling Green, aside from a four-game rehab assignment with the GCL Rays (left wrist).
- Split the 2016 season between the GCL Rays and Rookie-level Princeton, batting .262/.304/.483 (39-for-149) with 8 HR in 40 games.
- Promoted on Aug. 4 and homered in his first Appalachian League game.
- Played eight games for the Navegantes del Magallanes in the Venezuelan Winter League.
- In 2015, named Most Valuable Player for the VSL Rays by the Rays Baseball Operations department.
- Spent a second consecutive season with the VSL Rays and led the league with a .323 batting avg., .552 slugging pct. and 27 extra-base hits.
- Led qualifying VSL catchers in throwing out 47.9 pct. (23 of 48) of attempted base stealers.
- Named to the Rays Organizational All-Star Team by MLB.com.
- In 2014, threw out 50.0 pct. (24 of 48) of attempted base stealers in his first season.



WILL VRAGOVIC / TAMPA BAY RAYS





DAVIDA FRANKLIN / TAMPA BAY RAYS

CAREER BATTING

YEAR	CLUB	AVG	G	AB	R	H	2B	3B	HR	RBI	SH	SF	HB	BB-I	SO	SB	CS	GDP	OBP	SLG	
2014	VSL Rays	.260	41	146	15	38	9	0	1	12	0	1	2	10-0	25	4	0	2	.314	.342	
2015	VSL Rays	.323	51	201	42	65	14	7	6	38	0	5	4	17-0	29	5	4	3	.379	.552	
2016	GCL Rays	.222	22	81	9	18	2	0	2	13	0	1	2	4-0	21	0	0	1	.273	.321	
	Princeton	.309	18	68	13	21	7	0	6	15	0	1	1	3-0	17	0	0	0	.342	.676	
2017	Bowling Green	.283	70	269	30	76	16	2	2	36	0	4	3	17-0	41	1	0	9	.328	.379	
	GCL Rays	.429	4	14	4	6	1	0	1	3	0	0	0	3-0	1	0	0	0	.529	.714	
2018	Charlotte	.301	72	246	35	74	21	1	1	38	2	8	1	23-0	43	1	1	7	.353	.407	
2019	Montgomery	.235	77	260	23	61	16	0	5	30	0	1	4	22-0	68	1	2	4	.303	.354	
2020	Did Not Play																				
2021	Montgomery	.242	41	153	25	37	9	0	8	25	0	0	3	15-0	56	2	1	2	.322	.458	
	Durham	.299	52	201	25	60	11	0	12	35	0	1	2	7-0	58	2	1	2	.327	.532	
2022	Durham	.266	73	282	39	75	26	2	14	54	0	1	1	22-1	82	1	0	8	.320	.521	
	Tampa Bay	.213	25	80	5	17	3	0	2	10	0	0	1	2-0	35	0	0	3	.241	.325	
2023	FCL Rays	.500	2	6	1	3	0	0	0	1	0	0	0	0-0	1	0	0	0	.500	.500	
	Durham	.253	37	146	25	37	12	0	9	24	0	2	2	10-0	46	1	0	2	.306	.521	
	Tampa Bay	.252	39	103	10	26	3	0	6	16	0	0	0	2-0	34	0	0	2	.267	.456	
Minor League Totals		.235	64	183	15	43	6	0	8	26	0	0	1	4-0	69	0	0	5	.255	.399	
Major League Totals		.275	560	2073	286	571	144	12	67	324	2	25	25	153-1	488	18	9	40	.329	.453	

1: Signed by the Tampa Bay Rays as a free agent, October 1, 2013...signed by William Bergolla, Ronnie Blanco and Marlon Roche.

POSTSEASON BATTING

YEAR	SERIES	CLUB	AVG	G	AB	R	H	2B	3B	HR	RBI	SH	SF	HB	BB-I	SO	SB	CS	GDP	OBP	SLG
2023	ALWC	TB vs. TEX	.000	2	5	0	0	0	0	0	0	0	0	0	0-0	4	0	0	0	.000	.000

CAREER FIELDING

YEAR	POSITION	PCT	G	PO	A	E	TC	DP	PB
2022	Catcher	.986	25	215	3	3	221	0	1
2023	Catcher	.997	38	285	16	1	302	0	5
Totals		.992	63	500	19	4	523	0	6

LEFT-RIGHT BREAKDOWN

	2023					CAREER				
	AVG	AB	H	HR	RBI	AVG	AB	H	HR	RBI
vs. Left	.286	21	6	0	4	.257	35	9	0	5
vs. Right	.244	82	20	6	12	.230	148	34	8	21



38

LEFT-HANDED PITCHER

COLIN POCHE

Colin Michael Poche (poh-SHAY)



BATS LEFT

THROWS LEFT

HEIGHT 6'3"

WEIGHT 220

OPENING DAY AGE 30

MAJOR LEAGUE SERVICE 4 years, 114 days

BORN 1/17/94 in Flower Mound, TX

RESIDES Tampa, FL

CONTRACT STATUS Signed through 2024

SIGNING SCOUT J.R. Salinas (D-backs)

ACQUIRED From the Arizona Diamondbacks along with RHP Sam McWilliams (as players to be named, 5/1/18), LHP Anthony Banda and INF Nick Solak in a three-team trade with the New York Yankees in exchange for OF Steven Souza Jr., 2/20/18

X-RAY REPORT

- While matters of racial justice took center stage in 2020, Colin voiced support for efforts to launch a new inquiry into the 2014 killing of Tamir Rice by police in Cleveland...Rice was shot and killed while playing with a toy pellet gun... Colin shared that he had a similar encounter under the same circumstances at Tamir's age but had been calmly approached and educated by the officer..."The difference between Tamir's mom losing a son and mine not even knowing about this story is the difference in the color of our skin. There was no justice served in this case. It's time to take another look at it."
- He won his school's third grade spelling bee to earn the right to compete at the district level, where he was subsequently "destroyed."
- He only played basketball up to his freshman year of high school, but has been able to dunk since his senior year...the first time that he dunked on someone was at a local gym, just in time for his best friend's dad to walk in and witness it—the only person he knew who did.
- Colin was friends with late Rays bullpen catcher Jean Ramirez and remains involved with JC 98 Inc., whose mission is to "advocate for mental health and suicide prevention through education and community service."
- Colin was inducted into the Dallas Baptist University Athletics Circle of Honor this past offseason along with Mets reliever Drew Smith.
- Colin and his wife, Jessica, were married on November 20, 2021 in Dallas...the couple celebrated the birth of their first child, Mia Grace, last Halloween...they adopted a golden retriever, Zeus, in 2020.

2023 SEASON

- Set career highs in appearances (66), wins (12), ERA (2.23), innings (60.2) and HR/9.0 IP (0.59)... the 66 appearances led the Rays...his 2.23 ERA ranked eighth in the AL (min. 50.OIP).
- After making his first career Opening Day roster, he was the only reliever to remain on the Rays active roster for the duration of the season.
- His 12 wins led all MLB relievers, outpacing BAL Mike Baumann (10)...marked the second-most victories by a reliever in Rays history, trailing Ryan Yarbrough (14) in 2018.
- Became the sixth pitcher in Rays history to appear in 65+ games in consecutive seasons, joining Roberto Hernández (1998-2000), Dan Wheeler (2008-09), Joel Peralta (2011-14), Jake McGee (2012-14) and Fernando Rodney (2012-13).
- Utilized his slider 35.0 pct. of the time and held opponents to a .127 (10-for-79) mark on the pitch...opponents hit .234 (32-for-137) on his fastball, an offering he used 65.0 pct. of the time.
- Of his 66 appearances, 64 were 1.0 inning or fewer (1.2 IP on Aug. 6 at DET & 1.1 IP on Sept. 17 at BAL).
- Allowed 13-of-26 (50%) of his inherited runners to score, tied for the fifth-highest percentage in the AL (min. 25 inherited runners).
- From Aug. 6—end of season, pitched to a 1.64 ERA (22.OIP, 4ER) across 23 appearances, holding opponents to a .173 (13-for-75) average...this stretch included a career-high 12 consecutive scoreless appearances from Aug. 30-Sept. 23.
- **POSTSEASON:** Worked 1.0 inning in Game 2 of the ALWC vs. the Rangers in his first postseason



action since 2019, allowing two runs on three hits while fanning two batters.

CAREER HIGHLIGHTS

- ◆ Began **2022** with Triple-A Durham and made six appearances...did not surrender a run and allowed one hit while striking out 11 batters against two walks.
- ◆ Recalled on April 22, and remained with the Rays for the rest of the season...his 65 appearances ranked second on the club behind Jason Adam (67).
- ◆ Suffered a right oblique strain in the season-ending series in Boston and placed on the 15-day IL in advance of the last regular season game.
- ◆ Allowed 11 HR, tied for fifth among major league relievers...marked the most by a Rays reliever since Emilio Pagán (12) in 2019.
- ◆ Allowed two home runs over his last 24 appearances (20.2IP) after allowing nine homers in his first 41 appearances (38.0IP).
- ◆ Among pitchers with zero GIDP, his 58.2 IP ranked fourth in the majors behind ATL Kenley Jansen (64.0IP), SEA Paul Sewald (64.0IP) and MIA Elieser Hernández (62.1IP)...ranked second in franchise history, trailing Al Reyes (60.2IP) in 2007.
- ◆ On May 25 vs. MIA, tallied his first save since Sept. 23, 2019 vs. BOS...entered with a 5-3 lead in the 9th inning and the Rays defense made two errors behind him, leading to an unearned run...facing the bases loaded, got a game-ending strikeout of Jesús Aguilar.
- ◆ On July 26 at BAL, allowed a go-ahead, two-run homer to Ramón Urías in the 8th inning, the first time in his career he allowed one on an 0-2 pitch...marked his first loss since Sept. 11, 2019 at TEX and the three runs were his most since July 16, 2019 at NYY (6R).
- ◆ On July 27 at BAL, allowed a game-tying, solo homer to Jorge Mateo with one out in the 9th inning, the second consecutive appearance he was charged with a blown save...recorded the win after the Rays reclaimed the lead in extra innings.
- ◆ On Aug. 10 at MIL, yielded a game-tying homer to Rowdy Tellez in the 9th inning...marked the second time in six appearances he allowed a game-tying or go-ahead homer in the 9th inning or later.
- ◆ On Oct. 4 at BOS, allowed a grand slam to Xander Bogaerts in the 5th inning...marked the third grand slam allowed in his career, following July 16, 2019 at NYY (Didi Gregorius) and June 12, 2019 vs. OAK (Ramón Laureano)...left the game

with a 1-0 count on the next batter (right oblique strain) and placed on the 15-day IL the next day.

- ◆ Missed the entire **2021** season recovering from Tommy John surgery.
- ◆ Underwent Tommy John surgery on his left elbow on July 29, **2020**, performed by Dr. Keith Meister in Arlington, Texas.
- ◆ In **2019**, selected from Triple-A Durham on June 8, between games of a doubleheader at BOS, and made his major league debut in the second game...stayed in the majors the rest of the season, making a team-high 51 appearances over that span.
- ◆ Led AL lefty relievers with a .181 opponent avg. (33-for-182), and ranked seventh overall among AL relievers...min. 50.0 IP, his 12.54 SO/9.0 IP ratio ranked fourth among AL lefties behind NYY Aroldis Chapman (13.42), BOS Chris Sale (13.32) and CLE Brad Hand (13.19).
- ◆ Allowed nine home runs in 51.2 innings, but only one homer in his last 23 appearances spanning 22.0 innings...27.3 pct. (9 of 33) of his hits allowed were homers.
- ◆ On June 8 at BOS (G2), became the third Ray all-time to enter in relief and take the loss in his major league debut, joining Álex Torres on July 18, 2011 vs. NYY and Franklin Núñez on Aug. 14, 2004 at TEX.
- ◆ On June 16 vs. LAA, retired all six batters he faced, including three strikeouts for his first career win.
- ◆ On July 26 at TOR, entered with a 3-1 lead and got three flyouts to earn his first career save.
- ◆ Went 2-2 with a 6.26 ERA (27.1IP, 19ER) and 48 strikeouts in 20 appearances (2 starts) for Durham...from the start of May until he was selected to the major league roster, went 2-0 with a 3.38 ERA (18.2IP, 7ER) and 33 strikeouts in 13 appearances (2GS) with the Bulls, including 11 scoreless outings.
- ◆ **POSTSEASON:** Pitched in all five games of the ALDS against the Astros...became the third rookie to appear in five games of a Division Series, joining WSH Sammy Solis in 2016 and TOR Aaron Sanchez in 2015...his only run allowed was a Robinson Chirinos homer in Game 4.
- ◆ In **2018**, named Minor League Reliever of the Year by the Rays Baseball Operations department...began the season with Double-A Jackson in the D-backs organization, then pitched for Double-A Montgomery and Durham in the Rays system following a May 1 acquisition as a player to be named in the Steven Souza Jr. trade.



CAREER HIGHS

LONGEST OUTING

2.0, 3x, last 8/21/19 vs. SEA

STRIKEOUTS

5, 7/3/19 vs. BAL

WALKS

5, 8/29/19 at HOU

HR ALLOWED

2, 7/16/19 at NYY

RUNS ALLOWED

6, 7/16/19 at NYY

HITS ALLOWED

4, 2x, last: 8/1/23 at NYY

WIN STREAK

5G, 7/28/23-current

LOSS STREAK

3G, 7/13/19-7/23/19

- Between the two organizations, went 6-0 with a 0.82 ERA (66.0IP, 6ER) and 110 strikeouts for a 15.0 SO/9.0IP ratio...no minor league pitcher with as many innings recorded a better SO/9.0 IP ratio...struck out 45.6 pct. of his batters faced.
- Named the Rays Minor League Pitcher of the Month for June, going 1-0 with a 0.57 ERA (15.2IP, 1ER) and 28 strikeouts.
- Made five appearances in the International League postseason, recording 12 strikeouts in 7.0 innings to help the Bulls win a second consecutive Governors' Cup.
- Named to the Rays Organizational All-Star Team by MLB.com and *Baseball America's* Minor League All-Star Team.
- Ranked by *Baseball America* as the No. 20 prospect in the Rays system following the season.
- In **2017**, went 3-1 with a 1.25 ERA (50.1IP, 7ER) and 81 strikeouts in 31 appearances between Class-A Visalia and Class-A Kane County.
- Went 1-0 with a 3.31 ERA (16.1IP, 6ER) in 11 appearances for the Salt River Rafters in the Arizona Fall League.
- Ranked by *Baseball America* as the No. 29 prospect in the D-backs system following the season.
- In **2016**, pitched for Short-A Hillsboro in his first professional season...four of his first five appearances were starts, then pitched exclusively out of the bullpen the rest of the season.

AMATEUR CAREER

- Selected by the Diamondbacks in the 14th round of the 2016 First-Year Player Draft out of Dallas Baptist University, the same program that produced former Ray Ben Zobrist...previously selected by the Orioles in the fifth round of the 2012 First-Year Player Draft, but did not sign.
- Began his collegiate career at the University of Arkansas...underwent Tommy John surgery following his sophomore season.

CAREER PITCHING

YEAR	CLUB	W	L	ERA	G	GS	CG	SHO	SV	IP	H	R	ER	HR	HB	BB-I	SO	WP	BK
2016	Hillsboro	1	2	3.19	21	4	0	0	0	31.0	20	14	11	2	1	17-0	36	3	0
2017	Visalia	1	1	1.40	18	0	0	0	2	25.2	14	5	4	0	0	13-2	37	2	0
	Kane County	2	0	1.09	13	0	0	0	1	24.2	16	3	3	0	0	6-1	44	1	1
2018	Jackson	0	0	0.00	9	0	0	0	1	11.0	3	0	0	0	0	2-0	23	1	0
	Montgomery	1	0	0.00	3	0	0	0	0	5.0	1	0	0	0	0	0-0	9	0	0
	Durham	5	0	1.08	28	2	0	0	1	50.0	29	7	6	2	0	17-0	78	1	1
2019	Durham	2	2	6.26	20	2	0	0	0	27.1	32	20	19	4	0	9-0	48	1	0
	Tampa Bay	5	5	4.70	51	0	0	0	2	51.2	33	27	27	9	5	19-1	72	2	0
2020	Tampa Bay	Injured-Did Not Pitch																	
2021	Tampa Bay	Injured-Did Not Pitch																	
2022	Durham	0	0	0.00	6	0	0	0	1	6.0	1	0	0	0	0	2-0	11	1	0
	Tampa Bay	4	2	3.99	65	0	0	0	7	58.2	46	30	26	11	1	22-0	64	4	0
2023	Tampa Bay	12	3	2.23	66	0	0	0	1	60.2	42	17	15	4	1	24-1	61	3	0
Minor League Totals		12	5	2.14	118	8	0	0	6	180.2	116	49	43	8	1	66-3	286	10	2
Major League Totals		21	10	3.58	182	0	0	0	10	171.0	121	74	68	24	7	65-2	197	9	0

1: Selected by the Arizona Diamondbacks in the 14th round of the 2016 First-Year Player Draft...signed by J.R. Salinas. 2: Acquired by the Tampa Bay Rays along with RHP Sam McWilliams (as players to be named, May 1, 2018) and LHP Anthony Banda from Arizona and INF Nick Solak from the New York Yankees as part of a three-team trade, February 20, 2018. Tampa Bay sent OF Steven Souza Jr. to Arizona.



POSTSEASON PITCHING

YEAR	SERIES	CLUB	W	L	ERA	G	GS	CG	SHO	SV	IP	H	R	ER	HR	HB	BB-I	SO	WP	BK
2019	ALDS	TB vs. HOU	0	0	2.08	5	0	0	0	0	4.1	2	1	1	1	0	0-0	6	0	0
2023	ALWC	TB vs. TEX	0	0	18.00	1	0	0	0	0	1.0	3	2	2	0	0	0-0	2	0	0
Postseason Totals			0	0	5.06	6	0	0	0	0	5.1	5	3	3	1	0	0-0	8	0	0

CAREER FIELDING

YEAR	POSITION	PCT	G	PO	A	E	TC	DP
2019	Pitcher	1.000	51	0	1	0	1	0
2022	Pitcher	1.000	65	0	2	0	2	0
2023	Pitcher	1.000	66	0	7	0	7	0
Totals		1.000	182	0	10	0	10	0

LEFT-RIGHT BREAKDOWN

	2023				CAREER			
	AVG	AB	H	HR	AVG	AB	H	HR
vs. Left	.185	65	12	2	.179	184	33	8
vs. Right	.199	151	30	2	.204	432	88	16



WILL VRAGOVIC / TAMPA BAY RAYS




43

FIRST BASEMAN / OUTFIELDER

HAROLD RAMÍREZ

Harold Andres Ramírez Lemus

BATS **RIGHT**THROWS **RIGHT**HEIGHT **5'10"**WEIGHT **230**OPENING DAY AGE **29**MAJOR LEAGUE SERVICE **4 years, 124 days**BORN **9/6/94 in Cartagena, Colombia**RESIDES **Cartagena, Colombia**CONTRACT STATUS **Signed through 2024**SIGNING SCOUT **Rene Gayo, Orlando Covo and Marc DelPiano (Pirates)**ACQUIRED **From the Chicago Cubs in exchange for INF Esteban Quiroz, 3/25/22**

X-RAY REPORT

- Harold dyed his hair blue for his oldest son, Elian, who was diagnosed with autism three years ago...blue is the color for autism awareness, an important cause for Harold and his family as they support Elian.
- His mother, Celina, had a major influence on his baseball career...Celina, a former third baseman, got him playing baseball at age 3, taking him every day to a field near their house in Cartagena where she and Harold's dad, Andres, played softball.
- Harold has several tattoos representing those closest to him...his mother's name can be found on his right arm while his son's name is on his neck...he also has several puzzle piece tattoos to promote autism awareness.
- Two of Harold's favorite activities are painting and going to the beach with his family...Elian is also a big fan of the beach, but he prefers the family's trips to the zoo, which tend to turn into marathon affairs due to his love of animals.
- He created the Harold Ramírez Foundation in 2021 to support youth sports and social causes in his native Cartagena...the foundation hosts an annual baseball tournament, a tradition that dates back to 2021.
- He likes both nicknames that get thrown around the clubhouse related to his offensive prowess, "Hittin' Harold" and "Barreled Ramírez."
- Harold represented Colombia in the World Baseball Classic for the first time in 2023...he appeared in three games for his home country during the qualifying phase of the 2017 World Baseball Classic, but was not on the roster for the tournament.

2023 SEASON

- Appeared in 122 games and made 99 starts (DH-86G, RF-6G, LF-5G, 1B-2G).
- Set career highs in hits (125), HR (12), RBI (68), walks (22), runs (58), steals (5), batting average (.313), on base pct. (.353), slugging pct. (.460) and OPS (.813).
- Was one of three AL batters to have 375+ AB and hit .310 or better, joining teammate Yandy Díaz and TEX Corey Seager.
- Min. 100 AB, his .387 (46-for-119) average against left-handed pitching led the AL and ranked second in the majors behind ATL Ozzie Albies (.391)...under the same parameters, his .387 AVG vs. southpaws was the highest mark in a season in team history, ahead of Jason Bartlett (.379 in 2008) and Jeff Keppinger (.376 in 2012).
- Min. 200 AB, his .244 (49-for-201) average with two strikes was the second-highest mark in the AL behind teammate Yandy Díaz (.256).
- Hit .378 (14-for-37) in extra-inning games, the third-best average in the majors (min. 30AB) behind BAL Adam Frazier (.391) and WSH Lane Thomas (.385).
- Hit an MLB-best .354 (67-for-189) in 55 road games (min. 150AB), outpacing LAD Freddie Freeman (.351).
- His 11 hits as a pinch hitter set the single-season team record, outpacing the 10 hits recorded by both Brandon Guyer (2015) and Travis Lee (2005).
- Min. 15 AB, his .524 (11-for-21) average and 10 RBI as a pinch hitter led MLB.
- His .391 (27-for-69) average against breaking/offspeed pitches from Aug. 1-end of the season was third highest in MLB behind CWS Elvis



Andrus (.472) and SD Luis Campusano (.440) (min. 50AB ending in a breaking/offspeed pitch).

- ◆ Made his third career Opening Day roster (2020, 2022-23) – all of which have come as a starter (2023-DH, 2022-1B, 2020-RF).
- ◆ On April 9 vs. OAK, his 441-foot home run off James Kaprielian marked the farthest long ball of his career.
- ◆ On April 13 vs. BOS, tallied two doubles in the fifth inning, becoming the eighth Rays hitter (10th instance) with multiple extra-base hits in an inning, and the first since Matt Joyce on Aug. 28, 2011 at TOR (2 2B, 9th inn.).
- ◆ Registered multiple hits in a career-best five consecutive games from April 16-22, batting .500 (10-for-20) during the run.
- ◆ Min. 125 AB, his .367 (51-for-139) average from Aug. 1-end of the season led MLB, outpacing LAD Mookie Betts (.364).
- ◆ On Aug. 19 at LAA, registered a career-high four hits...his 4 RBI in the game matched a career high (also 4 RBI on Sept. 19, 2021 at NYY).
- ◆ On Sept. 8 vs. SEA, snapped a career-long 55-game homerless drought (June 9–Sept. 7) with a long ball off Isaiah Campbell.
- ◆ On Sept. 15 at BAL, recorded his first career pinch-hit home run off Bryan Baker.
- ◆ On Sept. 23 vs. TOR, notched his first career outfield assist, throwing out Whit Merrifield at home to preserve a 5-4 lead.
- ◆ **POSTSEASON:** Started both games of the ALWC vs. Texas at designated hitter and went 1-for-8 (.125) with two strikeouts and one GIDP.
- ◆ **WBC:** Hit .133 (2-for-15) with one walk in four games for Team Colombia in the 2023 World Baseball Classic.

CAREER HIGHLIGHTS

- ◆ Enjoyed a breakout campaign in his first season with the Rays in 2022, batting .300 in 120 games... set career highs with 121 hits, 24 2B and 58 RBI.
- ◆ Min. 400 AB, his .300 avg. was the highest by a Ray since Casey Kotchman (.306) in 2011 and ranked 8th in the AL...was batting .332 through the end of play on Sept. 2 before hitting .198 (19-for-96) over his final 27 games (24GS).
- ◆ Hit .360/.413/.460 (40-for-111) vs. LHP, compared to .277/.315/.384 (81-for-292) against righties... min. 100 AB, ranked third in the majors in avg. vs. LHP behind STL Paul Goldschmidt (.411) and BOS Xander Bogaerts (.382)...marked the highest batting average by a Ray against lefty pitching since Jeff Keppinger (.376) in 2012.

- ◆ Hit .333/.380/.453 (64-for-192) in 63 games (49 starts) at Tropicana Field, .312/.343/.400 (39-for-125) with RISP and .474/.524/.474 (9-for-19) with 7 RBI and 2 BB when used as a pinch-hitter.
- ◆ Made starts at DH (52), first base (29), right field (15) and left field (2)...was on the 10-day IL from July 18–Aug. 16 for a right thumb fracture.

“ You see how fired up he gets. Harold is energy, day in and day out. He always gives everything he has 100 percent of the time, no matter what—defensively, offensively, in the dugout—and he’s the same guy

RAYS PITCHER SHANE McCLANAHAN
| MLB.com |

- ◆ Made his second Opening Day roster, both starts (right field in 2020, first base in 2022).
- ◆ From May 24-25 vs. MIA, his first 2 HR were in consecutive games against his former team... homered in back-to-back games for the third time in his career, joining June 19-20, 2021 (with CLE) and Aug 29-30, 2019 (with MIA)...homered twice in a span of 5 AB after hitting 1 HR in his
- ◆ On June 24 vs. PIT, hit a walk-off single off Yerry De Los Santos in the 10th inning for the third walk-off hit of his career...marked the 14th time in franchise history the Rays got a walk-off hit from a pinch-hitter, first since Kevin Kiermaier on Aug. 22, 2020 vs. TOR (single).
- ◆ On July 9 at CIN, doubled in the 4th, 8th and 10th innings, the first time he recorded 3 XBH in a game...became the second player in franchise history with 3 2B and 3 RBI in a game, joining Gerald Williams on June 4, 2000 at NYM.
- ◆ Played for the Caimanes de Barranquilla in the Colombian Winter League.
- ◆ **POSTSEASON:** Started both games of the AL Wild Card Series at CLE at designated hitter and went 1-for-9 with a Game 1 single.
- ◆ In 2021, claimed off waivers by Cleveland on Feb. 24, optioned on March 26 and spent the first month of the season at the alternate training site in Columbus...recalled on May 3 and remained in the majors through the end of the season.



- Was on the 10-day IL from Aug. 12-31 with a right hamstring strain...appeared in 4 games for Class-A Lake County on a rehab assignment.
- Appeared in 99 games and made 92 starts (43-LF, 28-RF, 19-CF, 2-DH)...hit .288/.333/.441 (34-for-118) vs. LHP and .387/.424/.467 (29-for-75) with RISP.
- Totaled 1 HR and 11 RBI in 48 games (44GS) at Progressive Field, compared to 6 HR and 30 RBI in 51 games (48GS) on the road.
- On June 19 at PIT, hit solo homers in the 2nd and 9th innings for his first career multi-HR game... homered again the next day before ending the season with 1 HR over his final 58 games.
- Traded to the Cubs on Nov. 22 but never appeared in a game for them after the Rays acquired him on March 25, 2022.
- In **2020**, limited to three games due to multiple stints on the injured list...placed on the COVID-19 Related IL after the Marlins second game of the season...reinstated on Sept. 5, but left in the 5th inning of his first game back with a left hamstring strain and missed the rest of the season.
- Made his first career Opening Day roster... started as the cleanup hitter on Opening Day at PHI and went 1-for-3 with a single and walk.
- In **2019**, appeared in 119 games with the Marlins, his first career major league action...selected from Triple-A New Orleans on May 11 and remained in the majors through season's end.
- Ranked among NL rookies in hits (116, 6th), RBI (50, 8th) and doubles (20, tied for 8th)...min. 400 AB, his .276 avg. ranked third among NL rookies behind PIT Bryan Reynolds (.314) and PIT Kevin Newman (.308).
- Reached base safely in 18 of his first 19 games, batting .370/.410/.480 (27-for-73) with 1 HR and 12 RBI over that stretch.
- On May 11 at NYM, started in left field in his major league debut and went 1-for-4 with a 9th-inning single off Edwin Diaz.
- On May 21 at DET, his first career homer was a solo shot off Spencer Turnbull in the 4th inning.
- Hit two walk-off homers, tying Cliff Floyd in 2000 for the Marlins single-season club record... both were solo shots in the 12th inning (Aug. 1 vs. MIN off Cody Stashak, Aug. 29 vs. CIN off Raisel Iglesias)...became the first player to hit multiple walk-off homers in the 12th inning (or later) since LAD Andre Ethier (3) in 2009.
- Spent the **2018** season with Double-A New Hampshire...led the Eastern League with a .320 avg. and ranked second with 148 hits and 37 2B.

CAREER HIGHS

HITS	RUNS
4, 8/19/23 (G2) at LAA	3, 6x, last 8/14/23 at SF
HITTING STREAK	WALKS
12G, 7/15/22 - 8/26/22	2, 4, last 4/24/23 vs. HOU
HOME RUNS	STRIKEOUTS
2, 6/19/21 at PIT	4, 8/27/19 vs. CIN
RBI	STOLEN BASES
4, 2x, last 8/19/23 (G2) at LAA	1, 13x, last 8/27/23 vs. NYY

HOME RUN HIGHLIGHTS

MULTI-HR GAMES (1)

2 - 6/19/21 at PIT

PINCH-HIT (1)

9/15/23 at BAL (Bryan Baker)

WALK-OFF (2)

8/29/19 vs. CIN (Raisel Iglesias); 8/1/19 vs. MIN (Cody Stashak)

- Ranked second among Blue Jays minor leaguers in doubles...tied for third with 148 hits, tied for sixth with 48 XBH and ranked eighth with 70 RBI.
- Named to the Eastern League Postseason All-Star Team...named MVP of the Eastern League postseason, batting .400 (8-for-20) with 5 RBI to lead New Hampshire to the league title.
- Won the Venezuelan Winter League batting title...hit .381 (61-for-160) with 4 HR and 31 RBI in 44 games for the Leones del Caracas.
- In **2017**, ranked eighth among Blue Jays minor leaguers with 118 hits...ranked by *Baseball America* as the No. 22 prospect in the Blue Jays system following the season.
- Spent the **2016** season in the Eastern League between the Pirates and Blue Jays organizations...hit .311 (119-for-383) with 2 HR and 50 RBI between the two organizations... Missed the last month of the season with left knee inflammation.
- In March, helped Colombia win its World Baseball Classic qualifier.
- Named to the Eastern League Midseason All-Star Team...ranked fifth in the league in average.
- Ranked by *Baseball America* as the No. 14 prospect in the Blue Jays system following the season.
- In **2015**, ranked sixth among Pirates minor leaguers with 22 SB and tied for seventh with 6 3B.
- Played 15 games for the Venados de Mazatlan in the Mexican Winter League.



- Ranked by *Baseball America* as the No. 95 overall prospect in the minors following the season... was the No. 5 prospect in the Pirates system.
- In **2014**, limited to 49 games with Class-A West Virginia due to hamstring and shin injuries.
- Placed on the 7-day IL on July 3 with right shin inflammation, ending his season...hit safely in his final 23 games of the season, batting .347 (35-for-101) with 5 2B, 1 3B, 1 HR and 12 RBI.
- Ranked by *Baseball America* as the No. 10 prospect in the Pirates system following the season.
- In **2013**, tied for the New York-Penn League lead with 23 SB...tied for third with 78 hits, tied for fifth with 40 RBI and ranked fifth with 42 runs... named to the NYPL Midseason All-Star Team.

- Named the NYPL Player of the Month for July by MLB.com, batting .384 (43-for-112) with 6 2B, 2 3B, 2 HR and 28 RBI in 29 games.
- Ranked by *Baseball America* as the No. 9 prospect in the Pirates system and the No. 1 prospect in the NYPL following the season.
- In **2012**, began his professional career with the GCL Pirates...hit .319 (22-for-69) in 19 games in July and .197 (13-for-66) in 19 games in August.
- Ranked by *Baseball America* as the No. 28 prospect in the Pirates system following the season...the publication also tabbed him as the Fastest Baserunner in the organization.
- On July 2, **2011**, signed with the Pirates for \$1.05 million...marked the second-largest bonus the Pirates ever gave an international free agent behind Luis Heredia's \$2.6 million in 2010.

CAREER BATTING

YEAR	CLUB	AVG	G	AB	R	H	2B	3B	HR	RBI	SH	SF	HB	BB-I	SO	SB	CS	GDP	OBP	SLG
2012	GCL Pirates	.259	39	135	18	35	5	1	1	12	1	0	4	6-0	20	9	5	3	.310	.333
2013	Jamestown	.285	71	274	42	78	11	4	5	40	2	3	8	23-0	52	23	11	3	.354	.409
2014	West Virginia	.309	49	204	30	63	14	1	1	24	1	2	8	11-0	35	12	3	4	.364	.402
2015	Bradenton	.337	80	306	45	103	13	6	4	47	3	9	25-0	48	22	15	12	.399	.458	
2016	Altoona	.306	98	379	58	116	16	7	2	49	2	3	9	21-0	66	7	10	5	.354	.401
	New Hampshire	.750	1	4	2	3	1	0	0	1	0	0	0	1-0	0	0	0	0	.800	1.000
2017	New Hampshire	.266	121	444	46	118	19	2	6	53	2	5	6	32-2	65	5	3	14	.320	.357
2018	New Hampshire	.320	120	463	60	148	37	0	11	70	1	5	9	27-2	88	16	2	6	.365	.471
2019	New Orleans	.355	31	110	19	39	12	1	4	14	0	0	4	6-0	19	1	1	2	.408	.591
	Miami	.276	119	421	54	116	20	3	11	50	0	1	5	18-1	91	2	1	8	.312	.416
2020	Miami	.200	3	10	2	2	0	0	0	1	0	0	0	1-0	2	0	1	0	.273	.200
2021	Cleveland	.268	99	339	33	91	21	1	7	41	0	3	5	14-1	56	3	1	10	.305	.398
	Lake County	.308	4	13	1	4	0	0	1	1	0	0	0	0-0	1	0	0	1	.308	.538
2022	Tampa Bay	.300	120	403	46	121	24	0	6	58	0	4	9	19-1	72	3	5	5	.343	.404
	Durham	.500	1	4	0	2	1	0	0	0	0	0	0	1-0	1	0	0	0	.600	.750
	Minor League Totals	.304	615	2336	321	709	129	22	35	311	10	21	57	153-4	395	95	50	50	.350	.423
	Major League Totals	.281	341	1173	135	330	65	4	24	150	0	8	19	52-3	221	8	8	23	.320	.405

1: Signed by the Pittsburgh Pirates as a free agent, July 2, 2011...signed by Rene Mayo, Orlando Covo and Marc DelPiano. 2: Acquired by the Toronto Blue Jays along with LHP Francisco Liriano and C Reese McGuire from Pittsburgh in exchange for RH Drew Hutchison, August 1, 2016. 3: Signed by the Miami Marlins as a free agent, November 25, 2018. 4: Claimed by Cleveland off waivers from Miami, February 24, 2021. 5: Acquired by the Chicago Cubs from Cleveland in exchange for cash considerations, November 22, 2021. 6: Acquired by the Tampa Bay Rays from Chicago in exchange for INF Esteban Quiroz, March 25, 2022.

POSTSEASON BATTING

YEAR	SERIES	CLUB	AVG	G	AB	R	H	2B	3B	HR	RBI	SH	SF	HB	BB-I	SO	SB	CS	GDP	OBP	SLG
2022	ALWC	TB vs. CLE	.111	2	9	0	1	0	0	0	0	0	0	0	0-0	3	0	0	1	.111	.111
2023	ALWC	TB vs. TEX	.125	2	8	0	1	0	0	0	0	0	0	0	0-0	2	0	0	1	.125	.125
	Postseason Totals		.118	4	17	0	2	0	0	0	0	0	0	0	0-0	5	0	0	2	.118	.118

WORLD BASEBALL CLASSIC BATTING

YEAR	TEAM	AVG	G	AB	R	H	2B	3B	HR	RBI	SH	SF	HB	BB-I	SO	SB	CS	GDP	OBP	SLG
2023	Colombia	.133	4	15	1	2	0	0	0	0	0	0	0	1-0	2	0	0	0	.188	.133



CAREER FIELDING

YEAR	POSITION	PCT	G	PO	A	E	TC	DP
2019	Left Field	.991	61	116	0	1	117	0
	Right Field	1.000	55	77	0	0	77	0
	Center Field	1.000	27	59	0	0	59	0
2020	Right Field	1.000	2	3	0	0	3	0
	Left Field	1.000	1	1	0	0	1	0
2021	Left Field	1.000	49	82	0	0	82	0
	Right Field	.986	34	68	0	1	69	0
	Center Field	.971	20	33	0	1	34	0
	First Base	1.000	1	3	0	0	3	0
2022	First Base	.982	32	214	6	4	224	11
	Right Field	1.000	24	29	0	0	29	0
	Left Field	1.000	5	4	0	0	4	0
2023	First Base	1.000	6	22	1	0	23	2
	Left Field	1.000	7	10	1	0	11	1
	Right Field	1.000	7	5	0	0	5	0
Totals	Left Field	.995	123	213	1	1	215	1
	Right Field	.995	122	182	0	1	183	0
	Center Field	.989	47	92	0	1	93	0
	First Base	.984	39	239	7	4	250	13

LEFT-RIGHT BREAKDOWN

	2023					CAREER				
	AVG	AB	H	HR	RBI	AVG	AB	H	HR	RBI
vs. Left	.387	119	46	4	13	.323	470	152	10	54
vs. Right	.281	281	79	8	55	.275	1103	303	26	164



DAVIDA FRANKLIN / TAMPA BAY RAYS



57

RIGHT-HANDED PITCHER

DREW RASMUSSEN

Drew Thomas Rasmussen (RASS-muss-ehn)



BATS **RIGHT**

THROWS **RIGHT**

HEIGHT **6'1"**

WEIGHT **240**

OPENING DAY AGE **28**

MAJOR LEAGUE SERVICE **3 years, 111 days**

BORN **7/27/95 in Puyallup, WA**

RESIDES **Phoenix, AZ**

CONTRACT STATUS **Signed through 2024**

SIGNING SCOUT **Shawn Whalen (Brewers)**

ACQUIRED **From the Milwaukee Brewers along with RHP J.P. Feyereisen in exchange for SS Willy Adames and RHP Trevor Richards, 5/21/21**

SEASON-OPENING 60-DAY IL **Recovery from right elbow surgery**

X-RAY REPORT

- ◆ Drew and his wife, Stevie, welcomed their son, Rhett William, on Sept. 6, 2022...Drew lists being a dad among his favorite hobbies.
- ◆ Drew and Stevie are closely involved with Miracle League, volunteering with chapters in Oregon, Arizona and Florida, including the Tampa Bay-based Miracle by the Bay...Miracle League removes the barriers that keep children with mental and physical disabilities off the baseball field...the organization uses a "buddy" system, assigning an able-bodied volunteer to work with each athlete.
- ◆ Drew has been described as a heavy sweater and often changes jerseys during games in sweltering conditions...he will induce sweat to prepare for starts by working out in a hoodie and running outside at 90+ degrees.
- ◆ As a redshirt sophomore at Oregon State University in 2017, he went 3-0 with a 1.00 ERA (27.0IP, 3ER) in eight appearances (4GS) after returning in late-April from Tommy John surgery...the batterymate in each of his outings that season was a true freshman named Adley Rutschman.

2023 SEASON

- ◆ Made eight starts in his third season with the Rays before being placed on the 60-day IL on May 12 (right elbow flexor strain)...was shut down from throwing for eight weeks and hoped to return later in the season, but a follow-up MRI revealed that surgery was necessary...opted for an internal brace procedure rather than a third Tommy John surgery, performed by Dr. Keith Meister on July 24.

- ◆ Following his final start on May 11 at Yankee Stadium, his 2.62 ERA (44.2IP, 13ER) was tied for eighth in the AL.
- ◆ Utilized his cutter 35.9 pct. of the time...from Opening Day through May 11, it marked the highest usage rate on an AL pitcher's cut fastball (min. 500 pitches thrown)...opponents batted .204 (10-for-49) against his cutter with a 27.5 pct. whiff rate.
- ◆ Threw fastballs 77.6 pct. of the time (cutter, four-seam, sinker), the fifth-highest mark in MLB at the time of his injury (min. 500 pitches thrown).
- ◆ Made his third straight Opening Day roster and second since becoming a regular member of the Rays rotation.
- ◆ Of his 13 ER, 10 came in two of his starts: April 14 at TOR and April 25 vs. HOU...he recorded a 0.76 ERA (35.2IP, 3ER) in his other six starts.
- ◆ Opened the season on a 13.0 scoreless inning streak before a George Springer HR in the 1st inning on April 14 at TOR, tying rotation-mate Jeffrey Springs for the third-longest streak by a Rays starter to open a season in club history.
- ◆ From Sept. 24, 2022-April 9, 2023, recorded a career-best four straight quality starts, going 3-1 with a 1.03 ERA (26.1IP, 3ER)...entered that stretch with seven career quality starts.
- ◆ Logged 12.2 scoreless innings over his final two starts from May 6-11, both against the Yankees...it marked the fifth-longest scoreless inning streak to open the month of May by a Rays starter in club history...he posted a 6.16 ERA (19.0IP, 13ER) in his previous four starts from April 14-30.



- On April 25 vs. HOU, opened the game with 4.0 scoreless innings before yielding six hits over a stretch of seven batters faced in the 5th...the six hits and 5 ER allowed in the frame both marked the most in any inning of his career.
- On May 11 at NYY, retired 21 of his 23 batters faced in an 8-2 win in the Bronx, his final start of the season.

CAREER HIGHLIGHTS

- In his first full season in the majors in 2022, his 11 wins ranked second on the club behind Shane Bieber (12) and his 28 starts tied for second behind Corey Kluber (31)...yielded three or fewer runs in 24 of 28 starts and two runs or fewer 20 times...allowed five or fewer hits in 19 of 28 starts.
- Was on the 15-day IL from June 15–July 1 with a left hamstring strain...reinstated on July 2 as the 27th Man for a doubleheader at Rogers Centre.
- Went 6-4 with a 2.45 ERA (73.1IP, 20ER) in 13 starts after the All-Star break.
- Went 6-3 with a 2.24 ERA (76.1IP, 19ER) in 13 starts at Tropicana Field...yielded three or fewer runs in 14 consecutive home starts from Aug. 17, 2021–Aug. 25, 2022.
- Opponents hit .178 (19-for-107) with RISP, fifth lowest in the AL (min. 100 AB) and the lowest against a Rays pitcher since Blake Snell (.088) in 2018...opponents hit .145 (10-for-69) with RISP against him from June 4 through season's end.
- Added a cutter to his arsenal and used it for 32.9 pct. of his pitches, ninth-highest in MLB (min. 1,500 total pitches)...his cutter was rated at 10.8 Runs Above Avg., second in the majors (min. 100 IP) behind MIL Corbin Burnes (26.4).
- Named AL Pitcher of the Month for August, going 3-1 with a 1.57 ERA (34.1IP, 6ER) and 33 strikeouts in six starts...marked his first career monthly honor and became the first Rays pitcher to win the award since Rich Hill in May 2021...took a perfect game into the 9th inning on Aug. 14 vs. BAL, a no-hitter into the 6th on Aug. 20 vs. KC and recorded a then-career-high-tying nine strikeouts on Aug. 25 vs. LAA...became the first pitcher in club history to take a no-hit bid into the 6th inning in back-to-back starts.
- Made his second Opening Day roster and first as a regular member of the starting rotation after opening the 2021 season in the Brewers bullpen.
- Won five straight decisions from April 27–May 25, pitching to a 1.71 ERA (31.2IP, 6ER) in six starts over that stretch...went 5.0+ innings and allowed one run or fewer in five straight starts from April

27–May 18, tying Chris Archer from May 17–June 7, 2015 and Scott Kazmir from May 10–31, 2008 for the longest run in club history...it was matched by Shane Bieber from June 20–July 13.

- On April 27 vs. SEA, recorded a then-career-high nine strikeouts in six scoreless innings...struck out five consecutive batters from the second out of the 4th inning (J.P. Crawford) through the end of the 5th (Cal Raleigh)...became the fourth Washington-born pitcher in major league history to make a scoreless appearance of at least 6.0+ innings against the Mariners, first since CHC Jon Lester (6.0IP) on Sept. 3, 2019 at Wrigley Field...joined Lester (5x), Blake Snell (twice) and Dana Eveland (once).
- On Aug. 2 vs. TOR, lost at Tropicana Field for the first time in 18 career appearances (11GS) and lost at home for the first time in 32 career appearances (11GS) between the Brewers and Rays...his only run allowed in 6.0 innings was a two-out, RBI single by Bo Bichette in the 1st inning.
- Over two starts from Aug. 7-14 at DET, vs. BAL, yielded three baserunners in 11.1 innings and opponents went 1-for-36 against him...his baserunners reached on an E4, double and strikeout/wild pitch...the double ended a streak of 11 straight hitless innings, which tied Steve Geltz from June 6-24, 2015 for the longest streak in club history.
- On Aug. 14 vs. BAL, retired his first 24 batters faced and carried a perfect game into the 9th inning, broken up on a Jorge Mateo double...matched a combined effort by Ryne Stanek (2.0 IP) and Ryan Yarbrough (6.0IP) on July 14, 2019 at BAL for the longest perfect game bid in franchise history, both broken up on the first pitch of the 9th inning...passed Chris Archer (6.1IP) on July 29, 2015 vs. DET for the longest individual perfect game bid in franchise history...his bid for his first career shutout ended on a run-scoring wild pitch in the 9th, and his bid for a complete game ended when he was replaced after Brett Phillips reached on a strikeout/wild pitch on his 87th pitch.
- Went a career-high 8.1 innings, passing his previous high from June 4 vs. CWS (7.0IP)...became the seventh pitcher (8th time) in club history to go 8.0+ innings and allow one hit or fewer, first since Drew Smyly (8.0IP) on April 19, 2016 at BOS and first at home since Matt Garza's no-hitter on July 26, 2010 vs. DET...became the third Ray to go 8.0+ innings, allow one hit or fewer and no walks, following James Shields (9.0 IP) on May 9, 2008 vs. LAA and Ryan Rupe (9.0 IP) on May 23, 1999 vs. ANA.



CAREER HIGHS

LONGEST OUTING	WALKS	RUNS ALLOWED	WIN STREAK
8.1, 8/14/22 vs. BAL	4, 4/14/23 at TOR	7, 6/10/22 at MIN	5G, 4/27/22-5/25/22
STRIKEOUTS	HR ALLOWED	HITS ALLOWED	LOSS STREAK
10, 9/9/22 at NYY	2, 3x, last 6/10/22 at MIN	9, 3x, last 4/30/23 at CWS	3G, 9/14/22-9/24/22

- On Sept. 30 at HOU, was the winning pitcher as the Rays clinched a Wild Card berth.
- POSTSEASON:** Pitched in relief in Game 2 of the ALWC at CLE and retired all five batters faced.
- In **2021**, went 4-1 with a 2.84 ERA (76.0IP, 24ER) in 35 appearances (10 starts) between MIL and TB... all 10 starts came with the Rays, including eight after joining the rotation full-time on Aug. 12.
- Acquired with J.P. Feyereisen from the Brewers on May 21 in the Willy Adames trade.
- Pitched to a 1.93 ERA (42.0IP, 9ER) in 10 starts.
- After joining the starting rotation full-time on Aug. 12, went 3-0 with a 1.46 ERA (37.0IP, 6ER) in eight starts...min. 30.0 IP, his 1.46 ERA over that stretch led the majors...led the AL with a 0.76 WHIP and opponents hit .171 (22-for-129) against him after his move into the rotation.
- Went 1-1 with a 3.97 ERA (34.0IP, 15ER) in 25 relief appearances, including 1-0 with a 3.71 ERA (17.0IP, 7ER) in 10 relief appearances with the Rays.
- On May 9 at MIA, stranded the automatic runner for a scoreless 10th inning...finished a 2-1 win to record the first save of his career.
- Optioned to Triple-A Durham after the trade... went 2-0 and did not allow a run in eight appearances spanning 11.1 innings with the Bulls...held opponents to a .132 (5-for-38) avg. and struck out 23 of 42 batters faced.
- Recalled on June 18 and made his Rays debut the next night...optioned on June 21 but was recalled again on June 24 and remained on the active roster for the rest of the season.
- On June 30 at WSH, made his first career start (2.0IP, 2H, 2ER, BB, 2SO)...also recorded his first career hit, a 2nd-inning single off Jon Lester.
- POSTSEASON:** Did not factor in the decision in Game 3 of the ALDS at BOS, his first career postseason start (2.0IP, 6H, 3ER, SO)...allowed a leadoff homer to Kyle Schwarber.
- In **2020**, was selected from the alternate training site on Aug. 13 and remained with the Brewers through the end of the season.

- On Aug. 19 at MIN, pitched 2.0 scoreless relief innings in his major league debut...his first batter faced was a swinging strikeout of Miguel Sanó to start the 7th inning.
- On Sept. 18 vs. KC, pitched a scoreless 5th inning and recorded his first career win.
- Ranked by *Baseball America* as the No. 14 prospect in the Brewers system following the season...the publication also tabbed him as having the Best Fastball in the organization for a second consecutive year.
- POSTSEASON:** Pitched a scoreless 8th inning of a 4-2 loss in Game 1 of the NLWC at LAD...started and ended the inning with strikeouts of Will Smith and Edwin Rios.
- In **2019**, split his first professional season between three levels and went 1-3 with a 3.15 ERA (74.1IP, 26ER) in 27 appearances (23GS).
- His professional debut was at Miller Park in a start with Class-A Wisconsin on April 12.
- Ranked by *Baseball America* as the No. 9 prospect in the Brewers system following the season.
- Did not pitch after being drafted in **2018** while recovering from a second Tommy John surgery, performed by Dr. Keith Meister on Aug. 23, 2017.

AMATEUR CAREER

- Selected by the Brewers in the sixth round of the 2018 First-Year Player Draft out of Oregon State...went 14-5 with a 2.65 ERA (170.0IP, 50ER) in 33 career appearances (24GS) for the Beavers... pitched the only perfect game in school history as a freshman on March 21, 2015 vs. Washington State.
- Underwent Tommy John surgery as a sophomore, performed by Dr. Luis Vela in March 2016.
- Previously selected by the Diamondbacks in the 39th round of the 2014 First-Year Player Draft and the Rays in the first round (31st overall) of the 2017 First-Year Player Draft, but did not sign.
- Also lettered three years in football as a linebacker at Mount Spokane (Wash.) High School...inducted to the Mount Spokane Athletic Hall of Fame on Jan. 21, 2022.



CAREER PITCHING

YEAR	CLUB	W	L	ERA	G	GS	CG	SHO	SV	IP	H	R	ER	HR	HB	BB-I	SO	WP	BK
2019	Wisconsin	0	0	0.00	1	1	0	0	0	2.0	1	0	0	0	0	0-0	3	0	0
	Carolina Biloxi	0	0	1.59	4	4	0	0	0	11.1	7	2	2	0	0	2-0	16	0	0
2020	Milwaukee	1	0	5.87	12	0	0	0	0	15.1	17	10	10	3	0	9-0	21	0	0
2021	Milwaukee	0	1	4.24	15	0	0	0	1	17.0	13	11	8	2	0	12-2	25	2	0
	Durham	2	0	0.00	8	1	0	0	1	11.1	5	0	0	0	2	2-0	23	0	0
	Tampa Bay	4	0	2.44	20	10	0	0	0	59.0	44	16	16	3	0	13-0	48	2	0
2022	Tampa Bay	11	7	2.84	28	28	0	0	0	146.0	121	51	46	13	3	31-0	125	10	0
2023	Tampa Bay	4	2	2.62	8	8	0	0	0	44.2	36	13	13	2	1	11-0	47	2	0
Minor League Totals		3	3	2.73	35	24	0	0	1	85.2	62	28	26	4	4	33-0	119	3	0
Major League Totals		20	10	2.97	83	46	0	0	1	282.0	231	101	93	23	4	76-2	266	16	0

1: Selected by the Milwaukee Brewers in the sixth round of the 2018 First-Year Player Draft...signed by Shawn Whalen. 2: Acquired by the Tampa Bay Rays along with RHP J.P. Feyereisen from Milwaukee in exchange for SS Willy Adames and RHP Trevor Richards, May 21, 2021.

POSTSEASON PITCHING

YEAR	SERIES	CLUB	W	L	ERA	G	GS	CG	SHO	SV	IP	H	R	ER	HR	HB	BB-I	SO	WP	BK
2020	NLWC	MIL vs. LAD	0	0	0.00	1	0	0	0	0	1.0	1	0	0	0	0	0-0	2	0	0
2021	ALDS	TB vs. BOS	0	0	13.50	1	1	0	0	0	2.0	6	3	3	1	0	0-0	1	0	0
2022	ALWC	TB vs. CLE	0	0	0.00	1	0	0	0	0	1.2	0	0	0	0	0	0-0	2	0	0
Postseason Totals			0	0	5.79	3	1	0	0	0	4.2	7	3	3	1	0	0-0	5	0	0

CAREER FIELDING

YEAR	POSITION	PCT	G	PO	A	E	TC	DP
2020	Pitcher	1.000	12	1	2	0	3	0
2021	Pitcher	1.000	35	4	5	0	9	0
2022	Pitcher	.950	28	9	10	1	20	0
2023	Pitcher	1.000	8	3	4	0	7	0
Totals		.974	83	17	21	1	39	0

CAREER BATTING

YEAR	CLUB	AVG	AB	R	H	2B	3B	HR	RBI	SH	SF	HB	BB-I	SO	SB	CS	GDP	OBP	SLG
2021	Milwaukee	.000	1	0	0	0	0	0	0	0	0	0	0-0	1	0	0	0	.000	.000
	Tampa Bay	.333	3	0	1	0	0	0	0	0	0	0	0-0	0	0	0	0	.333	.333
Major League Totals		.250	4	0	1	0	0	0	0	0	0	0	0-0	1	0	0	0	.250	.250

LEFT-RIGHT BREAKDOWN

	2023				CAREER			
	AVG	AB	H	HR	AVG	AB	H	HR
vs. Left	.266	64	17	1	.227	422	96	6
vs. Right	.192	99	19	1	.215	628	135	17



39

RIGHT-HANDED PITCHER

MANUEL RODRÍGUEZ

Manuel De Jesus Rodríguez

BATS **RIGHT**THROWS **RIGHT**HEIGHT **5'11"**WEIGHT **205**OPENING DAY AGE **27**MAJOR LEAGUE SERVICE **1 year, 31 days**BORN **8/6/96** in **Yucatán, MEX**RESIDES **Yucatán, MEX**CONTRACT STATUS **Signed through 2024**SIGNING SCOUT **Sergio Hernandez & Louie Eljau (Cubs)**

ACQUIRED **From the Chicago Cubs along with RHP Adrian Sampson and international bonus slot money in exchange for RHP Josh Roberson, 8/1/23**

X-RAY REPORT

- By making his major league debut on July 30, 2021, Manuel became the first Yucatán-born pitcher in major league history...he spent three seasons in his hometown of Merida playing for Leones de Yucatán in the Mexican League before signing with the Cubs in 2016.
- Manuel's father, Manuel Sr., played in men's baseball leagues in Merida and inspired his son to pick up the sport...the younger Manuel would accompany his father to the park every Sunday and the two would often play catch...when his father was busy working as a taxi driver, Manuel's mother, Rocío Caamal, would throw with him...he began playing organized baseball at the age of 10.
- After signing Manuel in 2012, Leones de Yucatán wanted to send him to a baseball academy in Monterrey, over 1,200 miles from his family Merida...his father left the decision to Manuel's mother...when Manuel looked his mother in the eyes and told her he wanted to go, she said, "Yo no te traje al mundo paracortarte las alas," which translates to, "I didn't bring you into this world to clip your wings."
- He credits his father for teaching him how to throw a slider...it was the first pitch Manuel learned to throw.

2023 SEASON

- Made 15 relief appearances for Triple-A Durham after being acquired from the Cubs on Aug. 1...went 2-0 with a 3.06 ERA (17.2IP, 6ER) and one save for the Bulls...was on the 7-day injured list from Aug. 23-30.



- Prior to the trade, made 35 appearances with Triple-A Iowa, going 2-4 with a 4.42 ERA (38.2IP, 19ER) while recording 13 saves in 14 opportunities...the 13 saves led all Cubs farmhands and his 14 saves overall were tied for second most in the International League.
- Across 50 appearances, held right-handed batters to a .182/.298/.240 (22-for-121) line compared to .355/.410/.538 (33-for-93) against left-handed hitters.
- In 15 appearances from June 7-July 29, went 1-2 with a 2.16 ERA (16.2IP, 4ER), striking out 28 batters against two walks during that stretch.

CAREER HIGHLIGHTS

- In **2022**, made 14 relief appearances for the Cubs, going 2-0 with a 3.29 ERA (13.2IP, 5ER) and converting four saves in six opportunities.
- Allowed one run or fewer in all 14 of his outings, including a stretch from Sept. 12-Oct. 1 during which he allowed one run across 6.2 IP while holding opponents to a 2-for-20 (.100) clip.
- Began the season with Iowa and made two appearances before being placed on the 7-day IL on April 13...was recalled and placed on the 60-day IL with a right elbow strain on June 1.
- On Aug. 31 at TOR, recorded his first win of the season (2.0IP, SO)...the 2.0 innings matched a career high (4x, last: 9/23/22 at PIT).
- On Aug. 26 at MIL, earned a save in his season debut with the Cubs (1.0IP, 2H, 1R, 0ER, BB, SO).
- On Sept. 27-28 vs. PHI, recorded saves in consecutive outings for the first time in his career.



- In **2021**, made 20 appearances with the Cubs, going 3-3 with a 6.11 ERA (17.2IP, 12ER) and one save...placed on the 10-day IL with right shoulder inflammation on Sept. 17 and missed the remainder of the season.
- On July 30, was recalled from Iowa and made his major league debut vs. WSH (1.0IP, 2SO).
- Posted a 0.75 ERA (12.0IP, 1ER) across 11 appearances from Aug. 5–Sept. 5.
- On Aug. 4 at COL, registered his first career save (1.0IP, 1H, 1SO).
- On Aug. 18 at CIN, recorded his first career win (2.0IP, BB, 3SO).
- Made 20 appearances between Double-A Tennessee and Iowa, going 1-1 with a 1.31 ERA (20.2IP, 3ER) and five saves.
- Pitched for the NL in the SiriusXM All-Star Futures Game, throwing a scoreless inning.
- Did not pitch in **2020** due to a right bicep strain suffered on March 1 during spring training.
- In **2019**, went 1-3 with a 3.45 ERA (47.0IP, 18ER) and two saves in 35 appearances with Class-A Myrtle Beach...was on the injured list from June 14-27 due to a right shoulder impingement.
- In **2018**, went 3-5 with a 7.59 ERA (40.1IP, 34ER) and three saves in 32 appearances for Class-A South Bend...was on the injured list from May 30–July 3 with right biceps tendinitis.
- In **2017**, went 1-0 with a 3.94 ERA (29.2IP, 13ER) in 16 appearances between Short-A Eugene and South Bend.
- Named Northwest League Pitcher of the Week for the week of July 3-9...struck out nine batters across 6.0 hitless innings over two relief outings.
- Following the season, went 1-2 with a 2.37 ERA (19.0IP, 5ER) in 15 appearances for Los Mochis in the Mexican Winter League.
- In **2016**, went 1-0 with a 5.06 ERA (16.0IP, 9ER) in 19 appearances for Leones de Yucatán in the Mexican League...signed a minor league contract with the Cubs on July 21.
- In **2015**, was the Mexican League Rookie of the Year and named to the Mexican League midseason All-Star Team...went 4-0 with a 1.84 ERA (49.0IP, 10ER) in 50 appearances for Leones de Yucatán.
- In **2014**, allowed three runs across 2.2 innings in three appearances for Leones de Yucatán.

CAREER PITCHING

YEAR	CLUB	W	L	ERA	G	GS	CG	SHO	SV	IP	H	R	ER	HR	HB	BB-1	SO	WP	BK
2014	Leones de Yucatan (MEX)	0	1	10.13	3	0	0	0	0	2.2	2	3	3	1	0	4-0	2	0	0
2015	Leones de Yucatan (MEX)	4	0	1.84	50	0	0	0	0	49.0	38	10	10	0	4	20-0	45	5	0
2016	Leones de Yucatan (MEX)	1	0	5.06	19	0	0	0	0	16.0	13	9	9	1	1	13-0	15	5	0
2017	Eugene	1	0	3.52	12	0	0	0	0	23.0	20	11	9	1	1	6-1	33	5	0
	South Bend	0	0	5.40	4	0	0	0	2	6.2	8	5	4	2	0	5-0	5	2	0
2018	South Bend	3	5	7.59	32	0	0	0	3	40.1	52	41	34	2	6	36-2	64	6	0
2019	Myrtle Beach	1	3	3.45	35	0	0	0	2	47.0	43	23	18	1	1	17-0	65	3	1
2020										Injured-Did Not Pitch									
2021	Tennessee	1	1	2.03	13	0	0	0	4	13.1	8	5	3	1	3	10-0	19	0	0
	Iowa	0	0	0.00	7	0	0	0	1	7.1	6	0	0	0	0	2-0	8	0	0
	Chicago-NL	3	3	6.11	20	0	0	0	1	17.2	18	18	12	3	1	12-1	16	1	0
2022	Iowa	1	0	9.00	5	0	0	0	1	5.0	8	5	5	2	1	1-0	10	1	0
	ACL Cubs	0	0	0.00	2	0	0	0	0	3.0	3	0	0	0	0	2-0	5	0	0
	Chicago-NL	2	0	3.29	14	0	0	0	4	13.2	10	6	5	1	0	9-0	8	2	0
2023	Iowa	2	4	4.42	35	0	0	0	13	38.2	40	25	19	2	2	18-1	56	2	0
	Durham	2	0	3.06	15	0	0	0	1	17.2	15	6	6	0	2	8-0	24	0	0
	Minor League Totals	11	13	4.37	160	0	0	0	27	202.0	203	121	98	11	16	105-4	289	19	1
	Major League Totals	5	3	4.88	34	0	0	0	5	31.1	28	24	17	4	1	21-1	24	3	0
	Mexican League	5	1	2.93	72	0	0	0	5	67.2	53	22	22	2	5	37-0	62	10	0

1: Signed by the Chicago Cubs as a free agent, July 21, 2016...signed by Sergio Hernandez & Louie Eljau. 2: Acquired by the Tampa Bay Rays along with RHP Adrian Sampson and international bonus slot money from Chicago-NL in exchange for RHP Josh Roberson, August 1, 2023.



CAREER FIELDING

YEAR	POSITION	PCT	G	PO	A	E	TC	DP
2021	Pitcher	.800	20	1	3	1	5	0
2022	Pitcher	1.000	14	0	1	0	1	0
Totals		.833	34	1	4	1	6	0

LEFT-RIGHT BREAKDOWN

	2022				CAREER			
	AVG	AB	H	HR	AVG	AB	H	HR
vs. Left	.222	9	2	1	.304	46	14	4
vs. Right	.205	39	8	0	.194	72	14	0



DAVIDA FRANKLIN / TAMPA BAY RAYS



10

INFIELDER / OUTFIELDER

AMED ROSARIO

Germán Amed Valdez Nate Rosario (row-SAH-ree-oh)

BATS **RIGHT**THROWS **RIGHT**HEIGHT **6'2"**WEIGHT **210**OPENING DAY AGE **28**MAJOR LEAGUE SERVICE **6 years, 62 days**BORN **11/20/95** in **Santo Domingo, DR**RESIDES **Santo Domingo, DR**CONTRACT STATUS **Signed through 2024**SIGNING SCOUT **Gerardo Cabrera (Mets)**ACQUIRED **Signed as a free agent, 2/20/24**

X-RAY REPORT

- Amed remains active in his hometown of Santo Domingo...he donate cleats, equipment and clothing to local children and is part of a group of major league players to help clean up beaches near the city over the last several offseasons... he has also helped underprivileged families by taking them on holiday shopping sprees.
- Amed is on the board of Players for the Planet, a non-profit that works to connect professional athletes, sports teams and organizations with actionable opportunities to serve and protect our natural world and environment...the organization hopes to transform the professional sports industry into a leading example of ecologically conscious, environmentally responsible and sustainable practices...more than 200 current and former pro athletes have joined the organization to date.
- He is the proud owner of 10 dogs, most of which are French bulldogs.
- Amed's brother-in-law is Twins infielder Willi Castro...the two battled several times as AL Central rivals—Willi was a member of the Tigers during Amed's stint with the Guardians.

2023 SEASON

- Hit .263/.305/.378 (134-for-510) with 25 2B, 8 3B, 6 HR and 58 RBI over 142 games between the Guardians (94G) and Dodgers (48G)...acquired by Los Angeles in a mid-season trade on July 26 in exchange for RHP Noah Syndergaard and cash considerations.
- Prior to the trade, made 88 starts at shortstop with the Guardians...after joining the Dodgers, started at both middle infield spots (2B-19GS, SS-7GS) including his first career action at second

base...recorded -16 Defensive Runs Saved with Cleveland and 3 DRS with Los Angeles.

- Hit .321 (44-for-137) with runners in scoring position and .333 (18-for-54) with RISP/two outs.
- Batted .282 (51-for-181) with a .768 OPS against left-handed pitchers and .252 (83-for-329) with a .636 OPS vs. RHP.
- Posted a career-best 0.29 BB/SO ratio, surpassing his 2019 campaign (0.25)...his 5.3 pct. walk rate also marked a career high.
- Batted a combined .309 (68-for-188) over 47 games in June and July...entered that stretch with a .233 (47-for-202) average during the first two months of the season.
- From June 6 through his final game with Cleveland on July 25, his 55 hits ranked second in the AL behind teammate Josh Naylor (57H).
- On June 17 at AZ, matched a career high with five hits, all of which were singles...became the first Cleveland hitter to go 5-for-5 or better without an extra-base hit since Julio Franco on July 9, 1986 at CWS (also 5-for-5).
- On July 4 vs. ATL, went 3-for-5 with a season-high 4 RBI in a 6-5 Guardians win, marking his career-best fourth straight multi-RBI game...went 8-for-20 (.400) with 10 RBI during the run.
- On July 28 vs. CIN, went 2-for-4 in his Dodgers debut...doubled to the gap in left-center in the 4th inning and added an RBI-single in the 7th.
- After hitting .197 (14-for-71) in August, his first full calendar month with Los Angeles, posted a .306 (15-for-49) average over his final 21 games from Sept. 1 on...this includes a 9-for-19 (.474) clip vs. RHP in that span.
- On Sept. 17 vs. SEA, went 3-for-4 and finished a homer shy of the cycle in his first three-hit game as a Dodger.



- ◆ **POSTSEASON:** Was left off the Dodgers 26-man NLDS roster in favor of Kolten Wong.

CAREER HIGHLIGHTS

- ◆ Leads the majors with 39 triples since 2018...min. 350 AB, his .314 (132-for-421) average with RISP since 2021 is tied with TOR Bo Bichette for third best in the majors, trailing LAD Freddie Freeman (.373) and HOU Yordan Alvarez (.316).
- ◆ Since 2021, his 14 games with 4+ hits rank second in the majors behind LAD Freddie Freeman (15G)...also ranks among league leaders in 3+ hit games (3rd, 44G) during that span.
- ◆ In **2022**, set career highs in runs (86), hits (180) and triples (9)...became the first Cleveland hitter to lead the majors in triples since Kenny Loften in 1995...paced the AL in singles (134) and ranked third in hits.
- ◆ His 4.2 bWAR marked a career high and ranked fourth among AL shortstops behind BOS Xander Bogaerts (5.8), MIN Carlos Correa (5.4) and HOU Jeremy Peña (4.8).
- ◆ Appeared in 153 games, including 139 starts (SS-139GS, LF-6GS, DH-6GS)...started in left field on Opening Day.
- ◆ Enjoyed the best defensive season of his career, recording 6 Defensive Runs Saved at shortstop after posting -9 DRS at the position in 2021.
- ◆ Recorded five games with 4+ hits for the second straight season, becoming the first batter in Guardians history with multiple seasons of at least five 4+ hit games.
- ◆ Collected 142 hits from June 1 on, tied with CWS Jose Abreu for the most in the AL over that timeframe.
- ◆ From June 5-18, recorded a career-long 12-game hitting streak, going 20-for-50 (.400).
- ◆ Over 27 games in June, hit .360 (41-for-114) with 7 2B, 2 3B, 2 HR and 21 RBI...the 41 hits led the majors and were the most by a Cleveland batter in June since Carlos Baerga (43) in 1995.
- ◆ On Aug. 3 vs. AZ, launched a career-long 450-foot three-run homer to center field off Tommy Henry.
- ◆ On Sept. 17 vs. MIN, recorded four hits in both ends of a doubleheader at Progressive Field, joining Earl Averill (May 7, 1933 vs. NYY) and Nap Lajoie (Oct. 9, 1910 at STB) as the only Clevelanders to record multiple 4+ hit games on the same day.
- ◆ **POSTSEASON:** Making his postseason debut, reached base safely in all seven of the Guardians postseason games, going 7-for-29 (.241)...hit a

game-tying homer off NYY Nestor Cortes in Game 2 of the NLDS at Yankee Stadium.

- ◆ Became the fifth player in CLE history to reach safely in each of his first seven career postseason games, including the first since Carlos Santana from 2013-16 (7G)...only Kenny Lofton (12G, 1995) and Ryan Garko (9G, 2007) have posted longer streaks in club history.
- ◆ In **2021**, hit .282 (155-for-550) with 25 2B, 6 3B, 11 HR and 57 RBI over 141 games in his first season with Cleveland...was on the bereavement list from Sept. 15-19 and the COVID-19-related IL from Sept. 20-24.
- ◆ Appeared in 142 games and made 135 starts (SS-118GS, CF-14GS, DH-3GS)...saw his first career starts in the outfield.
- ◆ Led the majors with six games of 4+ hits, most by a Cleveland hitter since Joe Carter (6G) in 1986.
- ◆ Slashed .313/.356/.483 (55-for-176) vs. LHP...min. 150 AB, recorded the sixth-best average against southpaws in the AL.
- ◆ Paced the AL in both average and hits (42-for-113) in August...also ranked among league leaders in total bases (4th, 66) and OPS (5th, .981) during the month.
- ◆ On Aug. 31 at KC, became the first player since RBI became an official stat in 1920 with 5+ hits, 5+ RBI, an inside-the-park HR and an over-the-fence HR in the same game...marked the first 5+ hit, 5+ RBI, 2+ HR game by an AL hitter since LAA Mike Trout on Sept. 8, 2018 at CWS and the sixth such game in Cleveland history.
- ◆ In **2020**, hit .252 (36-for-143) over 46 games for the Mets...all 37 of his starts came at shortstop.
- ◆ On Aug. 28 vs. NYY, hit his first career walk-off homer, a pinch-hit, two-run shot off Aroldis Chapman in the 7th inning at Yankee Stadium...the Mets were considered the home team as part of efforts to make up a three-game series scheduled for Aug. 21-23 at Citi Field that was postponed due to positive COVID tests in the Mets clubhouse...it marked the first instance of a walk-off home run by a visiting player in the majors since Ed McKean did so for the St. Louis Perfectos at the Cleveland Spiders in 1899.
- ◆ His .366 (15-for-41) average in September ranked sixth in the NL (min. 40AB)...entered the month batting .206 (21-for-102).
- ◆ Traded to Cleveland on Jan. 7, 2021 along with INF Andrés Giménez, OF Isaiah Greene and RHP Josh Wolf in exchange for INF Francisco Lindor and RHP Carlos Carrasco.



- In **2019**, posted career highs in batting average (.287), on-base pct. (.323), slugging pct. (.432), OPS (.755), home runs (15), RBI (72), doubles (30), walks (31), total bases (266) and games (157)...ranked fourth in the NL with seven triples, fifth with 177 hits and 10th with 19 steals.
- His .379 (25-for-66) average in the 1st inning ranked third in the majors (min. 50AB) behind teammate J.D. Davis (.423) and MIL Ryan Braun (.400).
- On May 21 vs. WSH, notched his first career walk-off RBI and hit with an infield single off Kyle Barraclough.
- Slashed .242/.284/.404 (64-for-265) over his first 68 games through June 16...over his final 89 games from June 17 on, hit .322/.353/.453 (113-for-351).
- From June 17-Aug. 20, his .359 (74-for-206) batting average was sixth best in the majors.
- In **2018**, made his first career Opening Day roster and appeared in 154 games (152GS)...his eight triples were tied for seventh most in the majors.
- Stole a career-high 24 bases, tied for seventh most in the NL...his 18 stolen bases after the All-Star break ranked second in the NL behind WSH Trea Turner (21SB).
- Became the first Met with 20+ SB in his age 22 or younger season since José Reyes (60) in 2005.
- On May 20 vs. AZ, produced his first career multi-homer game with solo shots in the 6th and 7th innings...became the fourth No. 9 hitter in Mets history with a multi-homer game.
- On Aug. 13 at NYY, hit his first career leadoff homer off Luis Severino.
- In **2017**, split the season between Triple-A Las Vegas and the Mets, earning an Aug. 1 call-up... appeared in 48 major league games following his promotion.
- His four triples tied for fourth most among NL rookies.
- On Aug. 1 at COL, made his major league debut and recorded his first hit, an infield single in the 8th inning against Scott Oberg...logged his first RBI and triple the following day at Coors Field... was the sixth-youngest player in the majors at the time of his debut (21).
- At the time of his call-up, ranked among Pacific Coast League leaders in hits (2nd, 129), stolen bases (T3rd, 19) and average (5th, .328).
- Named Pacific Coast League Rookie of the Year and earned PCL mid-season and postseason All-Star nods.

CAREER HIGHS

HITS	RUNS
5, 3x, last 6/17/23 at AZ	4, 5x, last 4/23/23 vs. MIA
HITTING STREAK	WALKS
12G, 6/5/22-6/18/22	3, 6/29/18 at MIA
HOME RUNS	STRIKEOUTS
2, 2x, last 8/31/21 at KC	4, 3x, last 8/28/22 at SEA
RBI	STOLEN BASES
5, 8/31/21 at KC	2, 5x, last 9/19/22 vs. MIN

HOME RUN HIGHLIGHTS

MULTI-HR GAMES (2)

2 - 8/31/21 at KC; 5/20/18 vs. AZ

LEADOFF (3)

6/6/19 vs. SF (Shaun Anderson); 8/16/18 at PHI (Ranger Suarez); 8/13/18 at NYY (Luis Severino)

WALK-OFF (1)

8/28/20 (G2) vs. NYY (Aroldis Chapman)

GRAND SLAM (2)

9/23/19 vs. MIA (Caleb Smith); 5/10/19 vs. MIA (Pablo López)

INSIDE-THE-PARK (1)

8/31/21 at KC (Jakob Junis)

PINCH HIT (1)

8/28/20 (G2) vs. NYY (Aroldis Chapman)

- Tabbed as an MLB.com Organizational All-Star for a second consecutive season...also named a *Baseball America* Triple-A All-Star.
- Participated in his second straight SiriusXM Futures Game.
- In **2016**, began the season with Class-A St. Lucie before a June 23 promotion to Double-A Binghamton...hit .324/.374/.459 (155-for-479) with 24 2B, 13 3B, 5 HR and 71 RBI across 120 games between the two levels...ranked among Mets farmhands in triples (T4th).
- Selected as the Mets Sterling Minor League Organizational Co-Player of the Year along with Brandon Nimmo.
- Earned Florida State League mid-season All-Star honors.
- Played in the SiriusXM Futures Game for the first time...named a Mets Organizational All-Star by MLB.com following the season.
- Named the Mets No. 1 prospect by *Baseball America* following the season.
- In **2015**, spent the majority of the season with Class-A St. Lucie, hitting .257 (99-for-385) with 20 2B, 5 3B, and 25 RBI in 103 games...appeared in



two games with Double-A Binghamton on Sept. 6-7...was on the injured list from Aug. 9-July 19.

- Following the season, was named the No. 2 prospect in the Mets organization by *Baseball America*.
- In **2014**, appeared in 75 games between Class-A Brooklyn (68G) and Class-A Savannah (7G),

hitting a combined .274 (81-for-296)...named a New York Penn League mid-season All-Star.

- In **2013**, began his professional career with Rookie-level Kingsport, appearing in a team-leading 58 games despite being the youngest player on the roster (17).

CAREER BATTING

YEAR	CLUB	AVG	G	AB	R	H	2B	3B	HR	RBI	SH	SF	HB	BB-I	SO	SB	CS	GDP	OBP	SLG
2013	Kingsport	.241	58	212	22	51	8	4	3	23	0	2	1	11-0	43	2	6	7	.279	.358
2014	Brooklyn	.289	68	266	39	77	11	5	1	23	2	2	3	17-0	47	7	3	5	.337	.380
	Savannah	.133	7	30	2	4	0	1	1	4	0	0	0	1-0	11	0	0	0	.161	.300
2015	St. Lucie	.257	103	385	41	99	20	5	0	25	3	1	5	23-0	73	12	4	11	.307	.335
	Binghamton	.100	2	10	1	1	0	0	0	1	0	0	0	0-0	5	1	0	0	.100	.100
2016	St. Lucie	.309	66	265	27	82	10	8	3	40	0	3	1	21-1	36	13	6	7	.359	.442
	Binghamton	.341	54	214	38	73	14	5	2	31	0	3	1	19-2	51	6	2	8	.392	.481
2017	Las Vegas	.328	94	393	66	129	19	7	7	58	0	5	4	23-0	67	19	6	13	.367	.466
	New York-NL	.248	46	165	16	41	4	4	4	10	0	0	2	3-0	49	7	3	3	.271	.394
2018	New York-NL	.256	154	554	76	142	26	8	9	51	3	3	3	29-4	119	24	11	9	.295	.381
2019	New York-NL	.287	157	616	75	177	30	7	15	72	2	3	3	31-2	124	19	10	13	.323	.432
2020	New York-NL	.252	46	143	20	36	3	1	4	15	0	0	0	4-0	34	0	1	5	.272	.371
2021	Cleveland	.282	141	550	77	155	25	6	11	57	0	4	3	31-0	120	13	0	12	.321	.409
2022	Cleveland	.283	153	637	86	180	26	9	11	71	0	4	4	25-0	111	18	4	19	.312	.403
2023	Cleveland	.265	94	385	51	102	19	6	3	40	0	3	2	22-0	77	9	0	11	.306	.369
	Los Angeles-NL	.256	48	125	19	32	6	2	3	18	0	0	1	29-0	22	6	2	4	.301	.408
Minor League Totals		.291	452	1775	236	516	82	35	17	205	5	16	15	115-3	333	60	27	51	.336	.405
Major League Totals		.272	839	3175	420	865	139	43	60	334	5	17	18	152-6	656	96	31	76	.308	.400

1: Signed by the New York Mets as a free agent, July 2, 2012. 2: Acquired by Cleveland from the New York Mets along with INF Andrés Giménez, OF Isaiah Greene and RHP Josh Wolf in exchange for RHP Carlos Carrasco and INF Francisco Lindor, January 7, 2021. 3: Acquired by the Los Angeles Dodgers from Cleveland in exchange for RHP Noah Syndergaard and cash considerations, July 26, 2023. 4: Signed by the Tampa Bay Rays as a free agent, Feb. 21, 2024.

POSTSEASON BATTING

YEAR	SERIES	CLUB	AVG	G	AB	R	H	2B	3B	HR	RBI	SH	SF	HB	BB-I	SO	SB	CS	GDP	OBP	SLG
2022	ALWC	CLE vs. TB	.222	2	9	1	2	0	0	0	2	0	0	1	0-0	4	0	0	0	.300	.222
	ALDS	CLE vs. NYY	.250	5	20	2	5	0	0	1	2	0	0	1	1-0	6	1	0	1	.318	.400
Postseason Totals			.241	7	29	3	7	0	0	1	2	0	0	2	1-0	10	1	0	1	.313	.345



CAREER FIELDING

YEAR	POSITION	PCT	G	PO	A	E	TC	DP
2017	Shortstop	.965	45	59	107	6	172	22
2018	Shortstop	.969	146	160	332	16	508	58
2019	Shortstop	.969	152	161	370	17	548	72
	Left Field	1.000	1	1	0	0	1	0
2020	Shortstop	.981	44	33	72	2	107	11
2021	Shortstop	.976	121	112	292	10	414	59
	Center Field	1.000	18	26	0	0	26	0
2022	Shortstop	.977	140	152	358	12	522	62
	Left Field	.818	6	9	0	2	11	0
2023	Shortstop	.964	104	97	224	12	333	36
	Second Base	1.000	36	34	50	0	84	20
Totals	Shortstop	.971	752	774	1755	75	2604	320
	Second Base	1.000	36	34	50	0	84	20
	Center Field	1.000	18	26	0	0	26	0
	Left Field	.833	7	10	0	2	12	0

LEFT-RIGHT BREAKDOWN

	2023					CAREER				
	AVG	AB	H	HR	RBI	AVG	AB	H	HR	RBI
vs. Left	.282	181	51	3	22	.298	889	265	23	102
vs. Right	.252	329	83	3	36	.262	2286	600	37	232



DAVIDA FRANKLIN / TAMPA BAY RAYS



54

INFIELDER

AUSTIN SHENTON

Austin P. Shenton

BATS LEFT

THROWS RIGHT

HEIGHT 6'0"

WEIGHT 230

OPENING DAY AGE 26

MAJOR LEAGUE SERVICE None

BORN 1/22/98 in Spokane, WA

RESIDES Bellingham, WA

CONTRACT STATUS Signed through 2024

SIGNING SCOUT Dan Rovetto (Mariners)

ACQUIRED From the Seattle Mariners along with RHP JT Chargois in exchange for RHP Diego Castillo, 7/29/21



X-RAY REPORT

- ◆ Austin grew up a Mariners fan and spent two seasons in the Seattle organization after the club drafted him in 2019...he is no stranger to the state of Florida, however, spending the final two seasons of his collegiate career at Miami's Florida International University.
- ◆ While awaiting a verdict on the postponed 2020 season, he built a small gym in his garage using equipment purchased on Craigslist and constructed a backyard batting cage with his dad...he also picked up cycling and went on daily rides to help stay in shape.
- ◆ Austin and Buffalo Bills safety Taylor Rapp have been friends since childhood...in May 2020, the two completed a 10,000-calorie workout challenge, biking 125 miles, hiking/running seven miles and swimming 1.25 miles...the workout lasted 17 hours and was completed in Rapp's girlfriend's backyard pool.
- ◆ During an intrasquad game at the Mariners alternate site in Tacoma in 2020, Austin made headlines after belting a 453-foot homer off George Kirby over the 29-foot wall in center field at Cheney Stadium...previously, the only documented homers to clear the wall had been hit by Jose Canseco, Jay Buhner, Shin-Soo Choo and A.J. Zapp...the stadium opened in 1960.
- ◆ Austin is big supporter of the Max Higbee Center, which supports teens and adults with developmental disabilities by providing social, recreational and learning opportunities in Bellingham, Washington...his brother, Ian, is a long-time member of the Center...upon receiving his signing bonus, Austin used part of the money to kickstart a GoFundMe that supported the Center's renovation efforts.

2023 SEASON

- ◆ Split the season between Double-A Montgomery and Triple-A Durham, batting a combined .304/.423/.584 (144-for-473)...paced all Rays farmhands in RBI (99), doubles (45), walks (94), total bases (276) and runs scored (102) while ranking second in OPS (1.007) and hits (144).
- ◆ His 45 doubles were tied with BAL Coby Mayo for the most in the minors while his 74 extra-base hits ranked second behind Mayo (77XBH)...the 74 XBH were the second most by a Rays farmhand in club history, trailing only Steve Cox (78XBH) in 1999.
- ◆ Named the Rays Minor League Co-Hitter of the Month and Southern League Player of the Month for June, batting .385 with 7 2B, 9 HR and 27 RBI in 25 games.
- ◆ At the time of his July 14 promotion to Durham, he sat atop the Southern League leaderboards in average (.307), slugging pct. (.567), OPS (.982) and doubles (21).
- ◆ From July 14 through the end of the season, he led the International League in total bases (132), extra-base hits (38) and runs scored (57)...finished the season batting .323/.506/.554 (21-for-65) over 19 games in September.

CAREER HIGHLIGHTS

- ◆ In 2022, was placed on the 7-day IL with a hip injury on June 28 and missed the remainder of the season...ranked by *Baseball America* as the No. 29 prospect in the Rays system following the season.
- ◆ In 2021, was acquired by the Rays from the Mariners in a mid-season trade on July 29 involving RHP Diego Castillo...hit .295/.398/.549 (93-for-315) with 14 HR and 70 RBI in 80 games



between the two organizations...at the time of his July 16 promotion from Class-A Everett to Double-A Arkansas, led the High-A West with 55 runs, 24 2B, 38 XBH, 53 RBI, a .576 SLG and .994 OPS.

- Between the Rays and Mariners, made starts at third base (56), first base (16), designated hitter (5) and second base (3)...ranked by *Baseball America* as the No. 19 prospect in the Rays system following the season.
- In **2020**, was not part of the Mariners 60-man player pool and did not play following the cancellation of the minor league season...was rated as having the Best Strike-Zone Discipline in the Mariners organization by *Baseball America*.
- In **2019**, split his first full professional season between Everett (June 8-July 14) and Class-A West Virginia (July 15-end of season)...hit .298 (59-for-198) with 17 doubles, two triples, 7 HR, 36 RBI, 19 walks and 29 runs in 53 games...reached base safely in all 21 of his games with Everett, batting .367 (29-for-79) with 15 XBH, 16 RBI and 16 runs.

- Went 1-for-3 with a homer in his West Virginia debut on July 15...was on the 7-day IL from Aug. 21-Sept. 16 with a fractured cheekbone after being hit by a pitch...rated as the No. 16 prospect in the Northwest League by *Baseball America*.

AMATEUR CAREER

- Selected by the Mariners in the fifth round of the 2019 First-Year Player Draft out of Florida International University, where he played for two seasons (2018-19) after transferring from Bellevue (Wash.) Community College...was previously selected by Cleveland in the 34th round of the 2016 First-Year Player Draft out of Bellingham (Wash.) High School, but did not sign.
- Led the Wareham Gatemen to a Cape Cod League championship in 2018, earning playoff MVP honors after going 12-for-23 (.522) with 3 HR and 12 RBI over six appearances...named a CCBL All-Star and earned All-CCBL honors following the season.

CAREER BATTING

YEAR	CLUB	AVG	G	AB	R	H	2B	3B	HR	RBI	SH	SF	HB	BB-I	SO	SB	CS	GDP	OBP	SLG
2019	Everett	.367	21	79	16	29	10	1	2	16	0	1	4	8-0	15	0	0	1	.446	.595
	West Virginia	.252	32	119	13	30	7	1	5	20	0	1	3	11-1	29	0	0	1	.328	.454
2020																				
Did Not Play																				
2021	Everett	.295	57	224	55	66	24	3	11	53	0	1	7	41-0	62	1	0	4	.418	.576
	Arkansas	.326	10	43	6	14	5	0	1	8	0	0	1	4-0	10	0	0	0	.396	.512
	Montgomery	.271	13	48	5	13	3	0	2	9	0	1	0	2-0	15	0	0	1	.294	.458
2022	Montgomery	.236	52	195	28	46	9	1	8	29	0	2	3	28-0	70	0	0	7	.338	.415
2023	Montgomery	.307	73	254	45	78	21	0	15	49	0	3	3	46-2	79	0	0	2	.415	.567
	Durham	.301	61	219	57	66	24	0	14	50	0	1	3	48-0	75	0	0	5	.432	.603
Minor League Totals		.290	319	1181	225	342	103	6	58	234	0	10	24	188-3	355	1	0	21	.395	.534

1: Selected by the Seattle Mariners in the fifth round of the 2019 First-Year Player Draft...signed by Dan Rovetto. 2: Acquired by the Tampa Bay Rays along with RHP JT Chargois from Seattle in exchange for RHP Diego Castillo, July 29, 2021.



DAVIDA FRANKLIN / TAMPA BAY RAYS



22

OUTFIELDER

JOSE SIRI

Jose Alexander Siri (SEER-ee)



BATS **RIGHT**

THROWS **RIGHT**

HEIGHT **6'2"**

WEIGHT **210**

OPENING DAY AGE **28**

MAJOR LEAGUE SERVICE **2 years, 15 days**

BORN **7/22/95 in Sabana Grande de Boya, DR**

RESIDES **San Francisco de Macoris, DR**

CONTRACT STATUS **Signed through 2024**

SIGNING SCOUT **Richard Jimenez (Reds)**

ACQUIRED **From the Houston Astros in a three-team trade with the Baltimore Orioles in exchange for RHP Seth Johnson and RHP Jayden Murray, 8/1/22**

X-RAY REPORT

- ◆ Jose is nicknamed "El Rayo," which translates to Lightning...he earned the nickname while starring in the Dominican Winter League.
- ◆ He has a four-year-old son, Jose Siri Jr., who can often be seen at games and on his Instagram (@JoseSiri22)...he celebrated the birth of his second son, Aaron, this past December.
- ◆ Jose is good friends with Padres All-Star Fernando Tatis Jr...the two played together during the 2018-19 Dominican Winter League and Tatis was among the first to call and congratulate Jose when he was called up to the big leagues...his major league debut came at Petco Park with Tatis in the opposing lineup.
- ◆ Jose set a goal of becoming a better defender in 2024...when Gold Glove finalists were announced last November, he took a screenshot of a photo of the three American League center field finalists and texted it to Kevin Cash, saying he would be included in the group next season.

2023 SEASON

- ◆ Appeared in 101 games and made 92 starts, all in center field...had two stints on the 10-day IL: April 8-25 (right hamstring strain) and Sept. 12-end of season (right hand fracture).
- ◆ Set career highs in hits (75), home runs (25), RBI (56) and runs (58)...matched career highs in doubles (13), triples (2) and walks (20).
- ◆ Ranked among MLB leaders in the following percentiles: sprint speed (98th, 29.8 mph), outs above average (96th, 10 OAA), average arm strength (94th, 92.7 mph) and barrel rate (87th, 13.2%)...the 29.8 mph average sprint speed ranked fifth in the AL.

- ◆ Saw a 7.0 pct. increase in his barrel rate from the previous season (2023 - 13.2%; 2022 - 6.2%).
- ◆ Joined MIN Byron Buxton, MIN Michael A. Taylor and LAA Mike Trout as the only players in the majors in the 85th percentile or better in both barrel rate (87th) and average sprint speed (98th).
- ◆ Homered on 11.8 pct. of his balls put in play, the third-highest mark in the AL behind NYY Aaron Judge (15.4%) and LAA Shohei Ohtani (12.3%) (min. 150 batted balls).
- ◆ Joined Isaac Paredes (3G) and Luke Raley (2G) as the only Rays with 2+ multi-homer games (July 15-G1 at KC & Aug. 9 vs. STL).
- ◆ His 40.7 pct. whiff rate ranked second in the majors (min. 300PA) behind MIN Joey Gallo (44.3%)...his 35.7 pct. strikeout rate was the highest mark in Rays history under the same parameter.
- ◆ In Rays wins (64G), hit .263 (57-for-217) with 11 2B, 2 3B, 17 HR and 44 RBI...in losses (37G), hit .149 (18-for-121) with 2 2B, 8 HR and 12 RBI.
- ◆ Made his second straight Opening Day roster and first with the Rays.
- ◆ Hit 11 HR in his first 35 games of the season...entered the year with 11 HR in 125 career games.
- ◆ On March 30 vs. DET, made his first career Opening Day start and scored the Rays first run of the season, a 393-foot solo homer in the 3rd inning.
- ◆ Hit safely in a career-best six straight games to open the season from March 30-April 7, batting .318 (7-for-22) with 2 2B, 2 HR and 8 RBI.
- ◆ Recorded an RBI in a career-best five straight games to open the season from March 30-April 5...became the first Ray with 5+ RBI within the



club's first three games of a season since Carlos Peña in 2012 (also 5RBI).

- ◆ His 18 HR from May–July were tied for third most in the AL, trailing LAA Shohei Ohtani (32HR) and CWS Luis Robert Jr. (24HR).
- ◆ On May 12 vs. NYY, hit a solo homer off NYY Gerrit Cole in the 5th inning, ending Cole's 51.0 homerless inning streak to open the season... accomplished the feat again five days later at Tropicana Field, becoming the only player in the majors to hit multiple homers against the eventual AL Cy Young winner.
- ◆ On June 6 vs. MIN, his 457-foot home run marked the farthest homer by a Ray in 2023.
- ◆ On June 23 vs. KC, set season highs with three hits and 4 RBI (3-for-4, HR, 4 RBI, 2R).
- ◆ Struck out in 24 straight games from July 15–Aug. 15, marking the longest streak in franchise history, surpassing Evan Longoria (23G, July 6–Aug. 3, 2013)...marked the second-longest streak in the majors in 2023 behind SF Thairo Estrada (26G).
- ◆ On July 22 vs. BAL, went 2-for-4 with one double on his 28th birthday...was one of four Rays to record a hit on their birthday in 2023, joining Yandy Díaz (Aug. 8), Christian Bethancourt (Sept. 2) and Harold Ramírez (Sept. 6).
- ◆ **POSTSEASON:** Started Game 1 of the ALWC vs. Texas in center field...went 0-for-3 and committed a throwing error in the 6th inning.
- ◆ Following the season, played for Gigantes del Cibao in the Dominican Winter League for a seventh straight year...hit .231 (9-for-39) with 2 HR and 6 RBI in 13 games.

CAREER HIGHLIGHTS

- ◆ In **2022**, was voted the club's Outstanding Rookie by the Tampa Bay Chapter of the BBWAA.
- ◆ Appeared in 56 games and made 49 starts, all in center field, for the Rays after being acquired on Aug. 1 in a three-team trade from the Astros.
- ◆ Before the trade, appeared in 48 games (39 starts) spanning two stints with the Astros: Opening Day–June 23 and July 10–20...was playing with Triple-A Sugar Land at the time of the trade.
- ◆ According to Statcast, his 15 Outs Above Avg. led the AL and ranked third in the majors behind AZ Daulton Varsho (17) and SD Trent Grisham (16)...his sprint speed of 30.4 feet per second tied for second behind AZ Corbin Carroll (30.7)...was

successful on 87.5 pct. (14 of 16) of steal attempts, including 88.9 pct. (8 of 9) with the Rays.

- ◆ On Aug. 26 at BOS, hit a three-run homer off Ryan Brasier in the 8th inning for his first homer with the Rays...the 3 RBI were his most since making his first career start on Sept. 13, 2021 at TEX (5RBI).
- ◆ Hit .315 (23-for-73) in 21 games for the Gigantes del Cibao.
- ◆ **POSTSEASON:** Started both games of the AL Wild Card Series at Cleveland in center field... in Game 1, hit a solo shot off Shane Bieber in the 6th inning for his first career postseason homer...

“ To have the speed and power that he has, those two in general just aren't a typical combination. Usually, power guys are a little bit slower. But he's just got elite both, honestly. You watch him in BP and it's like, 'Holy crap!,' he just unloads on balls. It's really impressive.

FORMER RAYS OUTFIELDER LUKE RALEY
| Tampa Bay Times |

the homer accounted for the Rays only run in 24 innings in the Wild Card Series.

- ◆ In **2021**, made his major league debut as a September call up for the Astros...appeared in 21 games and made 11 starts (5-CF, 4-RF, 2-LF).
- ◆ On Sept. 3 at SD, made his major league debut and scored after pinch-running in the 9th inning...entered off the bench in his first five career games: twice as a pinch-runner, twice as a defensive replacement and once as a pinch-hitter.
- ◆ On Sept. 11 vs. LAA, replaced an injured Michael Brantley in the 4th inning and singled off José Suarez in the bottom half for his first career hit.
- ◆ On Sept. 13 at TEX, went 4-for-5 and became the first player in major league history with 2 HR and 5 RBI in his first career start.
- ◆ Prior to his Sept. 3 promotion, spent the season with Sugar Land and hit .318/.369/.553 (115-for-362) with 16 HR, 72 RBI and 24 SB in 94 games.



- Named to the Astros Organizational All-Star Team by MLB.com.
- **POSTSEASON:** Hit .143 (2-for-14) with 3 RBI in seven games (4 starts)...started Games 3 and 5 of the ALCS against the Red Sox and Games 2 and 6 of the World Series against the Braves.
- Was on the ALDS roster but did not play.
- Hit an RBI-single in the 2nd inning off Max Fried in his first World Series at-bat.
- In **2020**, was part of the Giants 60-man player pool and spent the summer at the alternate training site in Sacramento.
- Was on the Reds 40-man roster until being designated for assignment on Jan. 28...claimed off waivers by the Mariners on Feb. 3 and by the Giants on March 10...designated by the Giants on July 23 and outrighted on July 30.
- On Dec. 23, was signed to a minor league contract by the Astros.
- In **2019**, hit .237 (111-for-468) with 11 HR, 53 RBI and 26 SB in 131 games between Double-A Chattanooga and Triple-A Louisville...tied for second among Reds minor leaguers in SB.
- Ranked by *Baseball America* as having the Best Outfield Arm in the Reds organization following the season.
- In **2018**, earned a June 21 promotion from Class-A Daytona to Double-A Pensacola...hit .239 (89-for-372) with 17 2B, 11 3B, 13 HR, 43 RBI and 23 SB in 96 games between the two levels.
- Began the season on the injured list with a left thumb sprain after crashing into a wall during a Spring Training game.
- Led Reds minor leaguers in triples...tied for fourth in steals and tied for sixth with 41 XBH.
- Ranked by *Baseball America* as the No. 9 prospect in the Reds system following the season...the publication also tabbed him as the Best Defensive Outfielder and Fastest Baserunner in the organization.
- In **2017**, named Minor League Hitter of the Year by the Reds Baseball Operations department...spent the entire season with Class-A Dayton.
- Led Reds minor leaguers with 92 runs, 11 3B, 24 HR, 59 XBH, 264 total bases and 46 SB...tied Nick Senzel for first in the organization with 146 hits and ranked third with 76 RBI.
- Named to the Midwest League Postseason All-Star Team...led the MWL with a .530 SLG, ahead of Fernando Tatis Jr. (.520)...ranked first in runs, hits, extra-base hits, stolen bases and triples (tied)...his .871 OPS ranked second behind Tatis

CAREER HIGHS

HITS	RUNS
4, 9/13/21 at TEX	3, 3x, last 8/30/22 at MIA
HITTING STREAK	WALKS
66, 3/30/23-4/7/23	2, 4/10/22 at LAA
HOME RUNS	STRIKEOUTS
2, 3x, last 8/9/23 vs. STL	4, 7/29/23 at HOU
RBI	STOLEN BASES
5, 9/13/21 at TEX	2, 8/13/22 vs. BAL

HOME RUN HIGHLIGHTS

MULTI-HR GAMES (3)
2 - 8/9/23 vs. STL; 7/15/23 at KC (G1); 9/13/21 at TEX
LEADOFF (1)
9/20/21 at LAA (Jaime Barria)

Jr. (.910) and he ranked among league leaders in homers (2nd), RBI(4th) and avg. (5th).

- Became the third in MWL history with 20 HR and 40 SB in a season...joined Tom Romano of the Madison Muskies in 1982 and Chuckie Canady of the Burlington Rangers in 1982.
- From June 22-Aug. 3, his 39-game hitting streak set a MWL single-season record...hit .341/.363/.671 (59-for-173) with 12 2B, 3 3B, 13 HR and 32 RBI over that stretch...named MWL Player of the Month for July.
- Named to the Reds Organizational All-Star Team by MLB.com.
- Ranked by *Baseball America* as the No. 7 prospect in the Reds system following the season...the publication also tabbed him as the Best Power Hitter, Best Athlete and Best Outfield Arm in the organization.
- In **2016**, hit .275 (89-for-324) with 10 HR and 38 RBI in 86 games for Dayton and Rookie-level Billings...played for Dayton from April 7-May 12 and joined Billings for their June 17 opener.
- Named to the Pioneer League midseason All-Star Team...tied for the league lead with 8 3B and paced the league with 13 outfield assists.
- Hit for the cycle on July 4 vs. Helena and had a 3-HR game on Aug. 7 vs. Ogden.
- In **2015**, tied for the Arizona League lead with 9 3B, tied for sixth with 34 runs and tied for ninth with 19 XBH...promoted to Billings on Sept. 3.
- In **2014**, spent the season with the AZL Reds.
- In **2013**, made his professional debut with the DSL Reds and led Reds minor leaguers with 9 3B.



CAREER BATTING

YEAR	CLUB	AVG	G	AB	R	H	2B	3B	HR	RBI	SH	SF	HB	BB-I	SO	SB	CS	GDP	OBP	SLG
2013	DSL Reds	.303	63	238	40	72	10	9	5	30	3	1	5	18-0	57	17	10	2	.363	.483
2014	AZL Reds	.248	46	157	31	39	6	4	2	11	1	0	2	12-0	35	12	2	1	.310	.376
2015	AZL Reds	.246	43	171	34	42	7	9	3	19	1	0	0	3-0	64	9	2	2	.259	.444
	Billings	.200	3	5	1	1	0	0	0	0	0	0	0	1-0	1	2	0	1	.333	.200
2016	Dayton	.145	27	83	5	12	3	0	0	3	1	1	0	2-0	34	3	2	2	.163	.181
	Billings	.320	59	241	52	77	12	8	10	35	2	1	3	8-0	66	17	4	4	.348	.560
2017	Dayton	.293	126	498	92	146	24	11	24	76	9	6	6	33-2	130	46	12	5	.341	.530
2018	Daytona	.261	30	119	15	31	9	2	1	9	1	2	0	4-0	32	9	1	2	.280	.395
	Pensacola	.229	66	253	42	58	8	9	12	34	0	3	3	24-0	91	14	5	4	.300	.474
2019	Chattanooga	.251	101	366	46	92	15	1	11	50	2	3	1	33-0	126	21	6	4	.313	.388
	Louisville	.186	30	102	10	19	4	1	0	3	1	0	0	9-1	39	5	2	1	.252	.245
2020																				
2021	Sugar Land	.318	94	362	70	115	29	4	16	72	1	3	5	26-0	122	24	3	4	.369	.552
	Houston	.304	21	46	10	14	0	1	4	9	0	0	2	1-0	17	3	1	0	.347	.609
2022	Houston	.178	48	135	18	24	4	2	3	10	0	1	2	9-0	48	6	1	2	.238	.304
	Sugar Land	.296	16	71	17	21	3	2	9	22	0	1	0	6-0	20	2	0	2	.346	.775
	Tampa Bay	.241	56	166	35	40	9	0	4	14	0	0	1	11-0	60	8	1	1	.292	.367
2023	Durham	.125	2	8	0	1	1	0	0	1	0	0	0	0-0	5	0	0	0	.125	.250
	Tampa Bay	.222	101	338	58	75	13	2	25	56	1	3	2	20-0	130	12	3	5	.267	.494
Minor League Totals		.272	706	2674	455	726	131	60	93	365	22	21	25	179-3	822	181	49	34	.321	.470
Major League Totals		.223	226	685	121	153	26	5	36	89	1	4	7	41-0	255	29	6	8	.273	.434

1: Signed by the Cincinnati Reds as a free agent, September 21, 2012. 2: Claimed by the Seattle Mariners off waivers from Cincinnati, February 3, 2020. 3: Claimed by the San Francisco Giants off waivers from Seattle, March 10, 2020. 4: Signed by the Houston Astros as a free agent, December 22, 2020. 5: Acquired by the Tampa Bay Rays from Houston as part of a three-team trade, August 1, 2022. Tampa Bay sent RHP Seth Johnson to the Baltimore Orioles and RHP Jayden Murray to Houston.

POSTSEASON BATTING

YEAR	SERIES	CLUB	AVG	G	AB	R	H	2B	3B	HR	RBI	SH	SF	HB	BB-I	SO	SB	CS	GDP	OBP	SLG
2021	ALCS	HOU vs. BOS	.125	3	8	0	1	0	0	0	2	0	0	0	0-0	1	0	0	0	.125	.125
	WS	HOU vs. ATL	.167	4	6	1	1	0	0	0	1	0	0	0	0-0	3	1	0	0	.167	.167
2022	ALWC	TB vs. CLE	.111	2	9	1	1	0	0	1	1	0	0	0	0-0	5	0	0	0	.111	.444
2023	ALWC	TB vs. TEX	.000	1	3	0	0	0	0	0	0	0	0	0	0-0	0	0	0	0	.000	.000
Postseason Totals			.115	10	26	2	3	0	0	1	4	0	0	0	0-0	9	1	0	0	.115	.231

CAREER FIELDING

YEAR	POSITION	PCT	G	PO	A	E	TC	DP	
2021	Right Field	1.000	9	4	0	0	4	0	
	Center Field	1.000	5	5	2	0	7	0	
	Left Field	1.000	4	3	0	0	3	0	
2022	Center Field	.996	95	234	1	1	236	0	
	Right Field	.875	3	7	0	1	8	0	
	Left Field	1.000	2	1	0	0	1	0	
2023	Center Field	.991	100	210	2	2	214	1	
Totals		Center Field	.993	200	449	5	3	457	1
	Right Field	.917	12	11	0	1	12	0	
	Left Field	1.000	6	4	0	0	4	0	

LEFT-RIGHT BREAKDOWN

	2023					CAREER				
	AVG	AB	H	HR	RBI	AVG	AB	H	HR	RBI
vs. Left	.198	86	17	5	14	.191	178	34	7	25
vs. Right	.230	252	58	20	42	.235	507	119	29	64



59**LEFT-HANDED PITCHER**

JEFFREY SPRINGS

Jeffrey Scott Springs**BATS LEFT****THROWS LEFT****HEIGHT 6'3"****WEIGHT 215**OPENING DAY AGE **31**MAJOR LEAGUE SERVICE **5 years, 55 days**BORN **9/20/92 in Belmont, NC**RESIDES **Belmont, NC**CONTRACT STATUS **Signed a four-year contract through 2026 plus one club option, 1/25/23**SIGNING SCOUT **Jay Heafner (Rangers)**ACQUIRED **From the Boston Red Sox along with RHP Chris Mazza and cash considerations in exchange for C Ronaldo Hernández and INF Nick Sogard, 2/17/21****SEASON-OPENING 60-DAY IL Recovery from Tommy John surgery**

X-RAY REPORT

- He and his wife, Bailey, got married in 2018... their son, Stetson, was born on Jan. 27, 2022.
- Jeffrey signed for the minimum \$1,000 after the Rangers selected the senior pitcher in the 30th round of the 2015 First-Year Player Draft...he worked multiple part-time jobs during the minor league offseasons, including pitching lessons, landscaping and at the YMCA, where he used his employment for a free gym membership.
- Jeffrey's major league debut came on July 31, 2018 and he assumed he had been traded when he received a 2 p.m. call from the Rangers director of minor league operations...instead, he was informed of his call up and made it to the airport in time to debut that night.He grew up a Red Sox fan and enjoyed watching Pedro Martínez and Jason Varitek...his mother sent him a picture of a Red Sox keychain and gym bag she found in his room after he was traded from Texas to Boston in January 2020.

2023 SEASON

- Limited to only three starts after suffering a left elbow flexor strain on April 13 vs. BOS...it was originally thought to be a nerve issue, but further imaging revealed a "significant tear" in his ulnar collateral ligament...underwent Tommy John surgery on April 24 performed by Dr. Keith Meister.
- Signed a four-year, \$31 million contract with the Rays on Jan. 25 following a breakout 2022 season.

- The Rays went 3-0 in his starts, outscoring opponents, 25-4 (+21).
- His 0.56 ERA (16.OIP, 1ER) was third lowest through a Rays pitcher's first three starts of a season (min. 10.OIP), trailing Tyler Glasnow in 2021 (0.46) and 2019 (0.53)...allowed only eight baserunners, tied for third fewest through any MLB pitcher's first three starts of a season since at least 1901 (min. 40BF) behind NYM Jacob DeGrom (7, 2022) and MIL Corbin Burnes (7, 2021).
- Made his fifth consecutive Opening Day roster and third with the Rays.
- On April 2 vs. DET, spun 6.0 hitless frames with a career-high 12 SO in his season debut...joined José Berríos as the only pitchers in the modern era (since 1900) to strike out 12+ batters over 6.0 or fewer hitless innings...joined Nathan Eovaldi (6.OIP - May 30, 2018 at OAK) and Matt Garza (9.OIP - July 26, 2010 vs. DET) as the only Rays pitchers to finish a game with 6.0+ hitless innings.
- On April 8 vs. OAK, logged a career-high 7.0 innings on only 89 pitches...entering the outing, he had never pitched into the 7th inning in any of his previous 28 career starts.
- Opened the season with a 13.0 scoreless inning streak before Rob Refsnyder's 1st-inning HR on April 13 vs. BOS...tied rotation-mate Drew Rasmussen for the third-longest streak by a Rays starting pitcher to open a season, trailing Mark Hendrickson (14.OIP, 2006) and Matt Moore (13.IIP, 2013)...it was also tied for ninth longest by any Rays pitcher to begin a season.



CAREER HIGHLIGHTS

- ◆ In 2022, transitioned to the starting rotation in his second season with the Rays and enjoyed a breakout campaign...his last 24 appearances came as a starter.
- ◆ Min. 100 IP, ranked sixth in the AL with a 2.46 ERA behind HOU Justin Verlander (1.75), CWS Dylan Cease (2.20), TOR Alek Manoah (2.24), LAA Shohei Ohtani (2.33) and NYY Nestor

“
He’s brought a considerable amount of persistence to his career. He just dominated [as a starter in 2022]. The success just continued to kind of snowball, and his confidence and everything else just came with it. It was a lot of fun to watch.

PITCHING COACH KYLE SNYDER
| Tampa Bay Times |

Cortes (2.44)...was second in club history behind Blake Snell (1.89) in 2018.

- ◆ Allowed three runs or fewer in 22 of 25 starts and two runs or fewer 17 times.
- ◆ Went 6-3 with a 2.40 ERA (71.1IP, 19ER) in 14 starts after the All-Star break...yielded two runs or fewer in 10 of 14 starts and one run or fewer seven times...went 6-2 with a 2.18 ERA (62.0IP, 15ER) in 12 starts from Aug. 4 through season’s end.
- ◆ Went 4-2 with a 2.23 ERA (60.2IP, 15ER) in 16 appearances (11GS) at Tropicana Field...min. 10 starts, ranked fifth in the AL in home ERA.
- ◆ Opponents hit .192 (20-for-104) against him with RISP, ninth lowest in the AL (min. 100 AB).
- ◆ According to FanGraphs, induced a swing on 38.9 pct. of pitches outside of the strike zone, third in the majors (min. 100.0 IP) behind TOR Kevin Gausman (42.7 pct.) and LAD Tyler Anderson (39.1 pct.) and the highest in franchise history.
- ◆ Used his changeup for 34.7 pct. of his pitches, second in the majors (min. 1,500 pitches) behind MIA Pablo López (35.3 pct.)...opponents hit .229 (53-for-231) with a .320 SLG in at-bats ending with the changeup.

- ◆ Induced a swing-and-miss on 38.1 pct. of swings against the changeup and 92.9 pct. (65 of 70) of his strikeouts with it came on whiffs...the 70 strikeouts with the changeup ranked fourth in the majors.
- ◆ His 1.44 ERA (31.1IP, 5ER) in September was the third lowest in club history (min. 25.0 IP) behind Jake Odorizzi (1.03) in 2017 and Blake Snell (1.26) in 2018...went 3-0 in six starts and limited opponents to a .192 avg. (23-for-120) with 8 XBH.
- ◆ Missed time while on the COVID-19 Related IL (close contact) on April 24, Family Medical Emergency List from June 30-July 4 and 15-day IL (right lower leg tightness) from July 10-23.
- ◆ Eight of his first nine appearances through May 3 came out of the bullpen, starting a bullpen day on April 28 vs. SEA (2.2 IP) over that stretch...threw 3.1 relief innings on May 3 at OAK before officially joining the starting rotation on May 9 at LAA.
- ◆ Became a regular member of a starting rotation for the first time since 2017, when he spent the entire season with Class-A Down East and his first 17 appearances came as a starter, going 1-8 with a 4.60 ERA (90.0IP, 46ER) in that role...transitioned to the Down East bullpen on July 26 that season.
- ◆ Made his fourth straight Opening Day roster.
- ◆ On Opening Day vs. BAL, struck out the side in a perfect 7th inning...marked his first appearance in the majors since July 31, 2021 vs. BOS.
- ◆ On July 5 at BOS, returned from the Family Medical Emergency List and faced the Red Sox, for whom he pitched for in 2020, as a starter for the first time...went 4.0 innings and all three runs allowed were on homers, yielding a 2-run shot to Xander Bogaerts and solo homer to Trevor Story.
- ◆ On July 24 at KC, returned from the injured list (right lower leg tightness) and allowed a career-high eight hits in his first start since July 5 at BOS...the Rays lost in one of his starts for the first time since May 27, ending a six-game winning streak.
- ◆ On Sept. 13 at TOR (G1), pitched 6.0 scoreless innings and extended his scoreless streak to 16.2 IP...became the fifth traditional starter in club history to make three straight scoreless starts in a single season (without a relief appearance in between), joining Rich Hill in 2021, Tyler Glasnow in 2019, Jake Odorizzi in 2016 and Alex Cobb in 2014.
- ◆ On Sept. 18 vs. TEX, allowed a solo homer in the 2nd inning and snapped a career-long scoreless streak at 17.2 innings...defeated the Rangers,



who selected him in the 30th round of the 2015 First-Year Player Draft, for the first time in his career.

- ◆ **POSTSEASON:** Was on the roster for the ALWC at Cleveland but did not pitch...would have started had the Rays forced Game 3.
- ◆ On Jan. 25, 2023, signed a four-year, \$31 million contract through the 2026 season, including a club option for 2027...the pact is worth up to \$65.75 million if the club option is exercised, innings pitched incentives are reached and Cy Young Award bonuses are triggered.
- ◆ In **2021**, led the team with 43 appearances until suffering a season-ending knee injury on July 31 vs. BOS.
- ◆ Attempts to rehab the injury resulted in continued discomfort...underwent surgery on Aug. 16 to reconstruct a torn ACL in his right knee, performed by Dr. Koco Eaton in St. Petersburg.
- ◆ On April 18 at NYY, recorded his first career save with a perfect 9th inning...became the fourth Ray to record his first career save at Yankee Stadium, joining Adam Kolarek in 2018, Jake Odorizzi in 2013 and Jeff Sparks in 1999.
- ◆ In **2020**, acquired by the Red Sox prior to spring training and made 16 appearances over two stints in the majors...was on the active roster from Opening Day–Aug. 10 and Aug. 22–Sept. 25.
- ◆ In **2019**, made 25 appearances over three stints with the Rangers, including his first career Opening Day roster...his four wins ranked second among Rangers relievers...was on the injured list for more than two months for left shoulder inflammation.
- ◆ Totaled eight appearances (2GS) in the minors between his option to Triple-A Nashville and rehab...went 3-0 with a 3.00 ERA (9.0IP, 3ER).
- ◆ Reinstated from the 60-day IL on Sept. 1 and spent the rest of the season in the majors.
- ◆ Began the **2018** season with Double-A Frisco and ended it in the majors...selected to the active roster on July 31 and remained with the Rangers through the end of the season...made 18 appearances (2GS), with both starts coming from the opener role.
- ◆ On July 31 at AZ, made his major league debut and his only run allowed in 2.0 innings came on a run-scoring wild pitch in the 6th inning.
- ◆ On Sept. 23 vs. SEA, pitched two scoreless innings to record his first career win.

CAREER HIGHS

LONGEST OUTING	RUNS ALLOWED
7.0, 4/8/23 vs. OAK	5, 3x, last 8/27/22 at BOS
LONGEST RELIEF OUTING	HITS ALLOWED
3.1, 5/3/22 at OAK	8, 2x, last 8/27/22 at BOS
STRIKEOUTS	WIN STREAK
12, 4/2/23 vs. DET	4G, 5/9/21-4/10/22
WALKS	LOSS STREAK
4, 5/21/22 at BAL	2G, 8/10/20-9/25/20
HR ALLOWED	
3, 6/24/22 vs. PIT	

- ◆ Split the first four months of the season between Frisco and Triple-A Round Rock, going 4-4 with a 4.13 ERA (56.2IP, 26ER) in 33 appearances.
- ◆ Spent the **2017** season with Class-A Down East and ranked second in the Carolina League with 146 strikeouts, most among Rangers farmhands.
- ◆ His 11.70 SO/9.0 IP ratio ranked sixth among all full-season minor leaguers (min. 100.0IP).
- ◆ Reached double-digit strikeouts in three starts... did this in back-to-back outings toward the end of May to claim Carolina League Pitcher of the Week honors for May 22-28.
- ◆ Transitioned to the bullpen on July 26 and held opponents to a .173 (14-for-81) avg. as a reliever... all 14 relief appearances spanning 22.1 innings were scoreless.
- ◆ Split the **2016** season between Class-A Hickory and Class-A High Desert, earning a June 23 promotion...went 3-3 with a 4.63 ERA (79.2IP, 33ER) in 31 appearances (9GS) between the two levels...named to the South Atlantic League midseason All-Star Team.
- ◆ In **2015**, began his professional career and went 2-2 with a 2.61 ERA (31.0IP, 9ER) in 17 appearances between Short-A Spokane and Hickory.

AMATEUR CAREER

- ◆ Selected by the Rangers in the 30th round of the 2015 First-Year Player Draft out of Appalachian State University...went 11-12 with a 5.10 ERA (243.1IP, 138ER) in 58 appearances (43GS) in four seasons.
- ◆ Graduated from South Point (N.C.) High School... went 11-0 with a 1.20 ERA and 150 strikeouts as a senior...named the 2011 North Carolina 3-A Player of the Year and won Most Valuable Player honors of the 3-A state championship series.





DAVIDA FRANKLIN / TAMPA BAY RAYS

CAREER PITCHING

YEAR	CLUB	W	L	ERA	G	GS	CG	SHO	SV	IP	H	R	ER	HR	HB	BB-I	SO	WP	BK
2015	Spokane	2	2	2.93	15	0	0	0	0	27.2	21	9	9	2	3	14-0	33	3	0
	Hickory	0	0	0.00	2	0	0	0	0	3.1	0	0	0	0	0	1-0	6	0	0
2016	Hickory	1	1	1.16	18	0	0	0	3	31.0	11	8	4	1	0	8-0	40	2	0
	High Desert	2	2	5.36	13	9	0	0	0	48.2	52	33	29	9	2	21-0	52	3	0
2017	Down East	2	8	3.69	31	17	0	0	2	112.1	104	48	46	13	5	37-1	146	6	2
2018	Frisco	3	2	4.82	20	0	0	0	1	37.1	39	20	20	2	2	7-0	68	3	2
	Round Rock	1	2	2.79	13	0	0	0	1	19.1	12	6	6	0	2	12-0	30	0	0
	Texas	1	1	3.38	18	2	0	0	0	32.0	32	14	12	4	1	14-1	31	3	0
2019	Texas	4	1	6.40	25	0	0	0	0	32.1	38	23	23	4	0	23-0	32	0	0
	Nashville	3	0	3.86	6	0	0	0	0	7.0	6	4	3	1	0	0-0	12	0	0
	AZL Rangers	0	0	0.00	2	2	0	0	0	2.0	0	0	0	0	0	0-0	3	0	0
2020	Boston	0	2	7.08	16	0	0	0	0	20.1	30	18	16	5	1	7-1	28	2	0
2021	Tampa Bay	5	1	3.43	43	0	0	0	2	44.2	35	21	17	9	0	14-1	63	3	0
2022	Tampa Bay	9	5	2.46	33	25	0	0	0	135.1	114	42	37	14	1	31-0	144	1	1
2023	Tampa Bay	2	0	0.56	3	3	0	0	0	16.0	4	1	1	1	0	4-0	24	0	0
Minor League Totals		14	17	3.65	120	28	0	0	7	288.2	245	128	117	28	14	100-1	390	17	4
Major League Totals		21	10	3.40	138	30	0	0	2	280.2	253	119	106	37	3	93-3	322	9	1

1: Selected by the Texas Rangers in the 30th round of the 2015 First-Year Player Draft...signed by Jay Heafner. 2: Acquired by the Boston Red Sox from Texas in exchange for 1B/OF Sam Travis, January 15, 2020. 3: Acquired by the Tampa Bay Rays along with RHP Chris Mazza and cash considerations from Boston in exchange for C Ronaldo Hernández and INF Nick Sogard, February 17, 2021.

CAREER FIELDING

YEAR	POSITION	PCT	G	PO	A	E	TC	DP
2018	Pitcher	1.000	18	2	4	0	6	0
2019	Pitcher	1.000	25	0	1	0	1	0
2020	Pitcher	1.000	16	0	2	0	2	0
2021	Pitcher	1.000	43	1	2	0	3	1
2022	Pitcher	1.000	33	4	10	0	14	1
2023	Pitcher	1.000	3	0	1	0	1	0
Totals		1.000	138	7	20	0	27	2

LEFT-RIGHT BREAKDOWN

	2023				CAREER			
	AVG	AB	H	HR	AVG	AB	H	HR
vs. Left	.071	14	1	0	.275	305	84	11
vs. Right	.083	36	3	1	.221	764	169	26



67

RIGHT-HANDED PITCHER

JACOB WAGUESPACK

Jacob Daniel Waguespack (WAG-uh-spak)



BATS **RIGHT**

THROWS **RIGHT**

HEIGHT **6'6"**

WEIGHT **235**

OPENING DAY AGE **30**

MAJOR LEAGUE SERVICE **1 year, 105 days**

BORN **11/5/93 in Prairieville, LA**

RESIDES **Prairieville, LA**

CONTRACT STATUS **Signed through 2024**

SIGNING SCOUT **Mike Stauffer (Phillies)**

ACQUIRED **Signed as a free agent, 1/15/24**

X-RAY REPORT

- In Game 7 of the 2022 Japan Series, Jacob closed out a 5-4 victory for the Orix Buffaloes over the Tokyo Yakult Swallows...it marked the franchise's first championship since Ichiro Suzuki led the club, then known as the BlueWave, to the title in 1996...the Game 7 save was one of three earned by Jacob during the championship series.
- After posting a 5.77 ERA in his final season with Orix, he temporarily moved to Charlotte, North Carolina this past offseason to live near the Tread Athletics facility...Jacob worked under former Rays minor leaguer Tyler Zombro, ironing out his mechanics while continuing to push the intensity level of his training...his hard work was rewarded when the Rays invited him to Spring Training in mid-January.
- He and his wife, Leslie, were married in early 2023 and are expecting their first child in June.

2023 SEASON

- Went 4-7 with a 5.77 ERA (43.2IP, 28ER) and two saves across 31 appearances in his second consecutive season with the Orix Buffaloes in the Nippon Professional Baseball Organization.
- Made five appearances with their minor league club, surrendering two runs over 13.0 innings.
- Signed a minor league contract with the Rays with a non-roster invitation to Spring Training on Jan. 15, 2024...selected to the 40-man roster on March 15.

CAREER HIGHLIGHTS

- In 2022, went 2-6 with a 2.97 ERA (72.2IP, 24ER) in 32 appearances for Orix.

- Made three appearances for the minor league club, allowing two runs (one earned) on four hits with 17 strikeouts across 12.0 innings.
- In 2021, made 24 appearances (10GS) for Triple-A Buffalo, going 7-2 with a 2.86 ERA (69.1IP, 22ER) and one save...the seven wins were tied for fifth most among Blue Jays farmhands.
- On Dec. 17, signed with the Orix Buffaloes.
- In 2020, made 11 appearances for Toronto over five stints in the majors, posting an 8.15 ERA (17.2IP, 16ER)...was in the big leagues from July 23-Aug. 18, Aug. 19-21, Aug. 23-Sept. 1, Sept. 11-12 and Sept. 16-season's end...placed on the injured list with a left back strain on Sept. 17 and missed the remainder of the season.
- In his first four appearances from July 28-Aug. 7, tossed 5.1 scoreless innings...in his final seven outings from Aug. 12-Sept. 16, posted an 11.68 ERA (12.1IP, 16ER).
- In 2019, went 5-5 with a 4.38 ERA (78.0IP, 38ER) in 16 appearances (13GS) in his first major league action with Toronto.
- On May 27 at TB, made his MLB debut and tossed 4.0 relief innings, allowing three runs (2ER) on three hits and one walk with seven strikeouts...the seven strikeouts set a franchise record for the most punchouts by a Toronto reliever in his MLB debut...it marked the fifth time in club history a pitcher debuted with 4.0+ innings of relief...only twice in MLB history had a pitcher debuted with more than seven strikeouts in relief: PIT Barry Jones (8SO) on April 20, 1986 at CHC (4.0IP) and HOU Joe Musgrove (8SO) on Aug. 2, 2016 vs TOR (4.1IP).
- On July 3 vs. BOS, earned his first career win (5.0IP, 6H, 3ER, 4SO).



- On July 16 at BOS, made his first career start (4.2IP, 6H, 4ER, 3BB, 2SO).
- On Aug. 22 at LAD, tossed a career-high 7.0 innings, allowing one hit and one walk while fanning five batters.
- In **2018**, acquired by Toronto from Philadelphia on July 31 in exchange for LHP Aaron Loup.
- Went 6-10 with a 4.80 ERA (122.0IP, 65ER) in 28 appearances (21GS) between the Phillies and Blue Jays systems.
- In **2017**, split the season between Class-A Clearwater and Double-A Reading, going 9-7 with a 3.42 ERA (105.1IP, 40ER) across 31 appearances (16GS).
- The nine wins were tied for fifth most among Philadelphia farmhands, while his 108 strikeouts were seventh most.

- In **2016**, went 4-2 with a 3.52 ERA (71.2IP, 28ER) and six saves over 43 relief appearances with Class-A Lakewood...the 43 appearances were tied for third most in the South Atlantic League.
- In **2015**, split his first professional season between the GCL Phillies and Rookie-level Williamsport, going 0-1 with a 2.00 ERA (27.0IP, 6ER) and one save.

AMATEUR CAREER

- Selected by the Pirates in the 37th round of the 2012 First-Year Player Draft out of Dutchtown (LA) High School, but did not sign and honored his commitment to the University of Mississippi...signed as a free agent with the Phillies on June 22, 2015.

CAREER PITCHING

YEAR	CLUB	W	L	ERA	G	GS	CG	SHO	SV	IP	H	R	ER	HR	HB	BB-I	SO	WP	BK
2015	GCL Phillies	0	0	7.94	4	0	0	0	0	5.2	9	5	5	0	0	1-0	7	1	0
	Williamsport	0	1	0.42	15	0	0	0	1	21.1	9	3	1	0	0	8-1	25	2	0
2016	Lakewood	4	2	3.52	43	0	0	0	6	71.2	75	31	28	1	3	29-1	72	5	2
	Clearwater	6	5	3.29	24	10	0	0	1	68.1	63	29	25	3	2	24-2	73	8	0
2017	Reading	3	2	3.65	7	6	0	0	0	37.0	37	17	15	2	2	16-1	35	1	0
	Reading	1	1	3.99	7	7	0	0	0	29.1	31	14	13	0	1	16-0	31	4	2
	Lehigh Valley	3	5	5.06	14	8	0	0	1	53.1	54	34	30	4	1	20-1	48	4	0
2018	Buffalo	2	4	5.03	7	6	1	0	0	39.1	47	26	22	3	1	10-0	33	2	0
	Buffalo	2	6	5.30	12	11	0	0	0	52.2	57	33	31	9	2	25-0	52	2	1
2019	Buffalo	2	6	5.30	12	11	0	0	0	52.2	57	33	31	9	2	25-0	52	2	1
	Toronto	5	5	4.38	16	13	0	0	0	78.0	75	43	38	12	5	29-0	63	2	0
2020	Toronto	0	0	8.15	11	0	0	0	0	17.2	27	20	16	2	2	9-0	16	0	0
2021	Buffalo	7	2	2.86	24	10	0	0	1	69.1	63	22	22	3	4	21-0	74	2	1
2022	Orix (NPB)	2	6	2.97	32	0	0	0	5	72.2	63	28	24	4	4	29-0	81	1	0
2023	Orix (NPB)	4	7	5.77	31	0	0	0	2	43.2	44	30	28	4	1	26-0	67	2	0
Minor League Totals		28	28	3.86	157	58	1	0	10	448.0	445	214	192	25	16	170-6	450	31	6
Major League Totals		5	5	5.08	27	13	0	0	0	95.2	102	63	54	14	7	38-0	79	2	0
NPB Totals		6	13	4.02	63	0	0	0	7	116.1	107	58	52	8	5	55-0	148	3	0

CAREER FIELDING

YEAR	POSITION	PCT	G	PO	A	E	TC	DP
2019	Pitcher	1.000	16	2	5	0	7	0
2020	Pitcher	1.000	11	2	1	0	3	0
Totals		1.000	27	4	6	0	10	0

LEFT-RIGHT BREAKDOWN

	2020				CAREER			
	AVG	AB	H	HR	AVG	AB	H	HR
vs. Left	.282	39	11	0	.225	169	38	4
vs. Right	.410	39	16	2	.305	210	64	10



6

INFIELDER

TAYLOR WALLS

Davis Taylor Walls



BATS **SWITCH**

THROWS **RIGHT**

HEIGHT **5'10"**

WEIGHT **195**

OPENING DAY AGE **27**

MAJOR LEAGUE SERVICE **1 year, 92 days**

BORN **7/10/96 in Cordele, GA**

RESIDES **Cordele, GA**

CONTRACT STATUS **Signed through 2023**

SIGNING SCOUT **Brett Foley (Rays)**

ACQUIRED **Selected in the third round of the 2017 First-Year Player Draft**

X-RAY REPORT

- Taylor began a postgame journaling routine during the second half of the 2022 season with help from Justin Su'a, performance development specialist for the Rays...he takes a few minutes at the end of each day to transfer his thoughts to paper, during which he answers three questions: What did I do well today? What did I learn today? What am I going to do better tomorrow?
- Taylor ordered hats for Rays teammates with the logo of his dad's business, Walls Well Drilling Inc. ...his great grandfather started the company and it has remained in the family, and went by Walls & Sons when his grandpa owned it and employed Taylor's father and uncle.
- He and his wife, Hallie, welcomed daughter, Sutton Grace, on April 25, 2021 and celebrated the birth of their son, Davis Nolan, this past offseason...the couple has a golden retriever named Maverick...the two met at Florida State... Hallie first saw Taylor while attending a FSU baseball game with her mom.
- Although he goes by Taylor, Davis is a family name...several generations of men in his family have shared the name before him.
- His hobbies include video games, hunting and both nerf and classic basketball...he has also been known to enjoy a friendly game of ping pong in the clubhouse.
- His hometown of Cordele is known as the watermelon capital of the world...converted school buses hauling thousands of watermelons were a common sight in the summertime.

2023 SEASON

- Appeared in 99 games and made 87 starts (2B-33G, SS-28G, 3B-26G)...was on the 10-day IL with a left oblique strain from July 22-Sept. 1.

- Set career highs in RBI (36) and SB (22) while his 8 HR matched a career high set in 2022.
- Became the fifth player (15th instance) in Rays history to steal 20+ bases before the All-Star break...on the season, recorded a team-leading five multi-steal games, ahead of Randy Arozarena (4G).
- Stole 22 bases in 23 attempts (95.7 SB%)...the 95.7 pct. success rate was the highest mark in club history (min. 20 attempts).
- Despite being limited to 99 games due to injury, his 10 Defensive Runs Saved tied for seventh most among AL infielders.
- Made his second straight Opening Day roster, both with the Rays.
- Hit .412 (14-for-34) with 4 2B, 1 3B, 2 HR and 8 RBI against left-handed pitching from Opening Day-May 27...during that stretch, led AL hitters vs. LHP (min. 30PA) in OPS (1.238) and slugging pct. (.765) while ranking fifth in average...from May 31-end of the season, hit .152 (7-for-46) with 1 XBH (2B) and 3 RBI vs. LHP.
- Had three games with 3+ hits within his first 31 games of the season...entered the season with no such performances in 196 career games.
- Hit safely in a career-best six straight games from April 1-12.
- Joined Luke Raley as the only Rays to have both a triple and home run in multiple games (April 18 at CIN & May 14 at NYY)...they became the first Rays to accomplish the feat since Steven Souza Jr. had two such performances in 2017.
- Was the only Ray in 2023 to steal multiple bases in back-to-back games (May 25-26)...was the first Ray to do so since Randy Arozarena (2G) from June 28-29, 2022.



- On April 18 at CIN, joined Rocco Baldelli (Sept. 14, 2006 at NYY) and Mike Zunino (Sept. 7, 2021 at BOS) as the only players in club history to record a triple and 2+ HR in the same game...became the fourth player (fifth instance) in Rays history to homer from both sides of the plate in the same game, and the first since Ben Zobrist (April 13, 2014 at TEX).
- On April 30 at CWS, became the second Rays hitter with 4+ hits, a HR and 2+ SB in a game, joining Carl Crawford on May 24, 2006 at Toronto (5H, HR, 4SB).
- On May 14 at NYY, hit his first career grand slam off Albert Abreu.
- **POSTSEASON:** Started both games of the ALWC vs. Texas...went 2-for-4 in Game 1 and 0-2 in Game 2 before being replaced by Junior Caminero.

“
He’s a future Gold Glover.
Day in and day out,
the plays he makes, the
consistency, the range he
has. It really is unbelievable.
[Highlight reel plays] are
kind of expected because
he’s done it so much.
”

RAYS PITCHER JEFFREY SPRINGS
| Bally Sports Sun |

CAREER HIGHLIGHTS

- In **2022**, appeared in 142 games and made 122 starts (80-SS, 22-2B, 20-3B) in his first full season in the majors...led the team with 19 Defensive Runs Saved, which tied for third among MLB infielders behind PIT Ke'Bryan Hayes (24) and COL Brendan Rodgers (22)...was the most among AL infielders over CLE Andrés Giménez (17).
- Had 11 Defensive Runs Saved at shortstop, tied for fourth in the majors...had 5 Defensive Runs Saved at third base and 3 DRS at second base.
- Min. 300 AB, his .172 avg. was the second lowest in the majors, ahead of NYY/LAD Joey Gallo (.160)...was the lowest mark in franchise history, passing Carlos Peña (.196) in 2010...hit .110 (24-for-219) on the road, the lowest avg. in the majors and the lowest in club history (min. 100 AB).
- Was one of four players from the Opening Day roster to remain active all season, joining Jason Adam, Randy Arozarena and Corey Kluber.

- Made the first Opening Day roster of his career.
- On April 30 vs. MIN, hit a solo homer in the 2nd inning, snapping homerless droughts of 54 games and 145 AB...the homer was the second of his career and first since June 9, 2021 vs. WSH.
- On June 7 vs. STL, hit a three-run homer off Drew VerHagen in the 10th inning for the first walk-off hit of his career...entered the at-bat with a .147 avg., the lowest season avg. before hitting a walk-off homer (min. 100PA) since MTL Nate Colbert (.143) on Aug. 2, 1975 vs. PHI, according to Stats LLC, and the fourth lowest since 1901.
- On Sept. 17 vs. TEX, homered as a right-handed batter for the first time in his career, hitting a solo shot off Taylor Hearn in the 5th inning.
- On Sept. 30 at HOU, hit a solo homer off Phil Maton in the 8th inning as the Rays clinched a Wild Card berth...homered on the road for the first time, ending a streak of 8 HR at home to start his career...ended a drought of 286 road at-bats without a homer to start his career.
- **POSTSEASON:** Appeared in both games of the ALWC at Cleveland, including a Game 1 start at second base...was used as a pinch-hitter in Game 2 and stayed in the game at third base.
- In **2021**, appeared in 54 games and made 44 starts over three stints with the Rays: May 22-July 23, Sept. 1-6 and Sept. 11-20...his first stint began after Willy Adames was traded to the Brewers and included a minimum stay on the 10-day IL due to right wrist tendinitis.
- Despite only 54 games at the MLB level, his 10 Defensive Runs Saved tied for third among major league shortstops behind HOU Carlos Correa (20) and MIN Andrelton Simmons (15).
- On May 22 at TOR, made his major league debut as the starting shortstop and doubled in the 5th and 9th innings, becoming the sixth Ray with multiple hits in his major league debut and first with multiple extra-base hits...became the third switch-hitter in the modern era (since 1900) to record an extra-base hit from each side of the plate in his major league debut, according to the Elias Sports Bureau, following MIN Rich Becker on Sep 10, 1993 at TEX and TEX George Wright on April 10, 1982 at CLE.
- On June 9 vs. WSH, hit his first career home run, a solo shot off Kyle Finnegan.
- Named Minor League Defensive Player of the Year by the Rays Baseball Operations department, the third straight minor league season he won the award (2018-19)...had a .972 fielding pct. in 52 games for Durham and played



three infield positions: shortstop, second base and third base.

- Ranked by *Baseball America* as the Best Defensive Shortstop in Triple-A East in its Best Tools survey.
- In 2020, was part of the Rays 60-man player pool and spent the summer at the alternate training site in Port Charlotte.
- Ranked by *Baseball America* as the No. 15 prospect in the Rays system following the season...the publication also tabbed him as the Best Defensive Infielder and Best Infield Arm in the organization.
- In 2019, named Defensive Player of the Year by the Rays Baseball Operations department for a second straight year...recorded a .972 fielding pct. between Class-A Charlotte and Double-A Montgomery, earning a June 25 promotion.
- Hit a combined .270/.343/.452 (99-for-367) with 10 HR, 46 RBI and 28 SB between the two levels.
- Named to the Florida State League midseason All-Star Team.
- Ranked by *Baseball America* as the No. 19 prospect in the Rays system following the season...the publication also tabbed him as having the Best Strike-Zone Discipline in the FSL in its Best Tools survey.
- In 2018, named to the Midwest League midseason All-Star Team...ranked second in the MWL with 87 runs and third with 142 hits.
- Ranked by *Baseball America* as the No. 21 prospect in the Rays system following the season...the publication also tabbed him as the Best Defensive Shortstop in the MWL in its Best Tools survey.

CAREER HIGHS

HITS	RUNS
4, 2x, last 4/30/23 at CWS	4, 4/18/23 at CIN
HITTING STREAK	WALKS
6G, 4/1/23-4/12/23	3, 2x, last 7/9/23 vs. ATL
HOME RUNS	STRIKEOUTS
2, 4/18/23 at CIN	4, 2x, last 5/17/23 at NYM
RBI	STOLEN BASES
4, 2x, last 5/14/23 at NYY	2, 5x, last 7/6/23 vs. PHI

HOME RUN HIGHLIGHTS

MULTI-HR GAMES (1)
2 - 4/18/23 at CIN
WALK-OFF (1)
6/7/22 vs. STL (Drew VerHagen)
GRAND SLAM (1)
5/14/23 at NYY (Albert Abreu)

AMATEUR CAREER

- Selected out of Florida State University, where he was captain of the 2017 team that advanced to the College World Series.
- Between the Regionals, Super Regionals and College WS, set a FSU record by reaching base safely in 14 consecutive plate appearances.
- Became the highest-drafted FSU shortstop since Stephen Drew went No. 15 overall in 2004.
- Named first team All-American by *Baseball America* following his sophomore season.

CAREER BATTING

YEAR	CLUB	AVG	G	AB	R	H	2B	3B	HR	RBI	SH	SF	HB	BB-I	SO	SB	CS	GDP	OBP	SLG
2017	Hudson Valley	.213	46	164	22	35	9	0	1	21	0	3	1	29-0	53	5	4	3	.330	.287
2018	Bowling Green	.304	120	467	87	142	28	6	6	57	0	3	4	66-1	80	31	12	6	.393	.428
2019	Charlotte	.269	41	156	22	42	7	2	4	26	0	5	0	19-0	28	13	6	2	.339	.417
	Montgomery	.270	55	211	42	57	16	5	6	20	0	5	1	26-1	51	15	9	4	.346	.479
2020														Did Not Play						
2021	Durham	.247	52	178	41	44	9	1	8	29	0	2	2	40-2	58	10	5	1	.387	.444
	Tampa Bay	.211	54	152	15	32	10	0	1	15	1	0	0	23-0	49	4	2	3	.314	.296
2022	Tampa Bay	.172	142	407	53	70	18	2	8	33	2	2	2	52-0	120	10	3	6	.268	.285
2023	Durham	.429	2	7	3	3	0	0	1	1	0	0	0	1-0	2	0	0	0	.500	.857
	Tampa Bay	.201	99	303	50	61	12	2	8	36	1	0	1	44-0	92	22	1	1	.305	.333
	Minor League Totals	.273	316	1183	217	323	69	14	26	154	0	18	8	181-4	272	74	36	16	.368	.421
	Major League Totals	.189	295	862	118	163	40	4	17	84	4	2	3	119-0	261	36	6	10	.289	.304

1: Selected by the Tampa Bay Rays in the third round of the 2017 First-Year Player Draft...signed by Brett Foley.



POSTSEASON BATTING

YEAR	SERIES	CLUB	AVG	G	AB	R	H	2B	3B	HR	RBI	SH	SF	HB	BB-I	SO	SB	CS	GDP	OBP	SLG
2022	ALWC	TB vs. CLE	.200	2	5	0	1	0	0	0	0	0	0	0	0-0	2	0	0	0	.200	.200
2023	ALWC	TB vs. TEX	.333	2	6	0	2	0	0	0	0	0	0	0	0-0	1	0	0	1	.333	.333
Postseason Totals			.273	4	11	0	3	0	0	0	0	0	0	0	0-0	3	0	0	1	.273	.273

CAREER FIELDING

YEAR	POSITION	PCT	G	PO	A	E	TC	DP
2021	Shortstop	.968	49	35	116	5	156	20
	Second Base	1.000	3	5	5	0	10	3
	Third Base	-	1	0	0	0	0	0
2022	Shortstop	.972	92	104	240	10	354	29
	Second Base	.983	34	47	70	2	119	18
	Third Base	.966	25	17	40	2	59	5
2023	Third Base	.973	39	17	56	2	75	4
	Second Base	.993	37	54	87	1	142	23
	Shortstop	.954	32	40	63	5	108	15
Totals	Shortstop	.968	173	179	419	20	618	64
	Second Base	.989	74	106	162	3	271	44
	Third Base	.970	65	34	96	4	134	9

LEFT-RIGHT BREAKDOWN

	2023					CAREER				
	AVG	AB	H	HR	RBI	AVG	AB	H	HR	RBI
vs. Left	.263	80	21	2	11	.210	257	54	3	26
vs. Right	.179	223	40	6	25	.180	605	109	14	58



WILL VRAGOVIC / TAMPA BAY RAYS



41

RIGHT-HANDED PITCHER

COLBY WHITE

Colby Ashton White

BATS RIGHT

THROWS RIGHT

HEIGHT 6'0"

WEIGHT 220

OPENING DAY AGE 25

MAJOR LEAGUE SERVICE None

BORN 7/4/98 in Hattiesburg, MS

RESIDES Foxworth, MS

CONTRACT STATUS Signed through 2024

SIGNING SCOUT Rickey Drexler (Rays)

ACQUIRED Selected in the sixth round of the 2019 First-Year Player Draft



X-RAY REPORT

- Colby and his high school sweetheart, Morgan, were married during the offseason...the couple is expecting their first child in October.
- After transferring to Mississippi State, Colby earned the nickname "Night Night" because he put batters to bed...had 48 strikeouts in 26.0 innings while serving as a set-up man in the Bulldogs bullpen.
- He weighed 140 pounds when he graduated high school and his only scholarship offer was from Pearl River (Miss.) Community College... he gained weight, confidence and velocity with the Wildcats, occasionally breaking 90 mph as a freshman to reaching 100 at Mississippi State.
- He hosts the "Brushing 'Em Back with Colby White" podcast, which attempts to provide a "fresh look" at a classic game...each episode is an open discussion about not just the game of baseball but the avenues taken by so many to achieve the highest level of success in the sport.

2023 SEASON

- Opened the season on the 7-day IL while rehabbing from Tommy John surgery...began a rehab assignment with the FCL Rays on June 6, his first action since Oct. 3, 2021...posted a 1.74 ERA (10.1IP, 2ER) in 11 appearances (5GS) with the FCL Rays.
- On Aug. 4, transferred to Bowling Green and made five relief appearances with the Hot Rods, pitching to a 3.60 ERA (5.0IP, 2ER).
- On Aug. 22, promoted Montgomery and made eight relief appearances to conclude the season... threw 6.2 scoreless innings for the Biscuits while fanning eight batters.

CAREER HIGHLIGHTS

- Underwent Tommy John surgery on April 4, 2022, performed by Dr. Koco Eaton...was added to the Rays 40-man roster following the season.
- Ranked by *Baseball America* as the No. 20 prospect in the Rays system following the season.
- In 2021, named Minor League Reliever of the Year by the Rays Baseball Operations department...went 4-3 with a 1.44 ERA (62.1IP, 10ER) and in 43 games (1GS) between four levels...his 11 saves led all Rays farmhands.
- Began the season with Class-A Charleston... promoted on June 10 to Class-A Bowling Green, Aug. 10 to Double-A Montgomery and Sept. 9 to Triple-A Durham.
- Named to the Rays Organizational All-Star Team by MLB.com.
- Ranked by *Baseball America* as the No. 15 prospect in the Rays system following the season.
- In 2020, was not part of the Rays 60-man player pool and did not play following the cancellation of the minor league season.
- In 2019, began his professional career with Rookie-level Hudson Valley.

AMATEUR CAREER

- Selected by the Rays in the sixth round of the 2019 First-Year Player Draft out of Mississippi State...worked as a late-inning reliever as a junior in 2019, going 3-1 with a 3.12 ERA (26.0IP, 9ER) with 48 strikeouts over 27 appearances.
- Began his collegiate career at Pearl River (Miss.) CC...as a sophomore in 2018, named the team's most valuable pitcher.



CAREER PITCHING

YEAR	CLUB	W	L	ERA	G	GS	CG	SHO	SV	IP	H	R	ER	HR	HB	BB-I	SO	WP	BK
2019	Hudson Valley	1	0	2.79	15	0	0	0	1	19.1	8	8	6	3	4	16-0	29	2	0
2020										Did Not Pitch									
2021	Charleston	1	1	0.00	11	0	0	0	4	16.1	8	3	0	1	0	1-0	36	0	0
	Bowling Green	2	2	2.31	15	1	0	0	3	23.1	8	6	6	3	1	7-0	35	2	0
	Montgomery	0	0	1.38	8	0	0	0	2	13.0	4	3	2	0	2	3-0	19	4	0
	Durham	1	0	1.86	9	0	0	0	2	9.2	6	2	2	0	1	4-0	14	0	0
2022										Injured—Did Not Pitch									
2023	FCL Rays	0	0	1.74	5	0	0	0	0	10.1	3	2	2	0	0	11-0	12	3	0
	Bowling Green	1	0	3.60	5	0	0	0	0	5.0	4	2	2	0	0	2-0	4	1	0
	Montgomery	0	0	0.00	8	0	0	0	0	6.2	4	0	0	0	0	4-0	8	0	0
Minor League Totals		6	3	1.74	82	6	0	0	12	103.2	45	26	20	7	8	48-0	157	12	0

1: Selected by the Tampa Bay Rays in the sixth round of the 2019 First-Year Player Draft...signed by Rickey Drexler.



WILL VRAGOVIC / TAMPA BAY RAYS



NON-ROSTER INVITES



WILL VRAGOVIC / TAMPA BAY RAYS

HOW THE RAYS WERE BUILT

ACQUIRED BY TRADE : 23

DATE	PLAYER	HOW ACQUIRED
Feb. 20, 2018	Colin Poche	From the Arizona Diamondbacks in a three-team trade with the New York Yankees, along with LHP Anthony Banda, INF Nick Solak and a player to be named (RHP Sam McWilliams) for OF Steven Souza Jr.
July 31, 2018	Shane Baz	From the Pittsburgh Pirates along with RHP Tyler Glasnow and OF Austin Meadows for RHP Chris Archer
Dec. 13, 2018	Yandy Diaz	From the Cleveland Guardians in a three-team trade with the Seattle Mariners, along with RHP Cole Sulser for 1B Jake Bauers and cash considerations
July 13, 2019	Pete Fairbanks	From the Texas Rangers for INF Nick Solak
July 31, 2019	Jacob Lopez	From the San Francisco Giants for LF Joe McCarthy
Nov. 20, 2019	Curtis Mead	From the Philadelphia Phillies for LHP Cristopher Sánchez
Jan. 9, 2020	Randy Arozarena	From the St. Louis Cardinals along with 1B/DH José Martínez and a Competitive Balance Round A draft pick for LHP Matthew Liberatore, C Edgardo Rodríguez and a Competitive Balance Round B draft pick
Dec. 10, 2020	Osleivis Basabe	From the Texas Rangers along with OF Heriberto Hernández and OF Alexander Ovalles for 1B Nathaniel Lowe, 1B Jake Guenther and a player to be named (OF Carl Chester)
Feb. 17, 2021	Jeffrey Springs	From the Boston Red Sox along with RHP Chris Mazza and cash considerations for C Ronaldo Hernández and INF Nick Sogard
May 21, 2021	Drew Rasmussen	From the Milwaukee Brewers along with RHP J.P. Feyerisen for SS Willy Adames and RHP Trevor Richards
July 29, 2021	Austin Shenton	From the Seattle Mariners along with RHP JT Chargois for RHP Diego Castillo
Nov. 19, 2021	Junior Caminero	From the Cleveland Guardians for RHP Tobias Myers
March 25, 2022	Harold Ramírez	From the Chicago Cubs for INF Esteban Quiroz
April 4, 2022	Isaac Paredes	From the Detroit Tigers along with a Competitive Balance Round B draft pick for OF Austin Meadows
Aug. 1, 2022	Garrett Cleavinger	From the Los Angeles Dodgers for OF Germán Tapia
Aug. 1, 2022	Jose Siri	From the Houston Astros in a three-team trade with the Baltimore Orioles, for RHP Seth Johnson and RHP Jayden Murray
Dec. 7, 2022	Kevin Kelly	From the Colorado Rockies for cash considerations
July 31, 2023	Aaron Civale	From the Cleveland Guardians for INF Kyle Manzardo
Aug. 1, 2023	Manuel Rodríguez	From the Chicago Cubs along with RHP Adrian Sampson and future considerations for RHP Josh Roberson and international signing bonus pool space.
Dec. 16, 2023	Ryan Pepiot Jonny DeLuca	From the Los Angeles Dodgers for RHP Tyler Glasnow, OF Manuel Margot and cash considerations
Jan. 5, 2024	José Caballero	From the Seattle Mariners for OF Luke Raley
Jan. 5, 2024	Richie Palacios	From the St. Louis Cardinals for RHP Andrew Kittredge

AMATEUR DRAFT : 7

YEAR	PLAYER	ROUND
2015	Brandon Lowe	3rd
2016	Josh Lowe	1st
2017	Taylor Walls	3rd
2018	Shane McClellanahan	1st
	Taj Bradley	5th
2019	Greg Jones	1st
	Colby White	6th

WAIVER CLAIM: 2

DATE	PLAYER	PRIOR CLUB
May 12, 2023	Zack Littell	Boston Red Sox
Nov. 10, 2023	Tyler Alexander	Detroit Tigers

FREE AGENT : 5

DATE	PLAYER	PRIOR CLUB
March 17, 2022	Jason Adam	Chicago Cubs
Dec. 13, 2022	Zach Efflin	Philadelphia Phillies
Aug. 28, 2023	Chris Devenski	Los Angeles Angels
Feb. 14, 2024	Phil Maton	Houston Astros
Feb. 21, 2024	Amed Rosario	Los Angeles Dodgers

MINOR LEAGUE CONTRACT : 5

DATE	PLAYER	TYPE
Oct. 1, 2013	René Pinto	International
July 2, 2015	Jonathan Aranda	International
July 2, 2017	Wander Franco	International
July 2, 2019	Yoniel Curet	International
May 10, 2022	Shawn Armstrong	Free Agent



2024 SPRING TRAINING ROSTER

POSITIONAL

MANAGER & COACHES

16	Cash, Kevin (Manager)
46	Francisco, Tomas (Field Coord.)
9	Johns, Michael (1B)
31	Kinne, Bobby (Pitching Strategist)
53	Knapp, Rick
	(Asst. Pitching & Rehab)
27	Linares, Rodney (Bench)
33	Moncada, Jorge (Bullpen)
51	Mottola, Chad (Hitting)
35	North, Brady (Asst. Hitting)
23	Snyder, Kyle (Pitching)
4	Williams, Brady (3B)

PITCHERS (40)

47	Adam, Jason (R)
70	Alexander, Tyler (L)
64	Armstrong, Shawn (R)
11	Baz, Shane (R)
45	Bradley, Taj (R)
85	Brigden, Trevor (R)*
34	Civale, Aaron (R)
60	Cleavinger, Garrett (L)
58	Curet, Yoniel (R)
48	Devenski, Chris (R)

24	Eflin, Zach (R)
29	Fairbanks, Pete (R)
86	Garcia, Carlos (R)*
87	Gomez, Michael (R)*
79	Houston, Zac (R)
97	Jimenez, Antonio (L)*
49	Kelly, Kevin (R)
52	Littell, Zack (R)
74	Lopez, Jacob (L)
88	Maton, Phil (R)
18	McClanahan, Shane (L)+
89	Mejia, Emmanuel (R)*
84	Montgomery, Mason (L)*
20	Odonorzi, Jake*
44	Pepiot, Ryan (R)
38	Poche, Colin (L)
61	Ramirez, Erasmo (R)*
57	Rasmussen, Drew (R)+
78	Record, Joe (R)*
13	Rodriguez, Manuel (R)
37	Smith, Burch (R)*
59	Springs, Jeffrey (L)
90	Sternier, Justin (R)*
63	Uceta, Edwin (R)*

36	Uwasawa, Naoyuki (R)*
67	Waguespack, Jacob (R)*
41	White, Colby (R)
91	Wiles, Nathan (R)*
92	Workman, Logan (R)*

CATCHERS (8)

30	Brantly, Rob*
68	Driscoll, Logan*
40	Jackson, Alex*
82	Keegan, Dominic*
0	Mejia, Francisco*
93	Meyer, Nick*
50	Pinto, René*
81	Piper, Kenny*

INFIELDERS (18)

62	Aranda, Jonathan
57	Rasmussen, Drew (RHP)+
7	Caballero, José
13	Camirero, Junior
19	Chang, Yu*
2	Diaz, Yandy*
95	Edwards, Evan (INF)*
5	Franco, Wander

94	Hinojosa, C.J.*
8	Low, Brandon
25	Mead, Curtis
83	Murray, Tanner*
17	Paredes, Isaac
10	Rosario, Amed
54	Shenton, Austin (INF)
70	Simon, Ronny*
6	Walls, Taylor
80	Williams, Carson*

OUTFIELDERS (12)

56	Arozarena, Randy
78	Cardenas, Ruben*
21	DeLuca, Jonny
76	Hulziser, Niko*
28	Jones, Greg
15	Low, Josh
72	Mangum, Jake*
73	Misner, Cameron*
1	Palacios, Richie
75	Peters, Tristian*
43	Ramirez, Harold
22	Siri, Jose

NUMERICAL

0	Mejia, Francisco*
1	Palacios, Richie (OF)
2	Diaz, Yandy (INF)
4	Williams, Brady (3B Coach)
5	Franco, Wander (INF)
6	Walls, Taylor (INF)
7	Caballero, José (INF)
8	Low, Brandon (INF/OF)
9	Johns, Michael (1B Coach)
10	Rosario, Amed (INF)
11	Baz, Shane (RHP)
13	Camirero, Junior (INF)
14	Alexander, Tyler (LHP)
15	Low, Josh (OF)
16	Cash, Kevin (Manager)
17	Paredes, Isaac (INF)
18	McClanahan, Shane (LHP)+
19	Chang, Yu (INF)*
20	Odonorzi, Jake*
21	DeLuca, Jonny (OF)
22	Siri, Jose (OF)
23	Snyder, Kyle (Pitching Coach)
24	Eflin, Zach (RHP)
25	Mead, Curtis (INF)
27	Linares, Rodney (Bench Coach)

28	Jones, Greg (INF/OF)
29	Fairbanks, Pete (RHP)
30	Brantly, Rob (C)*
31	Kinne, Bobby (Pitching Strategist)
33	Moncada, Jorge (Bullpen Coach)
35	North, Brady (Asst. Hitting Coach)
36	Uwasawa, Naoyuki (RHP)*
37	Basabe, Oslevis (INF)
38	Poche, Colin (LHP)
39	Rodriguez, Manuel (RHP)
40	Jackson, Alex (C)*
41	White, Colby (RHP)
43	Ramirez, Harold (1B/OF)
44	Pepiot, Ryan (RHP)
45	Bradley, Taj (RHP)
46	Francisco, Tomas (Field Coord.)
47	Adam, Jason (RHP)
48	Devenski, Chris (RHP)
49	Kelly, Kevin (RHP)
50	Pinto, René (C)
51	Mottola, Chad (Hitting Coach)
52	Littell, Zack (RHP)
53	Knapp, Rick
	(Asst. Pitching & Rehab Coach)
54	Shenton, Austin (INF)

56	Arozarena, Randy (OF)
57	Rasmussen, Drew (RHP)+
58	Curet, Yoniel (RHP)
59	Springs, Jeffrey (LHP)
60	Cleavinger, Garrett (LHP)
61	Ramirez, Erasmo (RHP)*
62	Aranda, Jonathan (INF)
63	Uceta, Edwin (RHP)*
64	Armstrong, Shawn (RHP)
65	McKay, Brendan (LHP)*
67	Waguespack, Jacob (RHP)*
68	Driscoll, Logan (C)*
70	Simon, Ronny (INF)*
71	Cardenas, Ruben (OF)*
72	Mangum, Jake (OF)*
73	Misner, Cameron (OF)*
74	Lopez, Jacob (RHP)*
75	Peters, Tristan (OF)*
76	Hulziser, Niko (OF)*
77	Smith, Burch (RHP)*
78	Record, Joe (RHP)*
79	Houston, Zac (RHP)*
80	Williams, Carson (INF)*
81	Piper, Kenny (C)*
82	Keegan, Dominic (C)*

83	Murray, Tanner (INF)*
84	Montgomery, Mason (LHP)*
85	Brigden, Trevor (RHP)*
86	Garcia, Carlos (RHP)*
87	Gomez, Michael (RHP)*
88	Maton, Phil (RHP)
89	Mejia, Emmanuel (RHP)*
90	Sternier, Justin (RHP)*
91	Wiles, Nathan (RHP)*
92	Workman, Logan (RHP)*
93	Meyer, Nick (C)*
94	Hinojosa, C.J. (INF)*
95	Edwards, Evan (INF)*
97	Jimenez, Antonio (LHP)*

ALPHABETICAL

47	Adam, Jason (RHP)
14	Alexander, Tyler (LHP)
62	Aranda, Jonathan (INF)
64	Armstrong, Shawn (RHP)
56	Arozarena, Randy (OF)
37	Basabe, Oslevis (INF)
11	Baz, Shane (RHP)
45	Bradley, Taj (RHP)
30	Brantly, Rob (C)*
85	Brigden, Trevor (RHP)*
	Caballero, José (INF)
13	Camirero, Junior (INF)
71	Cardenas, Ruben (OF)*
16	Cash, Kevin (Manager)
19	Chang, Yu (INF)*
60	Cleavinger, Garrett (LHP)
58	Curet, Yoniel (RHP)
21	DeLuca, Jonny (OF)
48	Devenski, Chris (RHP)
68	Driscoll, Logan (C)*
95	Edwards, Evan (INF)*
24	Eflin, Zach (RHP)
29	Fairbanks, Pete (RHP)
46	Francisco, Tomas (Field Coord.)

5	Franco, Wander (INF)
86	Garcia, Carlos (RHP)*
87	Gomez, Michael (RHP)*
94	Hinojosa, C.J. (INF)*
74	Hulziser, Niko (RHP)
94	Houston, Zac (RHP)*
40	Jackson, Alex (C)*
97	Jimenez, Antonio (LHP)*
9	Johns, Michael (1B Coach)
28	Jones, Greg (INF/OF)
82	Keegan, Dominic (C)*
49	Kelly, Kevin (RHP)
31	Kinne, Bobby (Pitching Strategist)
53	Knapp, Rick
	(Asst. Pitching & Rehab Coach)
27	Linares, Rodney (Bench Coach)
52	Littell, Zack (RHP)
74	Lopez, Jacob (LHP)
8	Low, Brandon (INF/OF)
15	Low, Josh (INF)
72	Mangum, Jake (OF)*
88	Maton, Phil (RHP)
18	McClanahan, Shane (LHP)+
25	Mead, Curtis (INF)

89	Mejia, Emmanuel (RHP)*
0	Mejia, Francisco*
93	Meyer, Nick (C)*
73	Misner, Cameron (OF)*
33	Moncada, Jorge (Bullpen Coach)
84	Montgomery, Mason (LHP)*
51	Mottola, Chad (Hitting Coach)
83	Murray, Tanner (INF)*
35	North, Brady (Asst. Hitting Coach)
20	Odonorzi, Jake*
1	Palacios, Richie (OF)*
17	Paredes, Isaac (INF)*
44	Pepiot, Ryan (RHP)
75	Peters, Tristan (OF)*
50	Pinto, René (C)
81	Piper, Kenny (C)*
38	Poche, Colin (LHP)
61	Ramirez, Erasmo (RHP)*
43	Ramirez, Harold (1B/OF)
57	Rasmussen, Drew (RHP)+
78	Record, Joe (RHP)*
79	Rodriguez, Manuel (RHP)
10	Rosario, Amed (INF)
70	Simon, Ronny (INF)*
22	Siri, Jose (OF)

54	Shenton, Austin (INF)
77	Smith, Burch (RHP)*
23	Snyder, Kyle (Pitching Coach)
59	Springs, Jeffrey (LHP)
90	Sternier, Justin (RHP)*
63	Uceta, Edwin (RHP)*
36	Uwasawa, Naoyuki (RHP)*
67	Waguespack, Jacob (RHP)*
6	Walls, Taylor (INF)
41	White, Colby (RHP)
91	Wiles, Nathan (RHP)*
4	Williams, Brady (3B Coach)
80	Williams, Carson (INF)*
92	Workman, Logan (RHP)*

* NON-ROSTER INVITE + 60-DAY INJURED LIST



ROB BRANTLY

30**C****Robert Jacob Brantly****BATS LEFT****THROWS RIGHT****HEIGHT 6'2"****WEIGHT 200**OPENING DAY AGE **34**MAJOR LEAGUE SERVICE **2 years, 59 days**BORN **7/14/89 in San Diego, CA**RESIDES **Temecula, CA**SIGNING SCOUT **Steve Pack (Tigers)**ACQUIRED **Signed as a free agent, 1/8/24**

2023 | Hit .271 (39-for-144) with 10 2B, 1 HR and 16 RBI in 46 games for Triple-A Buffalo...signed a minor league contract with the Blue Jays on Jan. 6.

2022 | Appeared in one game for the Yankees (May 22 vs. CVS-G2), going 1-for-3 with one double...hit .269 (49-for-182) with 10 2B, 1 3B, 1 HR and 22 RBI in 59 games for Triple-A Scranton/Wilkes-Barre... signed a minor league contract with the Yankees on March 13.

2021 | Appeared in six games for the Yankees, going 3-for-20 (.150) with one double...hit .289 (66-for-228) with 9 2B, 1 3B, 9 HR and 43 RBI in 68 games for Scranton/Wilkes-Barre...played in two games for Tigres del Licey in the Dominican Winter League, going 1-for-8 with an RBI.

2020 | Signed a minor league contract with San Francisco on Jan. 18...was selected by the Giants from their alternate training site on July 23 and appeared in one game...was designated for assignment on July 28 and traded to the Yankees on Aug. 1 in exchange for cash considerations...he did not appear in a game for the remainder of the season and signed a minor league contract with the Yankees on Dec. 12.

2019 | Appeared in one game for the Phillies as a pinch hitter on July 12...spent the remainder of the season with Triple-A Lehigh Valley, hitting .314 (74-for-236) with 13 2B, 2 3B, 6 HR and 28 RBI in 82 games...hit .177 (6-for-36) in 13 games for Toros del Este in the DWL.

2018 | Hit .210 (48-for-229) with 11 2B and 2 HR in 74 games between Triple-A Gwinnett and Triple-A Columbus...was released by Gwinnett on July 18 and signed a minor league contract with Cleveland on July 21...signed a minor league contract with the Phillies on Dec. 21.

2017 | Hit .290 (9-for-31) with 2 HR in 14 games for the White Sox...began the season with Triple-A Louisville before his release on June 29...signed

a minor league contract with the White Sox the same day and had his contract selected by Chicago on Aug. 26...signed a minor league contract with the Braves on Dec. 12.

2016 | Hit .244 (74-for-303) with 13 2B, 1 3B, 14 HR and 43 RBI in 85 games for Triple-A Tacoma...was claimed off waivers from the White Sox on March 12.

2015 | Hit .121 (4-for-33) in 14 games for the White Sox...hit .310 (63-for-203) with 9 2B, 1 3B, 8 HR and 38 RBI in 53 games between Triple-A Charlotte and Double-A Birmingham.

2014 | Hit .255 (93-for-364) with 15 2B, 2 3B, 4 HR and 37 RBI in 101 games for Triple-A New Orleans...was claimed off waivers by the White Sox on Dec. 8 from the Marlins.

2013 | In 67 games for the Marlins, hit .211 (47-for-223) with 9 2B, 1 HR and 18 RBI...appeared in 20 games for New Orleans, batting .186 (13-for-70).

2012 | On July 23, was acquired by Miami from Detroit in a five-player trade involving RHP Anibal Sánchez...hit .290 (29-for-100) with 8 2B and 3 HR in 31 games for the Marlins...made his major league debut on Aug. 12 vs. Philadelphia and recorded his first career hit on Aug. 16 at Colorado (2B off Adam Ottavino).

2011 | Hit .274 (118-for-430) with 22 2B, 1 3B, 10 HR and 62 RBI in 114 games between Class-A West Michigan and Class-A Lakeland.

2010 | Hit .255 (48-for-188) with 10 2B across 52 games in his professional debut with West Michigan.

PERSONAL | Was selected by the Tigers in the third round of the 2010 First-Year Player Draft out of the University of California, Riverside...was previously selected by the Nationals in the 46th round of the 2008 First-Year Player Draft, but did not sign.



CAREER BATTING

YEAR	CLUB	AVG	G	AB	R	H	2B	3B	HR	RBI	SH	SF	HB	BB-I	SO	SB	CS	GDP	OBP	SLG
2010	West Michigan	.255	52	188	26	48	10	1	1	21	1	0	5	23-0	22	2	2	9	.352	.335
2011	West Michigan	.303	75	284	42	86	16	1	7	44	3	1	5	24-3	39	2	2	12	.366	.440
	Lakeland	.219	39	146	16	32	6	0	3	18	0	4	0	5-0	17	0	0	4	.239	.322
2012	Erie	.311	46	180	16	56	16	1	3	24	0	1	2	12-0	17	0	3	4	.359	.461
	Toledo	.254	36	130	11	33	4	0	0	6	0	1	1	7-0	25	0	0	5	.295	.285
2013	New Orleans	.365	14	52	7	19	4	0	2	11	0	0	1	1-0	9	0	0	0	.389	.558
	Miami	.290	31	100	14	29	8	0	3	8	0	0	0	13-2	16	1	1	1	.372	.460
2014	Miami	.211	67	223	11	47	9	0	1	18	0	3	2	15-1	53	0	0	8	.263	.265
	New Orleans	.186	20	70	9	13	3	0	1	3	1	0	0	3-0	8	0	0	4	.219	.271
2015	New Orleans	.255	101	364	38	93	15	2	4	37	0	7	1	20-1	61	0	0	5	.291	.341
2016	Birmingham	.325	30	117	13	38	6	1	4	22	0	0	1	3-0	14	0	1	4	.347	.496
	Charlotte	.291	23	86	11	25	3	0	4	16	0	3	0	5-0	17	0	0	1	.319	.465
	Chicago-AL	.121	14	33	3	4	1	0	1	6	0	1	0	2-0	8	0	0	1	.167	.242
2017	Tacoma	.244	85	303	34	74	13	1	14	43	1	1	2	8-0	53	0	1	6	.268	.432
2018	Louisville	.298	46	168	21	50	6	1	5	16	0	1	9	9-0	25	3	2	5	.335	.435
	Charlotte	.286	37	119	18	34	5	0	5	30	0	4	8	11-0	14	0	1	3	.373	.454
	Chicago-AL	.290	14	33	4	9	1	0	2	5	0	0	2	3-0	14	0	0	0	.389	.516
2019	Gwinnett	.218	58	188	16	41	11	0	1	19	0	3	3	7-0	37	0	0	9	.254	.293
	Columbus	.171	16	41	4	7	0	0	1	2	0	0	3	1-0	12	0	0	2	.244	.244
2020	Lehigh Valley	.314	82	236	32	74	13	2	6	28	0	0	4	32-4	29	0	0	7	.404	.462
	Philadelphia	.000	1	1	0	0	0	0	0	0	0	0	0	0-0	1	0	0	0	.000	.000
2021	San Francisco	.000	1	3	0	0	0	0	0	0	0	0	0	0-0	0	0	0	0	.000	.000
2022	Scranton/W-B	.289	68	228	35	66	9	1	9	43	0	2	14	20-1	41	1	0	4	.379	.456
	New York-AL	.150	6	20	0	3	1	0	0	0	0	0	1	0-0	4	0	0	0	.190	.200
2023	Scranton/W-B	.269	59	182	18	49	10	1	1	22	0	1	7	11-0	32	1	0	5	.333	.352
	New York-AL	.333	1	3	0	1	1	0	0	0	0	0	0	0-0	0	0	0	0	.333	.667
2023	Buffalo	.271	46	144	22	39	10	0	1	16	0	3	12	18-0	21	0	0	3	.390	.361
Minor League Totals		.272	933	3226	389	877	160	13	72	421	6	32	70	220-9	493	9	12	92	.329	.396
Major League Totals		.225	135	414	32	93	21	0	7	37	0	4	5	33-3	96	1	1	10	.287	.326

DID YOU KNOW?

162 LANDING

In 2012, the Rays introduced a new seating area to commemorate the team's dramatic clinching of the 2011 AL Wild Card in Game 162, the final day the regular season. The Seminole Hard Rock Tampa 162 Landing is located off Left Field Street at the point where Evan Longoria's 12th-inning walk-off home run landed, clinching the Rays third postseason berth. The entrance to the area is open to the public, and includes a time-line chronicling the events at Tropicana Field and Oriole Park at Camden Yards from that historic evening. The area also features a screen with video highlights and interviews, as well as unique photos and displays, all surrounding Game 162.



TREVOR BRIGDEN

85

RHP



Trevor Harrison Brigden

BATS **LEFT**

THROWS **RIGHT**

HEIGHT **6'3"**

WEIGHT **205**

OPENING DAY AGE **28**

MAJOR LEAGUE SERVICE **None**

BORN **9/20/95** in **Toronto, CAN**

RESIDES **Toronto, CAN**

SIGNING SCOUT **Paul Kirsch (Rays)**

ACQUIRED **Selected in the 17th round of the 2019 First-Year Player Draft**

2023 | Went 4-4 with a 3.46 ERA (78.0IP, 30ER) and two saves in 44 appearances (2GS) for Triple-A Durham...his 44 appearances were tied for second most among all Rays farmhands behind Michael Mercado (52G)...threw 1.1 scoreless innings with three strikeouts across two relief appearances for Team Canada in the 2023 World Baseball Classic.

2022 | Split the season between Durham and Double-A Montgomery, going 5-5 with a 3.05 ERA (59.0IP, 20ER) and three saves in 37 appearances.

2021 | Went 7-2 with a 4.59 ERA (49.0IP, 25ER) in 31 appearances (2GS) across three Rays affiliates... went 1-0 with a 4.73 ERA (13.1IP, 7ER) in 11

appearances for the Scottsdale Scorpions in the Arizona Fall League.

2020 | Was not part of the Rays 60-man player pool and did not pitch following the cancellation of the minor league season.

2019 | Went 3-1 with a 2.45 ERA (18.1IP, 5ER) in his professional debut with Rookie-level Princeton.

PERSONAL | Was selected out of Okanagan College in British Columbia...went 6-0 with a 2.00 ERA (36.0IP, 8ER) and 64 strikeouts in seven appearances (5GS) in his junior season at Okanagan and first as a starter...was the first player ever selected out of Okanagan.

CAREER PITCHING

YEAR	CLUB	W	L	ERA	G	GS	CG	SHO	SV	IP	H	R	ER	HR	HB	BB-I	SO	WP	BK	
2019	Princeton	3	1	2.45	10	1	0	0	1	18.1	14	7	5	5	1	1-0	23	0	0	
2020		Did Not Pitch																		
2021	Charleston	1	1	3.27	6	0	0	0	2	11.0	6	5	4	0	1	4-1	25	0	0	
	Bowling Green	6	0	2.97	23	1	0	0	1	36.1	24	15	12	6	1	7-2	42	0	0	
	Durham	0	1	48.60	2	1	0	0	0	1.2	8	9	9	2	0	2-0	2	1	0	
2022	Montgomery	4	5	3.28	30	0	0	0	3	46.2	39	20	17	6	1	8-1	63	0	0	
	Durham	1	0	2.19	7	0	0	0	0	12.1	8	3	3	2	1	1-0	17	0	0	
2023	Durham	4	4	3.46	44	2	0	0	2	78.0	55	33	30	9	3	40-1	95	3	1	
Minor League Totals		19	12	3.52	122	5	0	0	9	204.1	154	92	80	30	8	63-5	267	4	1	



WILL VRAGOVIC / TAMPA BAY RAYS





RUBEN CARDENAS

71 OF

Ruben Jaime Cardenas

BATS **RIGHT** / THROWS **RIGHT** / HEIGHT **5'11"** / WEIGHT **215**

OPENING DAY AGE **26** / MAJOR LEAGUE SERVICE **None**

BORN **10/10/97** in Burbank, CA / RESIDES **Santa Clarita, CA**

SIGNING SCOUT **David Compton (Cleveland)**

ACQUIRED **From Cleveland along with international slot money in exchange for INF Christian Arroyo and RHP Hunter Wood, 7/28/19**

2023 | Hit .269 (128-for-476) with 26 2B, 3 3B, 22 HR and 82 RBI in 132 games for Triple-A Durham... ranked among Rays minor leaguers in doubles (2nd), RBI (4th), total bases (4th, 226), XBH (T4th, 51), hits (5th) and homers (6th)...named to the Rays Organizational All-Star Team by MLB.com...hit .412 (7-for-17) and 2 2B, 1 HR and 4 RBI in six games for Gigantes del Cibao in the Dominican Winter League.

2022 | Had 14 2B, 16 HR and 41 RBI in 82 games for Durham...went 8-for-13 with 3 HR in a four-game rehab assignment for the FCL Rays...tied for fifth among Rays minor leaguers in homers.

2021 | Hit .292/.333/.523 (119-for-407) with 13 2B, 3 3B, 25 HR and 78 RBI in 105 games between Class-A Bowling Green and Double-A Montgomery... ranked among Rays minor leaguers in homers (2nd), RBI (T2nd), hits (3rd), total bases (3rd, 213), runs (T7th, 69) and XBH (T9th, 41)...named Southern League Player of the Month for July after

hitting .340 (35-for-103) with 4 2B, 3 3B, 8 HR and 22 RBI in 26 games.

2020 | Was not part of the Rays 60-man player pool and did not play following the cancellation of the minor league season.

2019 | Acquired from Cleveland on July 28 in a three-player deal...played in 114 minor league games between the Cleveland and Tampa Bay systems...hit .271 (117-for-431) with 24 2B, 7 3B, 13 HR and 70 RBI.

2018 | Hit .308 (44-for-143) in 42 games between AZL Cleveland and Rookie-level Mahoning Valley... named to the AZL postseason All-Star Team.

PERSONAL | Selected by Cleveland in the 16th round of the 2018 First-Year Player Draft out of Cal State Fullerton...previously selected by the Marlins in the 37th round of the 2015 First-Year Player Draft out of Bishop Alemany (Calif.) High School, but did not sign.

CAREER BATTING

YEAR	CLUB	AVG	G	AB	R	H	2B	3B	HR	RBI	SH	SF	HB	BB-I	SO	SB	CS	GDP	OBP	SLG
2018	AZL Cleveland 1	.300	37	130	20	39	13	3	0	26	1	0	3	18-0	19	3	0	3	.397	.446
	Mahoning Valley	.385	5	13	5	5	2	0	0	4	0	0	0	5-0	1	0	1	0	.556	.538
2019	Lake County	.284	84	320	44	91	19	6	10	54	1	3	3	27-2	69	9	7	7	.343	.475
	Bowling Green	.234	30	111	14	26	5	1	3	16	0	1	2	13-2	21	2	3	3	.323	.378
2020		Did Not Play																		
2021	Bowling Green	.368	30	117	26	43	4	0	10	31	0	2	1	12-1	31	3	1	1	.424	.658
	Montgomery	.262	75	290	43	76	9	3	15	47	0	4	3	12-0	84	3	3	6	.294	.469
2022	Durham	.208	82	284	40	59	14	2	16	41	0	1	1	32-0	93	5	4	4	.289	.440
	FCL Rays	.615	4	13	7	8	0	0	3	5	0	0	1	4-0	0	2	0	0	.722	1.308
2023	Durham	.269	132	476	82	128	26	3	22	82	0	5	7	62-0	145	8	12	10	.358	.475
Minor League Totals		.271	479	1754	281	475	92	18	79	306	2	16	21	185-5	463	35	31	34	.345	.479



YU CHANG

Yu-Cheng Chang

19

INF



BATS **RIGHT**

THROWS **RIGHT**

HEIGHT **6'1"**

WEIGHT **215**

OPENING DAY AGE **28**

MAJOR LEAGUE SERVICE **3 years, 142 days**

BORN **8/18/95 in Taitung, Taiwan**

RESIDES **Taitung, Taiwan**

SIGNING SCOUT **Jason Lynn and Allen Lin (Cleveland)**

ACQUIRED **Signed as a free agent, 2/20/24**

2023 | Hit .162 (17-for-105) with 2 2B, 6 HR and 18 RBI in 39 games for Boston...made 30 starts at shortstop and two starts at second base...also appeared at first base (2G) and third base (1G)...hit .276 (21-for-76) with 2 2B, 3 HR and 10 RBI in 20 games between Triple-A Worcester and Double-A Portland...was named the Pool A MVP at the 2023 World Baseball Classic and was selected to the All-Tournament Team after hitting .438 (7-for-16) with 2 2B, 2 HR and 8 RBI in four games for Chinese Taipei.

2022 | Appeared in 69 games between Cleveland, Pittsburgh, Tampa Bay and Boston, batting .208 (35-for-168) with 6 2B, 4 HR and 15 RBI...made 28 starts at second base, 11 at shortstop, six at first base and two at third base...made his third consecutive Opening Day roster with Cleveland...was traded from Cleveland to Pittsburgh on May 30 in exchange for cash considerations...was claimed off waivers by Tampa Bay from Pittsburgh on July 5 and claimed by Boston from Tampa Bay on Sept. 12.

2021 | Hit .228 (54-for-237) in 89 games with Cleveland while setting career highs in doubles (14), triples (3), home runs (9) and RBI (39)...hit .322 (19-for-59) with 5 2B, 4 HR and 13 RBI in 15 games for Triple-A Columbus.

2020 | Made his first career Opening Day roster with Cleveland and had two stints on the major league roster (July 24–Aug. 30 and Sept. 15-24)...hit .182 (2-for-11) across 10 games.

2019 | In his first major league action with Cleveland, hit .178 (13-for-73) in 28 games...made his MLB debut on June 28 at Baltimore...recorded his first career hit on Aug. 25 vs. Kansas City (single off LHP Eric Skoglund) and registered his first home run on Sept. 9 at Los Angeles-AL, a three-run shot off RHP Justin Anderson...hit .253 (64-for-253) with 15 2B, 1 3B, 9 HR and 39 RBI in 68 games for Columbus.

2018 | Named to Cleveland's Organizational All-Star Team by MLB.com after hitting .256 (117-for-457) with 28 2B, 2 3B, 13 HR and 62 RBI in 127 games for Columbus...ranked among the International League in doubles (7th) and RBI (10th)...was named to the IL midseason All-Star Team...was an Arizona Fall League All-Star and was named to the AFL All-Prospect Team after hitting .337 (29-for-86) with 4 2B, 4 HR and 17 RBI in 23 games with the Glendale Desert Dogs.

2017 | Hit .220 (97-for-440) with 24 2B, 5 3B, 24 HR and 66 RBI in 126 games for Double-A Akron...his 24 HR led all MiLB shortstops...ranked among Cleveland farmhands in XBH (1st, 53), HR (4th), triples (T4th), RBI (5th), total bases (T5th, 203) and doubles (7th)...named to the Eastern League midseason All-Star Team.

2016 | In 108 games for Class-A Lynchburg, hit .259 (108-for-417) with 30 2B, 8 3B, 13 HR and 70 RBI...ranked among the Carolina League in triples (T3rd), XBH (5th, 51), runs (5th, 78) and HR (6th)...his eight triples were tied for the most among Cleveland minor leaguers...was named to the CL midseason and postseason All-Star Teams.

2015 | Hit .232 (91-for-393) with 16 2B, 4 3B, 9 HR and 52 RBI in 105 games for Class-A Lake County.

2014 | Made his professional debut with AZL Cleveland, batting .346 (55-for-159) with 9 2B, 4 3B, 6 HR and 25 RBI across 42 games...was named to the AZL postseason All-Star Team and was named a Rookie All-Star by *Baseball America*.

PERSONAL | Signed with Cleveland as a free agent on June 3, 2013...won a Gold Medal with Chinese Taipei at the 29th Asian Baseball Championship in 2019...is of Taiwanese aboriginal descent and is a member of the Amis tribe, which is 1 of 16 officially recognized Taiwanese aboriginal groups.



CAREER BATTING

YEAR	CLUB	AVG	G	AB	R	H	2B	3B	HR	RBI	SH	SF	HB	BB-I	SO	SB	CS	GDP	OBP	SLG
2014	AZL Cleveland	.346	42	159	39	55	9	4	6	25	0	1	3	18-1	28	6	1	3	.420	.566
2015	Lake County	.232	105	393	52	91	16	4	9	52	7	4	9	27-0	103	5	6	7	.293	.361
2016	Lynchburg	.259	108	417	78	108	30	8	13	70	4	7	4	45-0	110	11	3	4	.312	.463
2017	Akron	.220	126	440	72	97	24	5	24	66	2	5	9	52-0	134	11	4	7	.312	.461
2018	Columbus	.256	127	457	56	117	28	2	13	62	3	5	9	44-1	144	4	3	9	.330	.411
2019	Columbus	.268	39	142	20	38	14	2	3	20	0	3	2	15-0	23	0	1	1	.340	.458
	Cleveland	.268	39	142	20	38	14	2	3	20	0	3	2	15-0	23	0	1	1	.340	.458
2020	Cleveland	.268	39	142	20	38	14	2	3	20	0	3	2	15-0	23	0	1	1	.340	.458
2021	Cleveland	.228	89	237	32	54	14	3	9	39	0	1	2	11-0	69	1	0	4	.267	.426
	Columbus	.322	15	59	9	19	5	0	4	13	0	0	2	5-0	19	1	2	1	.394	.610
2022	Cleveland	.000	4	10	0	0	0	0	0	0	0	0	0	0-0	7	0	0	0	.000	.000
	Akron	.200	2	5	0	1	0	0	0	0	0	0	0	0-0	2	0	0	0	.200	.200
	Columbus	.167	6	18	1	3	1	0	0	4	0	1	0	5-0	5	0	0	0	.333	.222
	Pittsburgh	.167	18	42	5	7	1	0	1	2	0	0	3	4-0	18	0	1	1	.286	.262
	Tampa Bay	.260	36	96	11	25	3	0	3	12	0	2	0	7-0	27	0	0	3	.305	.385
	Boston	.150	11	20	3	3	2	0	0	1	0	0	1	5-0	7	0	0	1	.346	.250
2023	Boston	.162	39	105	12	17	2	0	6	18	2	0	2	3-0	34	4	0	2	.200	.352
	Worcester	.323	16	62	10	20	2	0	3	10	0	0	0	4-0	13	2	0	3	.364	.500
	Portland	.071	4	14	1	1	0	0	0	0	0	0	0	1-0	4	0	0	0	.133	.071
Minor League Totals		.253	619	2277	363	576	130	24	81	341	16	26	37	227-3	629	44	20	38	.327	.438
Major League Totals		.204	235	594	72	121	24	4	20	79	2	3	8	43-0	188	5	1	17	.265	.359



WILL VRAGOVIC / TAMPA BAY RAYS



LOGAN DRISCOLL

68**C**

Logan Rylee Driscoll

BATS LEFT**THROWS RIGHT****HEIGHT 6'1"****WEIGHT 230**OPENING DAY AGE **26**MAJOR LEAGUE SERVICE **None**BORN **11/3/97** in **Colorado Springs, CO**RESIDES **Durham, NC**SIGNING SCOUT **Daniel Sader (Padres)**ACQUIRED **From the San Diego Padres along with OF Manuel Margot in exchange for RHP Emilio Pagán, 2/8/20**

2023 | Hit .263/.331/.414 (101-for-384) with 18 2B, 2 3B, 12 HR and 58 RBI in 104 games between Triple-A Durham and Double-A Montgomery.

2022 | Limited to 60 games due to two stints on the 7-day IL.

2021 | Split the season between three teams in the Rays system...hit .295/.374/.478 (61-for-207) with 18 2B, 6 HR and 28 RBI in 57 games.

2020 | Acquired from the Padres along with OF Manuel Margot on Feb. 8 in exchange for RHP Emilio Pagán...was not part of the Rays 60-man

player pool and did not play following the cancellation of the minor league season.

2019 | Led Rookie-level Tri-City with a .458 SLG and tied for the team lead with 14 2B...hit .316 (6-for-19) with 2 HR in six games for the Peoria Javelinas in the Arizona Fall League.

PERSONAL | Selected by the Padres in Competitive Balance Round B of the 2019 First-Year Player Draft out of George Mason (Va.) University.

CAREER BATTING

YEAR	CLUB	AVG	G	AB	R	H	2B	3B	HR	RBI	SH	SF	HB	BB-I	SO	SB	CS	GDP	OBP	SLG
2019	Tri-City	.268	39	142	20	38	14	2	3	20	0	3	2	15-0	23	0	1	1	.340	.458
2020										Did Not Play										
2021	Charleston	.324	30	111	18	36	9	1	4	15	0	1	4	12-0	37	2	0	0	.406	.532
	FCL Rays	.444	3	9	3	4	2	0	0	3	0	0	0	4-0	2	0	1	0	.615	.667
	Bowling Green	.241	24	87	13	21	7	0	2	10	0	2	0	8-0	25	0	0	1	.299	.391
2022	Bowling Green	.229	60	205	29	47	8	1	7	39	1	3	6	30-0	53	3	1	0	.340	.380
2023	Montgomery	.263	84	316	52	83	14	2	10	43	0	4	11	22-0	90	4	1	3	.329	.415
	Durham	.265	20	68	13	18	4	0	2	15	0	0	1	7-0	20	0	1	0	.342	.412
Minor League Totals		.263	260	938	148	247	58	6	28	145	1	13	24	98-0	250	9	5	5	.344	.428

DID YOU KNOW?

RAYS RECORDS ON HOLIDAYS

Opening Day

14-12

Father's Day

12-13

Easter

10-6

Independence Day

9-16

Mother's Day

12-13

Labor Day

9-13

Memorial Day

8-14



EVAN EDWARDS

95 INF



Daniel Evan Edwards

BATS LEFT	THROWS LEFT	HEIGHT 6'1"	WEIGHT 210
OPENING DAY AGE 26		MAJOR LEAGUE SERVICE None	
BORN 6/21/97 in Greensboro, NC		RESIDES Greensboro, NC	
SIGNING SCOUT Blake Newsome (Marlins)			
ACQUIRED From the Miami Marlins in exchange for RHP John Curtiss, 2/17/21			

2023 | Split the season between Double-A Montgomery (95G) and Triple-A Durham (11G), earning a Sept. 12 promotion...hit .251/.356/.467 (85-for-338) with 13 2B, 6 3B, 16 HR, 69 RBI and 51 BB in 106 games between the two stops...ranked among Rays farmhands in triples (T6th) and RBI (8th).

2022 | Limited to 72 games between Montgomery and the FCL Rays...was on the 7-day IL from May 13-July 7 and completed a rehab assignment with the FCL Rays from June 23-July 5...batted .220 (47-for-214) with 12 HR and 37 RBI in 66 games with Montgomery.

2021 | Spent the entire season with Class-A Bowling Green after being acquired by the Rays in an offseason trade...batted .226 (75-for-332) with 11 2B, 1 3B, 22 HR and 58 RBI over 94 games...ranked among Rays minor leaguers in HR (4th) and walks (T6th)...named High-A East League Player of the Week on Aug. 22 after hitting .333 (7-for-21) with 3

HR, 7 RBI and a 1.392 OPS during a six-game series in his native Greensboro.

2020 | Was not a member of the Marlins 60-player pool and did not play following the cancellation of the minor league season.

2019 | Began his professional career with Class-A Batavia and Class-A Clinton, producing a combined .281/.357/.442 (77-for-274) with 25 XBH (9HR) and 50 RBI across 73 games...named a Marlins Organizational All-Star by MLB.com.

PERSONAL | Selected by the Marlins in the fourth round of the 2019 First-Year Player Draft out of North Carolina State...as a senior, hit .330 and led the Wolfpack in RBI (60), walks (51) and on-base pct. (.455)...was one of two players in the nation in 2019 to start every game for his team and not commit an error...began his collegiate career at USC Lancaster, where he posted a .342 (52-for-152) average and 1.272 OPS with 17 HR and 57 RBI over 57 games as a sophomore.

CAREER BATTING

YEAR	CLUB	AVG	G	AB	R	H	2B	3B	HR	RBI	SH	SF	HB	BB-I	SO	SB	CS	GDP	OBP	SLG
2019	Batavia	.222	5	18	1	4	1	0	1	2	0	0	0	2-0	9	1	0	0	.300	.444
	Clinton	.285	68	256	32	73	14	1	8	48	0	1	3	28-0	74	3	0	2	.361	.441
2020										Did Not Play										
2021	Bowling Green	.226	94	332	55	75	11	1	22	58	0	2	6	56-0	137	6	1	5	.346	.464
2022	Montgomery	.220	66	214	30	47	6	1	12	37	0	3	6	38-0	90	6	2	2	.349	.425
	FCL Rays	.421	6	19	7	8	0	1	2	11	0	1	0	7-0	5	1	0	0	.556	.842
2023	Montgomery	.249	95	305	38	76	13	5	15	64	0	3	6	43-0	116	16	1	5	.350	.472
	Durham	.273	11	33	5	9	0	1	1	5	0	1	0	8-0	12	1	0	1	.405	.424
Minor League Totals		.248	345	1177	168	292	45	10	61	225	0	11	21	182-0	443	34	4	15	.356	.459



CARLOS GARCIA

86

RHP



Carlos Daniel Garcia Amparo

BATS **RIGHT**

THROWS **RIGHT**

HEIGHT **6'3"**

WEIGHT **230**

OPENING DAY AGE **25**

MAJOR LEAGUE SERVICE **None**

BORN **11/28/98 in Samaná, DR**

RESIDES **Samaná, DR**

SIGNING SCOUT **Daniel Santana**

ACQUIRED **Signed as a free agent, 12/19/17**

2023 | Split the season between Triple-A Durham and Double-A Montgomery, posting a 3.70 ERA (75.1IP, 31ER) in 38 appearances (2GS)...the 38 appearances tied for ninth most among Rays farmhands...made two appearances for Leones del Escogido in the Dominican Winter League.

2022 | Went 7-1 with a 4.26 ERA (63.1IP, 30ER) in 40 relief appearances between Montgomery and Durham...ranked among Rays minor leaguers in appearances (T7th) and wins (T9th).

2021 | Made 26 appearances (6GS) with Class-A Bowling Green, going 8-2 with a 4.23 ERA (66.0IP, 31ER)...the eight wins were tied for third most among both Rays farmhands and South Atlantic

League pitchers...went 2-0 with a 3.60 ERA (15.0IP, 6ER) in nine relief appearances for the Scottsdale Scorpions in the Arizona Fall League and was named an AFL All-Star.

2020 | Was not part of the Rays 60-man player pool and did not pitch following the cancellation of the minor league season.

2019 | Went 2-0 with a 1.07 ERA (25.1IP, 3ER) and 31 strikeouts across 13 relief appearances between the GCL Rays and Class-A Charlotte...made nine relief appearances for the Australian Baseball League's Perth Heat, going 2-0 with a 1.72 ERA (15.2IP, 3ER).

2018 | Went 2-0 with a 0.81 ERA (33.1IP, 3ER) across 19 appearances (1GS) for the DSL Rays 1.

CAREER PITCHING

YEAR	CLUB	W	L	ERA	G	GS	CG	SHO	SV	IP	H	R	ER	HR	HB	BB-I	SO	WP	BK	
2018	DSL Rays 1	2	0	0.81	19	1	0	0	6	33.1	12	3	3	0	5	13-0	35	2	0	
2019	GCL Rays	1	0	1.29	11	0	0	0	0	21.0	20	4	3	0	4	11-0	25	0	0	
	Charlotte	1	0	0.00	2	0	0	0	0	4.1	1	0	0	0	2	1-0	6	0	0	
2020		Did Not Pitch																		
2021	Bowling Green	8	2	4.23	26	6	0	0	0	66.0	54	36	31	9	5	27-0	63	2	0	
2022	Montgomery	7	1	4.35	39	0	0	0	3	62.0	50	32	30	9	4	29-0	73	5	0	
	Durham	0	0	0.00	1	0	0	0	0	1.1	0	0	0	0	0	0-0	1	0	0	
2023	Montgomery	3	1	4.06	20	0	0	0	0	37.2	29	18	17	3	4	24-2	49	2	0	
	Durham	2	3	3.35	18	2	0	0	1	37.2	29	16	14	6	3	21-0	39	1	0	
Minor League Totals		24	7	3.35	136	9	0	0	10	263.1	195	109	98	27	27	126-2	291	12	0	

DID YOU KNOW?

ALL-STAR GAMES

The 2024 All-Star Game will be held on Tuesday, July 16 at Globe Life Field in Arlington. It is the second time the Rangers have hosted the Midsummer Classic (1995). The Rays are the only current club yet to host one.

The pandemic-shortened 2020 season was the first summer in 75 years without an All-Star Game. In 1945, no Midsummer Classic was played due to World War II.

The 2025 All-Star Game will be played at Truist Park in Atlanta.



MICHAEL GOMEZ

87

RHP



Michael Guy Gomez

BATS **RIGHT**

THROWS **RIGHT**

HEIGHT **6'3"**

WEIGHT **210**

OPENING DAY AGE **27**

MAJOR LEAGUE SERVICE **None**

BORN **8/15/96 in Upland, CA**

RESIDES **Upland, CA**

SIGNING SCOUT **Demerius Pittman (Phillies)**

ACQUIRED **Selected from the New York Yankees in the Triple-A phase of the 2023 Rule 5 Draft**

2023 | Made 47 relief appearances for Triple-A Scranton/Wilkes-Barre, going 2-6 with a 5.45 ERA (67.2IP, 41ER)...the 47 appearances were third most among Yankees farmhands.

2022 | Split the season between Scranton/Wilkes-Barre and Double-A Somerset, going 3-5 with a 4.55 ERA (65.1IP, 33ER) in 46 relief appearances...the 46 appearances ranked second among Yankees minor leaguers.

2021 | Went 4-2 with a 3.12 ERA (49.0IP, 17ER) in 31 relief appearances for Somerset...signed a minor league contract with the Yankees on Feb. 21.

2020 | Did not pitch following the cancellation of the minor league season...was released on May 29.

2019 | Made 18 relief appearances across three levels of the Phillies system, going 2-0 with a 1.15 ERA (31.1IP, 4ER), 0.86 WHIP and .174 opponent average (19-for-109).

2018 | Made his professional debut with GCL Phillies West, going 1-0 with a 3.52 ERA (7.2IP, 3ER) across six relief appearances.

PERSONAL | Signed with the Phillies as a non-drafted free agent on July 17, 2018 following two seasons at California Polytechnic State University, Pomona.

CAREER PITCHING

YEAR	CLUB	W	L	ERA	G	GS	CG	SHO	SV	IP	H	R	ER	HR	HB	BB-I	SO	WP	BK
2018	GCL Phillies West	1	0	3.52	6	0	0	0	0	7.2	9	5	3	0	0	5-0	5	1	0
2019	Williamsport	0	0	1.93	3	0	0	0	0	4.2	3	1	1	0	0	1-0	6	0	0
	Lakewood	1	0	0.00	5	0	0	0	1	8.1	2	0	0	0	1	1-0	6	0	0
	Clearwater	1	0	1.47	10	0	0	0	1	18.1	14	3	3	1	1	6-0	22	3	0
2020										Did Not Pitch									
2021	Somerset	4	2	3.12	31	0	0	0	2	49.0	38	24	17	4	6	14-0	50	3	0
2022	Somerset	0	0	0.00	2	0	0	0	0	4.0	1	0	0	0	1	4-0	5	0	0
	Scranton/W-B	3	5	4.84	44	0	0	0	0	61.1	65	40	33	4	11	33-2	54	3	1
2023	Scranton/W-B	2	6	5.45	47	0	0	0	1	67.2	65	50	41	7	12	43-0	61	5	1
Minor League Totals		12	13	3.99	148	0	0	0	5	221.0	197	123	98	16	32	107-2	209	15	2



WILL VRAGOVIC / TAMPA BAY RAYS



C.J. HINOJOSA

94

INF



Christopher Jesse Hinojosa (HIN-uh-HO-suh)

BATS **RIGHT**

THROWS **RIGHT**

HEIGHT **5'10"**

WEIGHT **190**

OPENING DAY AGE **29**

MAJOR LEAGUE SERVICE **None**

BORN **7/15/94** in **Houston, TX**

RESIDES **Spring, TX**

SIGNING SCOUT **Todd Thomas (Giants)**

ACQUIRED **Signed as a free agent, 1/29/24**

2023 | Appeared in 91 games for Triple-A Jacksonville, hitting .244 (82-for-336) with 13 2B, 2 3B, 7 HR and 38 RBI...played 14 games for Jalisco in the Mexican Pacific Winter League.

2022 | Hit .291/.359/.482 (134-for-461) with 33 2B, 2 3B, 17 HR and 83 RBI in 122 games with Triple-A El Paso...ranked among Padres farmhands in doubles (2nd), RBI (T2nd) and total bases (3rd, 222)...signed a minor league contract with the Padres on March 13.

2021 | Spent the season with Triple-A Sugar Land, batting a career-high .316 (131-for-414)...led all of Triple-A in doubles (35) and also ranked in hits (T4th) and average (7th)...named an Astros Organizational All-Star and to the Pacific Coast League postseason All-Star Team by MLB.com...signed a minor league contract with Houston on Jan. 25.

2020 | Played 22 games for the Sugar Land Lightning Sloths in the independent Constellation Energy League following the cancellation of the minor league season.

2019 | Appeared in 120 games with Double-A Biloxi, batting .280 (116-for-415) with 8 HR and 45 RBI...traded to the Brewers for C Erik Kratz on March 24.

2018 | Split the season between Class-A San Jose (7G) and Double-A Richmond (67G)...hit .261 (66-

for-253) with 18 XBH and 26 RBI for Richmond...served a 50-game suspension after testing positive for a banned substance while recovering from a ruptured Achilles...played 16 games for the Scottsdale Scorpions in the Arizona Fall League.

2017 | Over 99 games with Double-A Richmond, hit .265 (99-for-373) with 20 XBH and 35 RBI...named to the Eastern League midseason All-Star Team.

2016 | Split the season between Class-A San Jose (69G) and Double-A Richmond (57G), earning a June 30 promotion after receiving a California League midseason All-Star Team selection...hit .274 (133-for-486) with 21 2B, 5 3B, 9 HR, 53 RBI and 56 BB between the two clubs...named an MLB.com Organizational All-Star following the season.

2015 | Began his professional career with Class-A Salem-Keizer, leading the club in doubles (18) while slashing .296/.328/.482 (56-for-189) over 48 games.

PERSONAL | Selected by the Giants in the 11th round of the 2015 First-Year Player Draft following three seasons at the University of Texas...earned College World Series All-Tournament Team honors in 2015...earned a roster spot on the 2013 U.S. Collegiate National Team...originally selected by the Astros in the 26th round of the 2013 First-Year Player Draft out of Klein Collins (Texas.) High School.

CAREER BATTING

YEAR	CLUB	AVG	G	AB	R	H	2B	3B	HR	RBI	SH	SF	HB	BB-I	SO	SB	CS	GDP	OBP	SLG
2015	Salem-Keizer	.296	48	189	24	56	18	1	5	19	2	2	2	8-0	15	2	3	7	.328	.481
2016	San Jose	.296	69	260	45	77	14	3	6	34	3	3	0	36-0	46	1	4	8	.378	.442
	Richmond	.248	57	226	27	56	7	2	3	19	1	2	2	20-1	43	1	0	6	.312	.336
2017	Richmond	.265	99	373	47	99	16	0	4	35	6	5	2	31-1	42	5	4	12	.321	.340
2018	San Jose	.308	7	26	2	8	1	0	0	2	0	0	0	2-0	6	1	0	0	.357	.346
	Richmond	.261	67	253	26	66	14	1	3	26	2	2	2	24-0	28	5	3	7	.327	.360
2019	Biloxi	.280	120	415	51	116	24	1	8	45	2	4	0	39-3	61	3	5	10	.338	.400
2020	Sugar Land (IND)	.222	22	63	6	14	2	0	1	5	0	1	0	8-0	13	1	0	5	.306	.302
2021	Sugar Land	.316	104	414	68	131	35	0	11	67	1	4	1	23-1	77	4	2	9	.351	.481
2022	El Paso	.291	122	461	69	134	33	2	17	83	1	5	7	45-3	86	8	2	9	.359	.482
2023	Jacksonville	.244	91	336	37	82	13	2	7	38	1	3	0	20-0	59	5	2	17	.284	.357
Minor League Totals		.248	438	1505	303	373	100	3	87	300	0	13	34	236-5	595	51	17	16	.360	.492



ZAC HOUSTON

Zachary Matthew Houston

BATS **RIGHT** / THROWS **RIGHT** / HEIGHT **6'6"** / WEIGHT **280**

OPENING DAY AGE **29**

MAJOR LEAGUE SERVICE **None**

BORN **11/30/94** in **Slidell, LA**

RESIDES **Poplarville, MS**

SIGNING SCOUT **Justin Henry (Tigers)**

ACQUIRED **Signed as a free agent, 12/14/23**



2023 | Split the season between Double-A Somerset and Triple-A Scranton/Wilkes-Barre, going 3-2 with a 4.43 ERA (42.2IP, 21ER) across 37 appearances (2GS) between the two levels.

2022 | In 48 relief appearances between Triple-A Toledo and Double-A Erie, went 2-7 with a 5.47 ERA (52.2IP, 32ER)...the 48 appearances were tied for seventh most among Tigers farmhands...signed a minor league contract with the Yankees on Dec. 8.

2021 | Made seven appearances (2GS) across three levels of the Tigers system, going 1-0 with a 0.93 ERA (9.2IP, 1ER).

2020 | Was not part of the Tigers 60-man player pool and did not pitch following the cancellation of the minor league season.

2019 | Went 7-2 with a 4.53 ERA (57.2IP, 29ER) in 40 appearances (1GS) between Toledo and Erie.

2018 | Posted a 1.63 ERA (55.1IP, 10ER) across 46 relief appearances between Erie and Toledo...

named to the Tigers Organizational All-Star Team by MLB.com...his 10 saves were fourth most among Tigers farmhands.

2017 | Made 32 relief appearances between Class-A West Michigan and Class-A Lakeland, going 0-1 with a 2.17 ERA (58.0IP, 14ER)...threw 11.1 scoreless innings across nine relief appearances for the Mesa Solar Sox in the Arizona Fall League, striking out 18 batters against one walk while allowing only four hits.

2016 | Made his professional debut between Rookie-level Connecticut and Class-A West Michigan...posted a 0.30 ERA (29.2IP, 1ER) across 20 relief appearances with 49 SO.

PERSONAL | Selected by the Tigers in the 11th round of the 2016 First-Year Player Draft out of Mississippi State University...was *Baseball America's* No. 67 College Prospect entering the draft.

CAREER PITCHING

YEAR	CLUB	W	L	ERA	G	GS	CG	SHO	SV	IP	H	R	ER	HR	HB	BB-I	SO	WP	BK
2016	Connecticut	1	0	0.00	7	0	0	0	0	10.0	7	1	0	0	3	3-0	19	1	0
	West Michigan	1	0	0.46	13	0	0	0	4	19.2	5	1	1	0	4	12-1	30	1	0
2017	West Michigan	0	0	2.53	24	0	0	0	2	46.1	24	13	13	1	10	22-1	71	2	1
	Lakeland	0	1	0.77	8	0	0	0	4	11.2	3	1	1	0	1	8-2	20	0	0
2018	Erie	1	1	2.60	13	0	0	0	0	17.1	8	5	5	1	1	9-0	25	0	0
	Toledo	0	1	1.18	33	0	0	0	10	38.0	20	5	5	2	2	16-0	55	2	0
2019	Toledo	1	1	10.00	17	1	0	0	1	18.0	18	22	20	1	3	14-2	19	2	0
	Erie	6	1	2.04	23	0	0	0	1	39.2	31	12	9	0	0	14-2	49	2	1
2020										Did Not Pitch									
2021	FCL Tigers East	0	0	0.00	1	1	0	0	0	1.0	0	0	0	0	0	0-0	1	0	0
	FCL Tigers West	0	0	0.00	1	1	0	0	0	2.0	1	0	0	0	0	0-0	3	0	0
	West Michigan	1	0	1.35	5	0	0	0	0	6.2	5	1	1	0	2	3-0	13	0	0
2022	Toledo	1	1	7.50	17	0	0	0	0	18.0	20	16	15	3	2	17-0	24	1	0
	Erie	1	6	4.41	31	0	0	0	4	34.2	25	21	17	6	6	23-2	64	1	0
2023	Somerset	0	1	4.02	16	0	0	0	2	15.2	9	7	7	1	7	11-0	27	1	0
	Scranton/W-B	3	1	4.67	21	2	0	0	0	27.0	21	18	14	4	5	17-0	46	0	1
Minor League Totals		16	14	3.18	230	5	0	0	28	305.2	197	123	108	19	46	169-10	466	13	3



NIKO HULSIZER

76 OF



Niko Anthony Hulsizer

BATS RIGHT	THROWS RIGHT	HEIGHT 6'2"	WEIGHT 230
-------------------	---------------------	--------------------	-------------------

OPENING DAY AGE **27**

MAJOR LEAGUE SERVICE **None**

BORN **2/1/97 in Mohnton, PA**

RESIDES **Mohnton, PA**

SIGNING SCOUT **Marty Lamb (Dodgers)**

ACQUIRED **From the Los Angeles Dodgers in exchange for LHP Adam Kolarek, 7/31/19**

2023 | Hit .212/.338/.403 (83-for-392) with 22 2B, 13B, 17 HR and 63 RBI in 119 games for Triple-A Durham...his 70 walks were fourth most among Rays farmhands...hit .203 (16-for-79) with 4 2B, 3 HR and 16 RBI across 25 games for Aguilas del Zulia in the Venezuelan Winter League.

2022 | Played 80 games between Double-A Montgomery and Durham and tied for fifth among Rays minor leaguers with 19 HR...hit .279 (73-for-262) with 19 2B, 18 HR and 56 RBI in 71 games with Montgomery...hit .258 (23-for-89) with 4 2B, 4 HR and 14 RBI in 24 games for Aguilas del Zulia.

2021 | Hit .245/.343/.506 (80-for-326) with 20 2B, 21 HR and 76 RBI in 95 games between Class-A Bowling Green and Montgomery...ranked among Rays minor leaguers in RBI (4th), homers (T7th), XBH (8th, 42) and runs (9th, 67)...named High-A East Player of the Month for June, batting .325 (25-for-77) with 5 2B, 10 HR and 30 RBI.

2020 | Was not part of the Rays 60-man player pool and did not play following the cancellation of the minor league season.

2019 | Acquired by the Rays from the Dodgers on July 31 in exchange for LHP Adam Kolarek...hit .258 (87-for-337) with 25 2B, 21 HR and 72 RBI in 96 games across four teams in the Dodgers and Rays systems...named the Midwest League Player of the Month for May, batting .330 (33-for-100) with 7 2B, 10 HR and 26 RBI...hit .270 (37-for-137) with 10 2B, 10 HR and 35 RBI in 40 games for the Perth Heat in the Australian Baseball League.

2018 | Made his professional debut with Rookie-level Ogden and ranked among team leaders in doubles (T2nd, 13), homers (T3rd, 9) and RBI (6th, 32).

PERSONAL | Selected by the Dodgers in the 18th round of the 2018 First-Year Player Draft out of Morehead State (KY) University...named Ohio Valley Conference Co-Player of the Year as a sophomore.

CAREER BATTING

YEAR	CLUB	AVG	G	AB	R	H	2B	3B	HR	RBI	SH	SF	HB	BB-I	SO	SB	CS	GDP	OBP	SLG
2018	Ogden	.281	48	160	47	45	13	0	9	32	0	1	11	30-0	52	12	2	5	.426	.531
2019	Great Lakes	.268	58	209	46	56	17	1	15	49	0	2	8	37-3	75	4	1	0	.395	.574
	R. Cucamonga	.259	25	85	15	22	6	0	5	18	0	3	1	9-0	33	3	2	1	.327	.506
	GCL Rays	.111	4	9	0	1	0	0	0	1	0	0	0	2-0	4	0	1	0	.273	.111
	Charlotte	.235	9	34	4	8	2	0	1	4	0	1	0	4-0	11	0	1	1	.308	.382
2020	Did Not Play																			
2021	Bowling Green	.248	44	153	36	38	10	0	13	41	0	0	2	25-1	70	7	0	1	.361	.569
	Montgomery	.243	51	173	31	42	10	1	8	35	0	1	2	20-0	78	2	0	1	.327	.451
2022	Montgomery	.279	71	262	46	73	19	0	18	56	0	1	3	34-0	102	14	3	2	.367	.557
	Durham	.179	9	28	5	5	1	0	1	1	0	0	0	5-0	14	2	1	1	.303	.321
2023	Durham	.212	119	392	73	83	22	1	17	63	0	4	7	70-1	156	7	6	4	.338	.403
Minor League Totals		.248	438	1505	303	373	100	3	87	300	0	13	34	236-5	595	51	17	16	.360	.492





ALEX JACKSON

40

C

Alexander J. Jackson
BATS **RIGHT**THROWS **RIGHT**HEIGHT **6'2"**WEIGHT **235**OPENING DAY AGE **28**MAJOR LEAGUE SERVICE **1 year, 167 days**BORN **12/25/95 in San Diego, CA**RESIDES **Henderson, NV**SIGNING SCOUT **Gary Patchett (Mariners)**ACQUIRED **From the Milwaukee Brewers in exchange for RHP Evan McKendry, 8/1/23**

2023 | Began the season with Triple-A Nashville and hit .286 (48-for-168) with 7 2B, 1 3B, 12 HR and 35 RBI in 45 games...acquired from Milwaukee on Aug. 1 in exchange for RHP Evan McKendry...hit .281 (16-for-57) with 4 2B, 4 HR and 10 RBI across 14 games with Triple-A Durham...was placed on the 7-day IL on Aug. 25 and missed the remainder of the season.

2022 | After playing one game for Triple-A Jacksonville, was acquired by Milwaukee from Miami on April 5 in exchange for INF Hayden Cantrelle and RHP Alexis Ramirez...hit .250 (3-for-12) in five games with the Brewers and a combined .224 (24-for-107) with 9 2B, 1 3B, 2 HR and 18 RBI in 33 games across the Marlins and Brewers minor league systems...was on the 10-day IL from June 10-July 16 with a left middle finger sprain and the 60-day IL from Aug. 27-end of the season with left wrist inflammation.

2021 | Hit a combined .137 (18-for-131) with 4 2B, 3 HR and 12 RBI in 52 games between the Braves and Marlins...was acquired by the Marlins from the Braves on July 30 in exchange for OF Adam Duvall...was on the injured list from May 2-June 23 with a strained left hamstring...transferred to the 60-day IL on June 24 and reinstated on July 20.

2020 | Played in five games for the Braves over two stints (July 24-28 & Aug. 21-22)...went 2-for-7 (.286) with one double.

2019 | Appeared in four games with the Braves (April 7-13 & Aug. 23)...was on the 60-day IL from Sept. 5-end of the season with a left knee sprain...in 85 games for Triple-A Gwinnett, hit .229 (70-for-306) with 9 2B, 28 HR and 65 RBI...was named to the Braves Organizational All-Star Team by MLB.com...his 28 HR were second most among

Atlanta farmhands and were tied for fifth most in the International League.

2018 | Hit .201 (67-for-333) with 23 2B, 3 3B, 8 HR and 41 RBI in 99 games between Double-A Mississippi and Gwinnett.

2017 | Hit .267 (98-for-367) with 21 2B, 19 HR and 65 RBI in 96 games between Class-A Florida and Mississippi...was named to the Braves Organizational All-Star Team by MLB.com and named a High Class-A All-Star by *Baseball America*...was named to the Arizona Fall League All-Prospect Team after hitting .263 (21-for-80) with 5 2B and 5 HR in 20 games for the Peoria Javelinas.

2016 | Hit .243 (81-for-333) with 20 2B, 1 3B, 11 HR and 55 RBI in 92 games with Clinton...was acquired by the Braves from the Mariners on Nov. 28, along with a player to be named (LHP Tyler Pike on Dec. 9), in exchange for RHP Max Povse and RHP Rob Whalen...he entered the season rated the Mariners No. 1 overall prospect by *Baseball America* for the second straight season.

2015 | Hit .239 (39-for-163) with 11 2B, 1 3B, 8 HR and 25 RBI in 48 games for Rookie-level Everett.

2014 | Made his professional debut with the AZL Mariners and hit .280 (23-for-82) with 6 2B, 2 3B, 2 HR and 16 RBI across 23 games.

PERSONAL | Selected by the Mariners in the first round (No. 6 overall) of the 2014 First-Year Player Draft out of Rancho Bernardo (Calif.) High School...was named *Baseball America's* High School Player of the Year as a senior after hitting .400 with 11 HR and 31 RBI...the publication also tabbed him as the top position player and the No. 4 overall prospect in the 2014 First-Year Player Draft behind LHP Brady Aiken, RHP Tyler Kolek and LHP Carlos Rodón.



CAREER BATTING

YEAR	CLUB	AVG	G	AB	R	H	2B	3B	HR	RBI	SH	SF	HB	BB-I	SO	SB	CS	GDP	OBP	SLG
2014	AZL Mariners	.280	23	82	11	23	6	2	2	16	1	2	0	9-0	24	0	1	1	.344	.476
2015	Clinton	.157	28	108	10	17	6	0	0	13	0	1	6	6-0	35	1	1	2	.240	.213
	Everett	.239	48	163	31	39	11	1	8	25	0	1	12	21-0	61	2	4	2	.365	.466
2016	Clinton	.243	92	333	43	81	20	1	11	55	1	2	11	34-1	103	2	1	4	.332	.408
2017	Florida	.272	66	257	44	70	17	0	14	45	0	1	11	13-2	74	0	1	4	.333	.502
	Mississippi	.255	30	110	12	28	4	0	5	20	0	0	0	10-1	32	0	0	5	.317	.427
2018	Mississippi	.200	64	225	27	45	12	1	5	24	0	1	6	20-2	78	0	0	4	.282	.329
	Gwinnett	.204	35	108	15	22	11	2	3	17	0	2	3	12-1	42	0	0	4	.296	.426
2019	Gwinnett	.229	85	306	52	70	9	0	28	65	0	1	18	20-0	118	1	0	6	.313	.533
	Atlanta	.000	4	13	0	0	0	0	0	0	0	0	1	1-1	5	0	0	1	.133	.000
2020	Atlanta	.286	5	7	0	2	1	0	0	0	0	0	0	0-0	4	0	0	1	.286	.429
2021	Atlanta	.043	10	23	2	1	0	0	0	0	0	0	3	2-1	13	0	0	0	.214	.043
	Gwinnett	.287	30	108	21	31	9	1	11	36	0	1	3	11-1	35	1	0	1	.366	.694
	Miami	.157	42	108	11	17	4	0	3	12	0	0	4	11-0	60	0	0	0	.260	.278
2022	Jacksonville	.000	1	4	0	0	0	0	0	0	0	0	0	0-0	1	0	0	0	.000	.000
	Nashville	.225	31	102	9	23	8	1	2	18	0	2	3	12-0	28	1	0	1	.319	.382
	Milwaukee	.250	5	12	0	3	0	0	0	0	0	0	0-0	7	0	0	0	.250	.250	
	ACL Brewers Blue	1.000	1	1	1	1	1	0	0	0	0	0	0	1-0	0	0	0	0	1.000	2.000
2023	Nashville	.286	45	168	31	48	7	1	12	35	0	1	4	16-0	48	0	0	4	.360	.554
	Durham	.281	14	57	11	16	4	0	4	10	0	0	0	2-0	14	0	0	1	.305	.561
Minor League Totals		.241	593	2132	318	514	125	10	105	379	2	15	77	187-8	693	8	8	39	.323	.457
Major League Totals		.141	66	163	13	23	5	0	3	12	0	0	8	14-2	89	0	0	2	.243	.227



WILL VRAGOVIC / TAMPA BAY RAYS





ANTONIO JIMENEZ

97

LHP

Antonio Jimenez Peña

BATS **LEFT**

THROWS **LEFT**

HEIGHT **5'10"**

WEIGHT **155**

OPENING DAY AGE **22**

MAJOR LEAGUE SERVICE **None**

BORN **5/6/01 in San Pedro de Macoris, DR**

RESIDES **San Pedro de Macoris, DR**

SIGNING SCOUT **Daniel Santana (Rays)**

ACQUIRED **Signed as a free agent, 6/14/18**

2023 | Made 36 appearances (2GS) between Class-A Bowling Green and Double-A Montgomery, going 6-2 with a 3.71 ERA (77.2IP, 32ER).

2022 | Went 11-5 with a 3.74 ERA (108.1IP, 45ER) in 26 appearances (19GS) with Class-A Charleston... the 11 victories were tied for second most in the Carolina League and third most among Rays farmhands...his 123 strikeouts ranked third in both the CL and among Rays minor leaguers.

2021 | Posted a 2.63 ERA (48.0IP, 14ER) with 64 strikeouts in 12 appearances (7GS) between the FCL Rays and Charleston.

2020 | Was not part of the Rays 60-man player pool and did not pitch following the cancellation of the minor league season.

2019 | Went 2-2 with a 2.90 ERA (62.0IP, 20ER) in 14 appearances (13GS) for the DSL Rays 2...his 68 SO were tied for eighth most in the DSL.

2018 | Made his professional debut with the DSL Rays 1 and went 3-1 with a 2.89 ERA (18.2IP, 6ER).

CAREER PITCHING

YEAR	CLUB	W	L	ERA	G	GS	CG	SHO	SV	IP	H	R	ER	HR	HB	BB-I	SO	WP	BK
2018	DSL Rays 1	3	1	2.89	11	0	0	0	1	18.2	17	7	6	0	1	13-0	20	5	0
2019	DSL Rays 2	2	2	2.90	14	13	0	0	0	62.0	44	28	20	0	10	30-0	68	18	0
2020										Did Not Pitch									
2021	FCL Rays	2	0	1.65	8	5	0	0	1	32.2	23	6	6	1	4	7-0	44	2	0
	Charleston	1	1	4.70	4	2	0	0	0	15.1	13	9	8	2	2	7-0	20	2	0
2022	Charleston	11	5	3.74	26	19	0	0	0	108.1	96	50	45	8	8	51-0	123	6	2
2023	Bowling Green	2	2	5.10	11	1	0	0	2	30.0	33	18	17	2	1	10-0	31	0	2
	Montgomery	4	0	2.83	25	1	1	0	2	47.2	39	15	15	10	1	25-0	51	2	0
Minor League Totals		25	11	3.35	99	41	0	0	6	314.2	265	133	117	23	27	143-0	357	35	4

DID YOU KNOW?

EXTRA! EXTRA!

In February 2023, Major League Baseball's joint Competition Committee unanimously voted that extra-inning games in the regular season will begin each half-inning in extras with a runner on second base. The runner placed on second base at the start of each half-inning is the player (or a substitute for such player) in the batting order immediately preceding that half-inning's leadoff hitter. The rule was originally in place on a temporary basis for the 2020-22 seasons.



DOMINIC KEEGAN

82

C



Dominic James Keegan

BATS **RIGHT**

THROWS **RIGHT**

HEIGHT **6'0"**

WEIGHT **230**

OPENING DAY AGE **23**

MAJOR LEAGUE SERVICE **None**

BORN **8/1/00 in Methuen, MA**

RESIDES **Methuen, MA**

SIGNING SCOUT **Steve Ames (Rays)**

ACQUIRED **Selected in the fourth round of the 2022 First-Year Player Draft**

2023 | Hit .287/.386/.466 (107-for-373) with 20 2B, 4 3B, 13 HR and 65 RBI in 106 games between Class-A Charleston and Class-A Bowling Green... named to the Rays Organizational All-Star Team by MLB.com...selected to play in the Arizona Fall League All-Star Game after hitting .340 (18-for-53) with 4 2B, 3 HR and 12 RBI in 15 games for the Peoria Javelinas.

2022 | Split his professional debut between the FCL Rays and Charleston...hit .325/.413/.575 (13-for-40) with 4 2B, 2 HR and 11 RBI in 12 games.

PERSONAL | Appeared in 146 games across four seasons at Vanderbilt University...hit a combined .345/.430/.605 (178-for-516) with 37 2B, 5 3B, 29 HR and 129 RBI...previously selected by the Yankees in the 19th round of the 2021 First-Year Player Draft, but did not sign.

CAREER BATTING

YEAR	CLUB	AVG	G	AB	R	H	2B	3B	HR	RBI	SH	SF	HB	BB-I	SO	SB	CS	GDP	OBP	SLG
2022	FCL Rays	.412	6	17	2	7	4	0	0	5	0	0	0	3-0	4	1	0	0	.500	.647
	Charleston	.261	6	23	4	6	0	0	2	6	0	0	1	2-0	6	0	0	1	.346	.522
2023	Charleston	.315	58	200	34	63	9	4	5	35	0	7	3	31-0	48	2	0	0	.402	.475
	Bowling Green	.254	48	173	26	44	11	0	8	30	0	2	4	28-0	42	0	1	3	.367	.475
Minor League Totals		.291	118	413	66	120	24	4	15	76	0	9	8	64-0	100	3	1	4	.389	.477



WILL VRAGOVIC / TAMPA BAY RAYS





JAKE MANGUM

72 OF

Jake Thomas Mangum

BATS SWITCH	THROWS LEFT	HEIGHT 6'1"	WEIGHT 195
--------------------	--------------------	--------------------	-------------------

OPENING DAY AGE **28** MAJOR LEAGUE SERVICE **None**

BORN **3/8/96 in Flowood, MS** RESIDES **Pearl, MS**

SIGNING SCOUT **Jet Butler (Mets)**

ACQUIRED **From the Miami Marlins (as a player to be named, 12/8/23) along with INF Erick Lara and RHP Andrew Lindsey in exchange for INF Vidal Bruján and RHP Calvin Faucher, 11/17/23**

2023 | Hit .298/.346/.425 (141-for-473) with 29 2B, 8 3B, 5 HR, 52 RBI and 16 SB in 119 games for Triple-A Jacksonville...ranked among Miami farmhands in triples (T1st), doubles (2nd), hits (3rd), total bases (4th, 201) and XBH (7th, 42)...the eight triples were tied for the most in the International League...was acquired from the Marlins on Dec. 18.

2022 | Hit .306/.363/.441 (88-for-288) with 15 2B, 6 3B, 4 HR, 35 RBI and 14 SB in 72 games across three levels of the Mets system...the six triples were tied for second most among New York minor leaguers...named to the Mets Organizational All-Star Team by MLB.com...acquired by the Marlins on Dec. 7 as the player to be named in a trade involving RHP Jeff Brigham and RHP Elieser Hernández.

2021 | In 84 games between Class-A Brooklyn and Double-A Binghamton, hit .285/.337/.454 (96-for-337) with 22 2B, 4 3B, 9 HR, 47 RBI and 14 SB...ranked among Mets farmhands in doubles (T2nd),

batting average (3rd), triples (T4th) and hits (5th)...was named to the Mets Organizational All-Star Team by MLB.com.

2020 | Was not part of the Mets 60-man player pool and did not play following the cancellation of the minor league season.

2019 | Hit .247 (45-for-182) with 5 2B, 2 3B, 18 RBI and 17 SB in his professional debut with Brooklyn.

PERSONAL | Selected by the Mets in the fourth round of the 2019 First-Year Player Draft out of Mississippi State University...finished his career ranked No. 4 all-time in NCAA history with 383 hits...previously selected by the Yankees in the 30th round of the 2017 First-Year Player Draft and by the Mets in the 32nd round of the 2018 First-Year Player Draft, but did not sign...originally committed to play at the University of Alabama before deciding on Mississippi State.

CAREER BATTING

YEAR	CLUB	AVG	G	AB	R	H	2B	3B	HR	RBI	SH	SF	HB	BB-I	SO	SB	CS	GDP	OBP	SLG
2019	Brooklyn	.247	53	182	29	45	5	2	0	18	2	1	10	15-0	26	17	5	0	.337	.297
2020										Did Not Play										.522
2021	Brooklyn	.206	9	34	7	7	1	0	2	6	0	0	1	3-0	15	0	1	0	.289	.412
	Binghamton	.294	75	303	56	89	21	4	7	41	0	3	8	16-0	58	14	6	4	.342	.459
2022	Binghamton	.273	36	143	20	39	4	4	2	13	1	0	2	12-0	34	7	2	1	.338	.399
	FCL Mets	.429	3	7	1	3	0	1	0	1	0	0	2	3-0	0	0	0	0	.667	.714
	Syracuse	.333	33	138	22	46	11	1	2	21	0	2	1	7-0	23	7	1	2	.365	.471
2023	Jacksonville	.298	119	473	62	141	29	8	5	52	0	5	9	28-0	91	16	6	4	.346	.425
Minor League Totals		.289	328	1280	197	370	71	20	18	152	3	11	33	84-0	247	61	21	11	.346	.418



BRENDAN McKAY

65

LHP



Brendan Joel McKay

BATS **LEFT**

THROWS **LEFT**

HEIGHT **6'2"**

WEIGHT **220**

OPENING DAY AGE **28**

MAJOR LEAGUE SERVICE **1 year, 56 days**

BORN **12/18/95 in Beaver Falls, PA**

RESIDES **Tampa, FL**

SIGNING SCOUT **James Bonnici (Rays)**

ACQUIRED **Signed as a free agent, 12/11/22**

2023 | Did not pitch while recovering from Tommy John surgery.

2022 | Made seven appearances (5GS) across three levels of the Rays system, posting a 2.93 ERA (15.1IP, 5ER)...underwent Tommy John surgery in September.

2021 | Made four starts over two rehab assignments with the FCL Rays, returning from left labrum surgery...joined Double-A Montgomery on Aug. 6 and made three starts for the Biscuits before an elbow injury ended his season...underwent thoracic outlet syndrome decompression surgery on Nov. 23, performed by Dr. Greg Pearl in Dallas.

2020 | Underwent left labrum surgery, performed by Dr. Neil ElAttrache in Los Angeles, on Aug. 19 and missed the entire season...ranked by *Baseball America* as the No. 7 prospect in the Rays system following the season...the publication also tabbed him as having the Best Control in the organization for a third consecutive year.

2019 | In his first major league action, went 2-4 with a 5.14 ERA (49.0IP, 28ER) across 13 appearances (11GS)...went 6-0 with a 1.10 ERA (73.2IP, 9ER) in 15 appearances (13GS) between Double-A Montgomery and Triple-A Durham...was on the AL roster for the SiriusXM All-Star Futures Game, but did not play due to his major league promotion.

2018 | Split the season between Class-A Bowling Green and Class-A Charlotte while making two starts for the GCL Rays on a rehab assignment... went 5-2 with a 2.41 ERA (78.1IP, 21ER) in 19 appearances (17GS) between the three levels and tied for sixth among Rays minor leaguers with 103 SO...was named to the Rays Organizational All-Star Team by MLB.com...was ranked by *Baseball America* as the No. 47 overall prospect in the minors and the No. 3 prospect in the Rays system following the season.

2017 | Began his professional career with Rookie-level Hudson Valley and posted a 1.80 ERA (20.0IP, 4ER) across six starts...ranked by *Baseball America* as the No. 39 prospect in the minors following the season...the publication also tabbed him as the No. 3 prospect in the Rays system and the No. 1 prospect in the New York-Penn League.

PERSONAL | Selected by the Rays in the first round (No. 4 overall) of the 2017 First-Year Player Draft out of the University of Louisville...was the highest drafted player out of Louisville in program history...was the 2017 recipient of the Dick Howser Trophy—presented annually to the nation's top collegiate baseball player—and the Golden Spikes Award, which honors the top amateur baseball player in the United States.



CAREER PITCHING

YEAR	CLUB	W	L	ERA	G	GS	CG	SHO	SV	IP	H	R	ER	HR	HB	BB-I	SO	WP	BK
2017	Hudson Valley	1	0	1.80	6	6	0	0	0	20.0	10	4	4	3	0	5-0	21	1	0
2018	Bowling Green	2	0	1.09	6	6	0	0	0	24.2	8	3	3	1	0	2-0	40	0	0
	Charlotte	3	2	3.21	11	9	0	0	0	47.2	45	18	17	2	1	11-0	54	0	0
	GCL Rays	0	0	1.50	2	2	0	0	0	6.0	2	1	1	0	0	1-0	9	0	0
2019	Montgomery	3	0	1.30	8	7	0	0	0	41.2	25	6	6	2	1	9-0	62	3	0
	Durham	3	0	0.84	7	6	0	0	0	32.0	17	4	3	1	2	9-0	40	0	0
	Tampa Bay	2	4	5.14	13	11	0	0	0	49.0	53	32	28	8	0	16-0	56	0	0
2020										Injured-Did Not Pitch									
2021	FCL Rays	0	0	1.59	4	4	0	0	0	5.2	5	2	1	1	0	1-0	5	0	0
	Montgomery	0	2	12.86	3	3	0	0	0	7.0	10	10	10	5	0	4-0	8	3	0
2022	FCL Rays	0	0	3.38	2	2	0	0	0	2.2	4	1	1	0	0	1-0	3	0	0
	Charleston	0	0	3.12	3	2	0	0	0	8.2	7	5	3	2	0	4-0	6	0	0
	Durham	0	0	2.25	2	1	0	0	0	4.0	2	2	1	0	0	1-0	5	0	0
2023										Injured-Did Not Pitch									
Minor League Totals		12	4	2.25	54	48	0	0	0	200.0	135	56	50	17	4	48-0	253	7	0
Major League Totals		2	4	5.14	13	11	0	0	0	49.0	53	32	28	8	0	16-0	56	0	0

DID YOU KNOW?

QUALIFYING NUMBERS

- ♦ To qualify for the batting championship, a player must have a minimum of 502 plate appearances or 3.1 plate appearances per number of his team's games.
- ♦ To qualify for the ERA title, a pitcher must have at least 162 innings pitched.
- ♦ To qualify for the fielding championship:
 - [1] a catcher must have played in at least 81 games.
 - [2] an infielder or outfielder must have played in at least 108 games.
 - [3] a pitcher must have at least 162 innings pitched.



ENMANUEL MEJIA

89

RHP



Enmanuel Mejia Geronimo

BATS **RIGHT**

THROWS **RIGHT**

HEIGHT **6'0"**

WEIGHT **235**

OPENING DAY AGE **25**

MAJOR LEAGUE SERVICE **None**

BORN **12/22/98 Bonao, DR**

RESIDES **Bonao, DR**

SIGNING SCOUT **Daurys Nin (Pirates)**

ACQUIRED **Selected from Pittsburgh Pirates in the Triple-A phase of the 2022 Rule 5 Draft**

2023 | Made 41 appearances (1GS) between Double-A Montgomery and Triple-A Durham... went 4-3 with a 3.91 ERA (50.2IP, 22ER) and seven saves...ranked among Rays minor leaguers in saves (T3rd) and appearances (T6th)...posted a 0.63 ERA (14.1IP, 1ER) in 15 relief appearances for Gigantes del Cibao in the Dominican Winter League.

2022 | Went 2-5 with a 5.80 ERA (49.2IP, 32ER) and two saves in 40 appearances (1GS) for Double-A Altoona...selected by the Rays in the Triple-A phase of the Rule 5 Draft...made one appearance for Gigantes del Cibao.

2021 | Was named the Pirates Minor League Reliever of the Year after posting a 0.42 ERA (42.2IP, 2ER) in 32 relief appearances between

Class-A Bradenton and Class-A Greensboro... his nine saves were tied for the most among Pittsburgh minor leaguers...named to the Pirates Organizational All-Star Team and the Florida State League postseason All-Star Team by MLB.com... went 1-0 with a 4.15 ERA (8.2IP, 4ER) in nine relief appearances for Gigantes del Cibao.

2020 | Was not part of the Pirates 60-man player pool and did not pitch following the cancellation of the minor league season.

2019 | Went 2-1 with a 1.74 ERA (20.2IP, 4ER) and seven saves across 18 relief appearances in his professional debut with DSL Pirates 2...his seven saves were tied for fifth most in the Dominican Summer League.

CAREER PITCHING

YEAR	CLUB	W	L	ERA	G	GS	CG	SHO	SV	IP	H	R	ER	HR	HB	BB-I	SO	WP	BK
2019	DSL Pirates 2	2	1	1.74	18	0	0	0	7	20.2	10	6	4	0	0	7-0	37	1	1
2020										Did Not Pitch									
2021	Bradenton	4	1	0.00	21	0	0	0	8	26.1	15	4	0	0	0	17-1	35	8	0
	Greensboro	1	1	1.10	11	0	0	0	1	16.1	11	7	2	2	2	10-1	18	2	0
2022	Altoona	2	5	5.80	40	1	0	0	2	49.2	50	40	32	6	2	31-2	51	7	0
2023	Montgomery	3	3	4.85	33	0	0	0	7	39.0	31	29	21	6	3	22-0	61	4	1
	Durham	1	0	0.77	8	1	0	0	0	11.2	7	1	1	0	0	7-0	13	0	0
Minor League Totals		13	11	3.30	131	2	0	0	25	163.2	124	87	60	14	7	94-4	215	22	2



WILL VRAGOVIC / TAMPA BAY RAYS



FRANCISCO MEJÍA

Francisco José Mejía (meh-HE-uh)

BATS **SWITCH** / THROWS **RIGHT** / HEIGHT **5'8"** / WEIGHT **180**

OPENING DAY AGE **28**

MAJOR LEAGUE SERVICE **5 years, 42 days**

BORN **10/27/95** in Bani, DR

RESIDES **Santo Domingo, DR**

SIGNING SCOUT **Ramon Peña and Felix Nivar (Cleveland)**

ACQUIRED **Signed as a free agent, 3/4/24**



2023 | Hit .227 (34-for-150) with 11 2B, 5 HR and 19 RBI in 50 games for the Rays...was designated for assignment on Aug. 22 and hit .317 (20-for-63) with 2 2B, 1 3B, 5 HR and 15 RBI in 14 games for Durham to complete the season...started two games for the Dominican Republic in the World Baseball Classic.

2022 | Appeared in a career-high 93 games with the Rays, making 73 starts (70-C, 3-DH)...hit .242 (70-for-289) with 6 HR and 31 RBI...was on the COVID-19 Related IL from April 22-May 4 (positive test) and 10-day IL from July 26-Aug 4 (right shoulder impingement)...was on the paternity list for the final two days of the regular season.

2021 | In his first season with the Rays, appeared in 84 games and made 68 starts, recording a career-best .322 OBP...hit .313 (15-for-48) with RISP, including 7-for-12 to end the season...hit .750 (6-for-8) with 1 2B, 1 3B, 1 HR and 15 RBI with the bases loaded.

2020 | Appeared in 17 games and made 12 starts, all at catcher, for the Padres...missed 27 games from Aug. 17-Sept. 15 with a left thumb contusion... appeared once as a pinch-hitter following his reinstatement but was optioned to the alternate training site on Sept. 19...played 18 games for the Estrellas de Oriente in the Dominican Winter League for a fourth consecutive year...was one of four players acquired by the Rays from the Padres on Dec. 29 for former Cy Young Award winner Blake Snell.

2019 | Appeared in 79 games and made 57 starts spanning two stints with the Padres...totaled two separate stints on the injured list: May 11-June 1 (left knee sprain) and Aug. 29-Sept. 17 (right oblique strain)...made his first career Opening Day roster... increased his avg. from .200 on July 16 to .265 by season's end...hit .328/.371/.534 (38-for-116) with 7 2B, 5 HR and 14 RBI in his final 42 games.

2018 | Split the season between Triple-A and the majors in the Cleveland and San Diego organizations...acquired by the Padres on July 19 for relievers Brad Hand and Adam Cimber...hit .293 (125-for-427) with 30 2B, 14 HR and 68 RBI in

110 games in the minors...prior to the trade, made the International League midseason All-Star Team and played for the World Team in the Futures Game in July at Nationals Park...marked his third consecutive Futures Game selection...ranked by *Baseball America* as the No. 32 overall prospect in the minors following the season.

2017 | Was a September call up for Cleveland, his first career major league action...played for Double-A Akron prior to his recall and won Eastern League Rookie of the Year...named to the Eastern League midseason and postseason All-Star teams... named to Cleveland's Organizational All-Star Team by MLB.com...named a Double-A All-Star by *Baseball America*...named to the AFL All-Prospect Team and the AFL Rising Stars Game...ranked by *Baseball America* as the No. 20 overall prospect in the minors following the season.

2016 | Split the season between Class-A Lake County and Class-A Lynchburg, earning a June 27 promotion...hit .342/.382/.514 (139-for-407) with 11 HR and 80 RBI in 102 games between the two levels, including .386 (78-for-202) during a historic 50-game hitting streak (May 27-Aug 13)...marked the longest streak in the minors since Roman Mejias hit in 55 straight in 1954 and tied for the fourth-longest run in minor league history...named to the Midwest League midseason All-Star Team and Eastern League postseason All-Star Team... named to Cleveland's Organizational All-Star Team by MLB.com...ranked by *Baseball America* as the No. 28 overall prospect in the minors following the season.

2015 | Spent the season with Lake County and his 53 RBI ranked second on the team...ranked by *Baseball America* as the No. 10 prospect in the Cleveland system following the season.

2014 | Led Short-A Mahoning Valley with 70 hits and 101 total bases...named to the New York-Penn League midseason All-Star Team.

2013 | Began his professional career in the Arizona League...signed on July 2, 2012 for \$350,000 out of the Dominican Republic.



CAREER BATTING

YEAR	CLUB	AVG	G	AB	R	H	2B	3B	HR	RBI	SH	SF	HB	BB-I	SO	SB	CS	GDP	OBP	SLG
2013	AZL Cleveland	.305	30	105	16	32	9	1	4	24	1	0	2	5-0	18	3	1	1	.348	.524
2014	Mahoning Valley	.282	66	248	32	70	17	4	2	36	0	3	5	18-1	47	2	4	4	.339	.407
2015	Lake County	.243	109	391	45	95	13	0	9	53	5	2	10	38-1	78	4	1	7	.324	.345
2016	Lake County	.347	60	239	41	83	17	3	7	51	1	3	1	15-3	39	1	0	7	.384	.531
	Lynchburg	.333	42	168	22	56	12	1	4	29	0	2	1	13-0	24	1	2	4	.380	.488
2017	Akron	.297	92	347	52	103	21	2	14	52	1	6	5	24-1	53	7	2	7	.346	.490
	Cleveland	.154	11	13	1	2	0	0	0	1	0	0	0	1-1	3	0	0	0	.214	.154
2018	Columbus	.279	79	305	32	85	22	1	7	45	4	3	6	18-2	58	0	0	9	.328	.426
	Cleveland	.000	1	2	0	0	0	0	0	0	0	0	0	2-0	0	0	0	0	.500	.000
	El Paso	.328	31	122	22	40	8	1	7	23	0	2	1	7-0	25	0	0	1	.364	.582
	San Diego	.185	20	54	6	10	2	0	3	8	0	0	1	3-0	19	0	0	2	.241	.389
2019	San Diego	.265	79	226	27	60	11	2	8	22	0	1	4	13-1	56	1	1	6	.316	.438
	El Paso	.365	18	63	14	23	8	2	4	12	0	3	2	5-0	10	0	0	3	.411	.746
2020	San Diego	.077	17	39	5	3	1	0	1	2	0	0	2	1-0	9	0	0	1	.143	.179
2021	Tampa Bay	.260	84	250	31	65	15	3	6	35	1	2	7	17-0	49	0	0	4	.322	.416
2022	Tampa Bay	.242	93	289	32	70	22	0	6	31	0	1	2	7-0	65	0	0	6	.264	.381
2023	FCL Rays	.000	1	3	1	0	0	0	0	0	0	0	1	0-0	1	0	0	0	.250	.000
	Durham	.326	20	86	13	28	3	1	6	19	0	1	1	4-0	21	0	0	2	.359	.593
	Tampa Bay	.227	50	150	22	34	11	0	5	19	1	2	1	6-0	38	0	1	2	.258	.400
Minor League Totals		.296	548	2077	290	615	130	16	64	344	12	25	35	147-8	374	18	10	45	.349	.467
Major League Totals		.239	355	1023	124	244	62	5	29	118	2	6	17	50-2	239	1	2	21	.284	.394



DAVIDA FRANKLIN / TAMPA BAY RAYS





NICK MEYER

93

C

Nicholas Joseph Meyer

BATS **RIGHT**

THROWS **RIGHT**

HEIGHT **6'1"**

WEIGHT **210**

OPENING DAY AGE **27**

MAJOR LEAGUE SERVICE **None**

BORN **2/18/97 Westminster, CO**

RESIDES **Anaheim, CA**

SIGNING SCOUT **Tyler Holmes (Mets)**

ACQUIRED **Signed as a free agent, 1/29/24**

2023 | Hit .217/.309/.309 (50-for-230) with 3 2B, 6 HR and 26 RBI in 71 games for Triple-A Syracuse.

2022 | Split the season between Double-A Binghamton and Syracuse, batting .233 (58-for-249) with 10 2B, 1 3B, 6 HR, 37 RBI and 14 SB.

2021 | In 62 games between Binghamton and Syracuse, hit .251 (55-for-219) with 7 2B and 3 HR.

2020 | Was not part of the Mets 60-man player pool...hit .247 (22-for-89) with 2 2B, 1 3B, 2 HR, 13 RBI and 21 SB in 27 games for the Tully Monsters in the independent City of Champions Cup.

2019 | Hit .172 (38-for-221) with 12 steals in 68 games between the GCL Mets and Class-A St. Lucie...named to the Florida State League midseason All-Star Team.

2018 | Made his professional debut with Rookie-level Brooklyn and hit .226 (31-for-137).

PERSONAL | Selected by the Mets in the sixth round of the 2018 First-Year Player Draft out of California Polytechnic State University, San Luis Obispo.

CAREER BATTING

YEAR	CLUB	AVG	G	AB	R	H	2B	3B	HR	RBI	SH	SF	HB	BB-1	SO	SB	CS	GDP	OBP	SLG
2018	Brooklyn	.226	43	137	15	31	4	1	0	9	0	2	1	9-0	19	2	1	5	.275	.270
2019	St. Lucie	.182	64	209	19	38	4	1	1	11	1	0	3	16-0	43	12	2	6	.250	.225
	GCL Rays	.000	4	12	0	0	0	0	0	1	1	0	0	2-0	4	0	0	0	.143	.000
2020	Tully (IND)	.247	27	89	17	22	2	1	2	13	0	5	3	15-0	20	21	3	0	.357	.360
2021	Binghamton	.243	51	177	27	43	4	0	3	12	4	3	6	19-0	39	5	2	5	.332	.316
	Syracuse	.286	11	42	2	12	3	0	0	6	1	0	0	5-0	7	1	2	1	.362	.357
2022	Syracuse	.247	51	158	25	39	9	0	3	23	2	1	3	25-0	40	11	3	6	.358	.361
	Binghamton	.209	28	91	16	19	1	1	3	14	1	1	0	20-0	20	3	1	3	.348	.341
2023	Syracuse	.217	71	230	36	50	3	0	6	26	2	1	3	28-0	55	6	1	9	.309	.309
Minor League Totals		.220	323	1056	140	232	28	3	16	102	12	8	16	124-0	227	40	12	35	.309	.297

DID YOU KNOW?

RAYS TO HOMER FROM BOTH SIDES OF THE PLATE

PLAYER	GAME	AS LH BATTER / RH BATTER
Geoff Blum	5/4/04 at TEX	Chan Ho Park / Erasmo Ramirez
Willy Aybar	8/10/08 at SEA	R.A. Dickey / Jake Woods
Willy Aybar	8/3/09 vs. KC	Zack Greinke / Ron Mahay
Ben Zobrist	4/13/14 at CIN	Nick Christiani / Tony Cingrani
Taylor Walls	4/18/23 at CIN	Casey Legumina / Nick Lodolo



KAMERON MISNER

73 OF



Kameron Lee Misner (MYZE-ner)

BATS **LEFT**

THROWS **LEFT**

HEIGHT **6'4"**

WEIGHT **220**

OPENING DAY AGE **26**

MAJOR LEAGUE SERVICE **None**

BORN **1/8/98 in Poplar Bluff, MO**

RESIDES **Poplar Bluff, MO**

SIGNING SCOUT **Joe Dunigan (Marlins)**

ACQUIRED **From the Miami Marlins in exchange for INF Joey Wendle, 11/30/21**

2023 | Hit .226/.363/.458 (95-for-421) with 25 2B, 5 3B, 21 HR, 58 RBI, 91 BB and 21 SB in 130 games for Triple-A Durham...ranked among Rays farmhands in walks (2nd), doubles (T3rd), runs (T3rd, 85), XBH (T4th, 51), homers (7th) and total bases (8th, 193).

2022 | Hit .251/.384/.431 (104-for-415) with 25 2B, 1 3B, 16 HR and 62 RBI in 117 games for Double-A Montgomery...ranked among Rays minor leaguers in walks (1st, 86), steals (T5th, 32) and runs (T6th, 80)...named to the Southern League postseason All-Star Team...ranked by *Baseball America* as the No. 16 prospect in the Rays system following the season.

2021 | Hit .253/.355/.433 (100-for-395) with 12 HR and 59 RBI in 102 games between Class-A Beloit and Double-A Pensacola...ranked among Marlins minor leaguers in doubles (1st, 29), XBH (3rd, 44), runs (3rd, 70), RBI (4th), stolen bases (T4th, 26),

walks (5th, 57), hits (6th) and homers (T6th)...played 23 games for the Mesa Solar Sox and his 7 HR tied for second in the Arizona Fall League...named to the AFL Rising Stars Game...acquired from the Marlins on Nov. 30 for INF Joey Wendle...ranked by *Baseball America* as the No. 23 prospect in the Rays system following the season.

2020 | Was not part of the Marlins 60-man player pool and did not play following the cancellation of the minor league season.

2019 | Split his first professional season between the GCL Marlins and Class-A Clinton, batting .270 (44-for-163) with 9 2B, 2 HR and 24 RBI in 42 games.

PERSONAL | Selected by the Marlins in the supplemental first round (35th overall) of the 2019 First-Year Player Draft out of the University of Missouri.

CAREER BATTING

YEAR	CLUB	AVG	G	AB	R	H	2B	3B	HR	RBI	SH	SF	HB	BB-I	SO	SB	CS	GDP	OBP	SLG
2019	GCL Marlins	.241	8	29	2	7	2	0	0	4	0	0	0	9-0	7	3	0	0	.421	.310
	Clinton	.276	34	134	25	37	7	0	2	20	0	1	2	21-0	35	8	0	2	.380	.373
2020														Did Not Play						
2021	Beloit	.244	88	340	58	83	22	3	11	56	0	3	7	50-0	119	24	2	4	.350	.424
	Pensacola	.309	14	55	12	17	7	0	1	3	0	0	0	7-0	17	2	2	0	.387	.491
2022	Montgomery	.251	117	415	80	104	25	1	16	62	0	3	6	86-1	155	32	7	4	.384	.431
2023	Durham	.226	130	421	85	95	25	5	21	58	1	4	2	91-0	186	21	6	4	.363	.458
Minor League Totals		.246	391	1394	262	343	88	9	51	203	1	11	17	264-1	519	90	17	14	.370	.432



MASON MONTGOMERY

84

LHP



Mason Jack Montgomery

BATS LEFT

THROWS LEFT

HEIGHT 6'2"

WEIGHT 210

OPENING DAY AGE 23

MAJOR LEAGUE SERVICE None

BORN 6/17/00 in Austin, TX

RESIDES Buchanan Dam, TX

SIGNING SCOUT Pat Murphy (Rays)

ACQUIRED Selected in the sixth round of the 2021 First-Year Player Draft

2023 | Made 29 starts between Double-A Montgomery and Triple-A Durham, going 7-4 with a 3.98 ERA (124.1IP, 55ER)...ranked among Rays minor leaguers in starts (1st), strikeouts (T1st, 144), innings (2nd), opponent avg. (3rd, .225), ERA (6th) and WHIP (6th, 1.33)...was named the Rays Minor League Co-Pitcher of the Month and Southern League Pitcher of the Month for June, going 2-0 with a 2.08 ERA (26.0IP, 6ER) and 31 strikeouts across five starts...named to the Rays Organizational All-Star Team by MLB.com.

2022 | Named Minor League Pitcher of the Year by the Rays Baseball Operations department, going 6-3 with a 2.10 ERA (124.0IP, 29ER) and 171 strikeouts in 27 starts between Class-A Bowling Green and Montgomery...led Rays minor leaguers in ERA, strikeouts and opponent avg. (.196), ranked second in starts and innings, and third in WHIP (1.06)...the 171 strikeouts ranked sixth in the minors and tied for ninth by a Rays minor leaguer in franchise

history...named the Rays Minor League Pitcher of the Month for June, going 1-0 with a 1.66 ERA (21.2IP, 4ER) and 37 strikeouts...at the time of his July 12 promotion to Montgomery, ranked among South Atlantic League leaders in ERA (1st, 1.81), strikeouts (1st, 118), WHIP (2nd, 1.09) and opponent avg. (2nd, .194)...in 11 starts for the Biscuits, allowed three runs or fewer in each outing, and ended the season on a streak of five starts of allowing one run or fewer...ranked by *Baseball America* as the No. 9 prospect in the Rays system following the season.

2021 | Began his career making five appearances (4 GS) with the FCL Rays...held opponents to a .114 avg. and recorded a 0.47 WHIP.

PERSONAL | Selected by the Rays out of Texas Tech University...previously selected by the White Sox in the 39th round of the 2018 First-Year Player Draft, but did not sign.

CAREER PITCHING

YEAR	CLUB	W	L	ERA	G	GS	CG	SHO	SV	IP	H	R	ER	HR	HB	BB-I	SO	WP	BK
2021	FCL Rays	1	0	0.84	5	4	0	0	0	10.2	4	1	1	0	0	1-0	20	0	0
2022	Bowling Green	3	2	1.81	16	16	0	0	0	69.2	49	20	14	6	2	27-0	118	3	1
	Montgomery	3	1	2.48	11	11	0	0	0	54.1	40	15	15	5	0	16-0	53	1	0
2023	Montgomery	5	4	4.18	25	25	0	0	0	107.2	98	55	50	18	7	49-0	131	4	1
	Durham	2	0	2.70	4	4	0	0	0	16.2	7	5	5	2	3	11-0	13	1	0
Minor League Totals		14	7	2.95	61	60	0	0	0	259.0	198	96	85	31	12	104-0	335	9	2



DAVIDA FRANKLIN / TAMPA BAY RAYS



TANNER MURRAY

83

INF



Tanner Kane Murray

BATS **RIGHT**

THROWS **RIGHT**

HEIGHT **6'2"**

WEIGHT **210**

OPENING DAY AGE **24**

MAJOR LEAGUE SERVICE **None**

BORN **9/3/99 Santa Clara, CA**

RESIDES **Boulder Creek, CA**

SIGNING SCOUT **Tim Fortugno (Rays)**

ACQUIRED **Selected in the fourth round of the 2020 First-Year Player Draft**

2023 | Hit .281 (62-for-221) with 21 2B, 2 3B, 6 HR and 34 RBI in 60 games across four levels of the Rays system...was on the 7-day IL from May 2-July 13.

2022 | Spent the entire season with Class-A Bowling Green, hitting .276 (69-for-250) with 12 2B, 2 3B, 6 HR and 38 RBI in 66 games with the Hot Rods...hit .278 (5-for-18) with 2 RBI in seven games for the Mesa Solar Sox in the Arizona Fall League.

2021 | Made his professional debut across three levels of the Rays organization, hitting .329 (51-for-155) with 19 2B, 2 3B, 4 HR and 33 RBI across 39 games.

PERSONAL | Selected by the Rays in the fourth round of the 2020 First-Year Player Draft out of the University of California, Davis.

CAREER BATTING

YEAR	CLUB	AVG	G	AB	R	H	2B	3B	HR	RBI	SH	SF	HB	BB-I	SO	SB	CS	GDP	OBP	SLG
2021	FCL Rays	.364	9	33	7	12	6	1	2	12	0	0	2	4-0	3	2	0	1	.462	.788
	Charleston	.339	27	109	23	37	12	1	2	21	0	1	4	9-0	20	2	2	4	.407	.523
	Bowling Green	.154	3	13	1	2	1	0	0	0	0	0	0	0-0	3	0	0	1	.154	.231
2022	Bowling Green	.276	66	250	33	69	12	2	6	38	0	2	5	13-0	50	6	4	2	.322	.412
2023	Bowling Green	.636	3	11	1	7	3	0	0	2	0	0	0	1-0	3	1	0	0	.667	.909
	Durham	.200	6	20	0	4	4	0	0	3	0	0	0	0-0	6	0	0	0	.200	.400
	FCL Rays	.429	4	14	4	6	1	0	1	3	0	0	0	1-0	3	0	0	0	.467	.714
	Montgomery	.256	47	176	30	45	13	2	5	26	0	0	3	21-0	40	0	1	8	.345	.438
Minor League Totals		.291	165	626	99	182	52	6	16	105	0	3	14	49-0	128	11	7	16	.354	.470

DID YOU KNOW?

PLAYERS INVITED TO SPRING TRAINING

1998: 73 players
1999: 76 players
2000: 69 players
2001: 69 players
2002: 69 players
2003: 73 players
2004: 63 players
2005: 64 players
2006: 63 players

2007: 58 players
2008: 56 players
2009: 62 players
2010: 57 players
2011: 59 players
2012: 59 players
2013: 66 players
2014: 64 players
2015: 62 players

2016: 64 players
2017: 65 players
2018: 69 players
2019: 67 players
2020: 67 players
2021: 77 players
2022: 54 players
2023: 81 players
2024: 78 players



JAKE ODORIZZI

Jacob Todd Odorizzi (oh-doh-RIZZ-ee)

20 RHP



BATS **RIGHT**

THROWS **RIGHT**

HEIGHT **6'2"**

WEIGHT **190**

OPENING DAY AGE **34**

MAJOR LEAGUE SERVICE **10 years, 42 days**

BORN **3/27/90 in Breese, IL**

RESIDES **Lutz, FL**

SIGNING SCOUT **Harvey Kuenn Jr. (Brewers)**

ACQUIRED **Signed as a free agent, 3/15/24**

2023 | Did not pitch after undergoing arthroscopic surgery on his right shoulder in early April...was acquired by the Rangers from the Braves on Nov. 9, 2022 in exchange for LHP Kolby Allard and cash considerations.

2022 | Combined to go 6-6 with a 4.40 ERA (106.1 IP, 52ER) over 22 starts with HOU and ATL...missed nearly two months on the IL from May 17–July 23 with left lower leg discomfort...was 3-2 with a 3.13 ERA (31.2 IP, 11ER) in seven starts prior to the injury, then went 3-4 with a 4.94 ERA (74.2 IP, 41ER) over his final 15 starts following his return.

2021 | Made 23 appearances (22GS)...signed with the Astros during Spring Training and opened the year at extended Spring Training...had a pair of IL stints: April 26–May 29 (right pronator muscle strain) and Sept. 14–26 (right foot soreness)...went 2-1 with a 3.07 ERA (41.OIP, 14ER) over his final nine outings.

2020 | Began the year on the 10-day IL with a right intercostal strain...pitched in intrasquad games at the Twins Alternate Site and was activated on Aug. 8...placed on the 10-day IL from Aug. 22–Sept. 15 (chest contusion) after being struck in the chest by an Alex Gordon line drive on Aug. 21 at KC...exited his final start on Sept. 16 at CWS with a right middle finger blister.

2019 | Earned his first career All-Star selection, but did not pitch in Cleveland due to injury...went 15-7 with a 3.51 ERA (159.OIP, 62ER) while setting career highs in wins, SO (178), opp. SLG (.371), opp. OPS (.671), SO/9.0 IP (10.08) and SO/BB ratio (3.36)...was on the 10-day IL from July 3-12 (right middle finger blister).

2018 | Went 7-10 with a 4.49 ERA (164.1IP, 82ER) over 32 starts in his first season with the Twins...made his first career Opening Day start...went 3-2 with a 3.17 ERA (54.OIP, 19ER) in his first 10 starts to open the season...traded by the Rays to Minnesota on Feb. 17, 2018 in exchange for SS Jermaine Palacios.

2017 | Opened the season as the Rays No. 2 starter, making 28 starts despite a pair of stints on the injured list: April 16-30 (left hamstring strain) and

July 25–Aug. 8 (lower back strain)...his 1.03 ERA (26.1IP, 3ER) in five September starts was third lowest in the AL.

2016 | Established career bests in starts (33) and innings (187.2)...went 7-1 with a 2.71 ERA (83.OIP, 25ER) in 14 starts following the All-Star break—in all of MLB, the only two pitchers that matched his combination of winning pct. (.875) and ERA in that span were CLE Corey Kluber and CHC Jon Lester.

2015 | His 28 starts were second most on the Rays behind Chris Archer (34) while his 3.35 ERA (169.1IP, 63ER) ranked eighth in the AL...was one of five AL pitchers to maintain an ERA below 3.50 over the entire season...spent five weeks on the injured list from June 6–July 11 (left oblique strain).

2014 | Named the Rays Outstanding Rookie by the Tampa Bay chapter of the BBWAA...led MLB rookies in SO (174) and starts (31) while ranking second in innings (168.0)...joined Scott Kazmir (2005) as the only Rays in franchise history to lead rookies in strikeouts.

2013 | In his first season in the Rays organization, had five stints in the majors: May 20-29, June 11-14, June 18-19, Aug. 29-30 and Sept. 20–end of season...finished third in the International League and second in the Rays system with 124 SO...acquired by the Rays on Dec. 9, 2012 as part of a seven-player trade involving RHP James Shields.

2012 | Saw his first major league action after being selected to the Royals roster on Sept. 16...made two starts, both vs. CLE...named Pitcher of the Year for Triple-A Omaha after opening the season with Double-A Northwest Arkansas...went a combined 15-5 with a 3.03 ERA (145.1IP, 49ER) in 26 games (25GS)...started for the U.S. team in the Futures Game on July 8 at Kauffman Stadium.

2011 | Opened the season with Class-A Wilmington, making 15 starts before a July 1 promotion to Double-A Northwest Arkansas, where he made 12 starts to finish the season...named Wilmington's Pitcher of the Year as well as a Carolina League midseason All-Star.



2010 | Named the Brewers Minor League Pitcher of the Year in his first full professional season...spent the entire season with Class-A Wisconsin, earning mid-season Midwest League All-Star honors while leading the circuit with 10.1 SO/9.0 IP.

2009 | Spent the season with Rookie-level Helena.

2008 | Began his professional career with the AZL Brewers.

PERSONAL | Selected by the Brewers in the first round (32nd overall) of the 2008 First-Year-Player Draft...graduated from Highland (Ill.) High School in 2008...went 14-0 during his senior year, allowing just 1 ER in 89.2 IP...recorded 146 SO against 6 BB while leading the Bulldogs to the Class 3A state title...named Illinois Gatorade Player of the Year in 2008...bypassed an opportunity to pitch at the University of Louisville to sign with the Brewers in 2008.

CAREER PITCHING

YEAR	CLUB	W	L	ERA	G	GS	CG	SHO	SV	IP	H	R	ER	HR	HB	BB-I	SO	WP	BK
2008	AZL Brewers	1	2	3.48	11	4	0	0	0	20.2	18	10	8	2	1	9-0	19	0	1
2009	Helena	1	4	4.40	12	10	0	0	0	47.0	55	27	23	3	2	9-0	43	5	0
2010	Wisconsin	7	3	3.43	23	20	0	0	1	120.2	99	52	46	7	9	40-0	135	5	0
2011	Wilmington	5	4	2.87	15	15	0	0	0	78.1	68	30	25	4	2	22-0	103	6	0
	NW Arkansas	5	3	4.72	12	12	0	0	0	68.2	66	38	36	13	1	22-0	54	1	0
2012	NW Arkansas	4	2	3.32	7	7	0	0	0	38.0	27	15	14	2	0	10-0	47	4	0
	Omaha	11	3	2.93	19	18	0	0	0	107.1	105	41	35	12	2	40-0	88	3	0
	Kansas City	0	1	4.91	2	2	0	0	0	7.1	8	4	4	1	0	4-0	4	0	0
2013	Durham	9	6	3.33	22	22	0	0	0	124.1	101	49	46	12	1	40-1	124	5	0
	Tampa Bay	0	1	3.94	7	4	0	0	1	29.2	28	13	13	3	2	8-0	22	1	0
2014	Tampa Bay	11	13	4.13	31	31	0	0	0	168.0	156	79	77	20	5	59-0	174	3	0
2015	Charlotte	0	0	0.93	2	2	0	0	0	9.2	4	1	1	0	0	2-0	8	1	0
	Tampa Bay	9	9	3.35	28	28	0	0	0	169.1	149	65	63	18	3	46-0	150	5	1
2016	Tampa Bay	10	6	3.69	33	33	0	0	0	187.2	170	80	77	29	4	54-3	166	3	1
2017	Charlotte	0	1	6.00	1	1	0	0	0	3.0	3	2	2	0	0	0-0	6	0	0
	Tampa Bay	10	8	4.14	28	28	0	0	0	143.1	117	80	66	30	2	61-1	127	1	0
2018	Minnesota	7	10	4.49	32	32	0	0	0	164.1	151	89	82	20	8	70-3	162	1	0
2019	Minnesota	15	7	3.51	30	30	0	0	0	159.0	139	65	62	16	4	53-0	178	4	0
2020	Minnesota	0	1	6.59	4	4	0	0	0	13.2	16	10	10	4	1	3-0	12	0	0
2021	Sugar Land	0	1	4.70	2	2	0	0	0	7.2	10	4	4	1	0	1-0	11	1	0
	Houston	6	7	4.21	24	23	0	0	0	104.2	97	51	49	16	3		91	0	0
2022	Corpus Christi	1	0	0.00	1	1	0	0	0	5.0	3	0	0	0	0	0-0	6	0	0
	Sugar Land	0	0	6.00	1	1	0	0	0	3.0	2	2	2	0	0	2-0	4	0	0
	Houston	4	3	3.75	12	12	0	0	0	60.0	52	29	25	5	2	17-0	46	2	0
	Atlanta	2	3	5.24	10	10	0	0	0	46.1	54	29	27	9	1	18-1	40	0	0
2023										Did Not Pitch--Injured									
Minor League Totals		44	29	3.44	128	115	0	0	1	633.1	561	271	242	56	18	197-1	648	31	1
Major League Totals		74	69	3.99	241	237	0	0	1	1253.1	1137	594	555	171	35	427-9	1172	20	2





TRISTAN PETERS

75 OF

Tristan Dimitri Peters

BATS **LEFT** / THROWS **RIGHT** / HEIGHT **6'1"** / WEIGHT **205**

OPENING DAY AGE **24** / MAJOR LEAGUE SERVICE **None**

BORN **2/29/00** in Winkler, CAN / RESIDES **Mesa, AZ**

SIGNING SCOUT **Pete Vuckovich Jr. (Brewers)**

ACQUIRED **From the San Francisco Giants in exchange for INF Brett Wisely, 11/15/22**

2023 | In 93 games for Double-A Montgomery, hit .275/.361/.421 (100-for-363) with 22 2B, 5 3B, 7 HR, 46 RBI and 14 SB...was named Southern League Player of the Week for the week of Aug. 7-13 after hitting .529 (9-for-17) with 4 2B, 1 HR and 6 RBI in five games.

2022 | Played 124 games in the Brewers and Giants systems...hit .279 (129-for-462) with 29 2B, 9 3B, 8 HR and 68 RBI...named the Midwest League Player of the Month for May, batting .319 (30-for-94) with 7 2B, 5 3B, 3 HR and 15 RBI...traded to the Giants on

Aug. 2 in exchange for RHP Trevor Rosenthal and to the Rays on Nov. 15 for INF Brett Wisely.

2021 | Tied for third on the ACL Brewers Blue with 2 3B and ranked fifth with 6 SB.

PERSONAL | Selected by the Brewers in the seventh round of the 2021 First-Year Player Draft out of Southern Illinois University...played at Chandler-Gilbert (Ariz.) Community College for two seasons before committing to Southern Illinois in 2021.

CAREER BATTING

YEAR	CLUB	AVG	G	AB	R	H	2B	3B	HR	RBI	SH	SF	HB	BB-I	SO	SB	CS	GDP	OBP	SLG
2021	ACL Brewers Blue	.239	13	46	9	11	0	2	1	6	0	1	0	8-0	14	6	1	0	.345	.391
2022	Wisconsin	.306	90	330	61	101	22	8	7	51	0	6	2	45-0	61	13	6	2	.386	.485
	Richmond	.212	34	132	16	28	7	1	1	17	0	0	2	15-0	31	5	2	1	.302	.303
2023	Montgomery	.275	93	363	65	100	22	5	7	46	0	2	8	42-0	66	14	5	7	.361	.421
Minor League Totals		.276	230	871	151	240	51	16	16	120	0	9	12	110-0	172	38	14	10	.361	.426

DID YOU KNOW?

7-INNING DOUBLEHEADERS

On July 31, 2020, Major League Baseball and the MLBPA announced that both games of doubleheaders would be seven innings in length for the remainder of the season. This agreement remained in effect for the 2021 season. Prior to 2020, the Rays had only played four games that lasted fewer than 8½ innings, all ending early due to rain, and all losses: July 23, 2010 at CLE (7), Sep 12, 2009 at BOS (5½), May 12, 2005 at KC (6½) and June 21, 2003 at FLA (5½).



KENNY PIPER

81**C****Kenneth David Piper****BATS RIGHT****THROWS RIGHT****HEIGHT 5'11"****WEIGHT 200**OPENING DAY AGE **25**MAJOR LEAGUE SERVICE **None**BORN **7/12/98** in **Florissant, MO**RESIDES **Columbia, MO**SIGNING SCOUT **Matt Alison (Rays)**ACQUIRED **Selected in the 18th round of the 2021 First-Year Player Draft**

2023 | Split the season between Class-A Bowling Green and Double-A Montgomery, slashing .236/.348/.498 (73-for-309) with 17 2B, 2 3B, 20 HR and 46 RBI in 93 games...ranked among Rays minor leaguers in slugging pct. (6th), homers (8th) and OPS (9th, .846).

2022 | Slashed .209/.355/.358 (31-for-148) with 5 2B, 1 3B, 5 HR and 21 RBI in 46 games between Class-A Charleston and the FCL Rays.

2021 | Began his professional career with the FCL Rays, batting .533 (8-for-15) with 2 2B and 1 HR in six games.

PERSONAL | In four seasons at Columbia College of Missouri, hit .356 (223-for-626) with 48 2B, 12 3B, 37 HR and 179 RBI across 172 games from 2017-21.

CAREER BATTING

YEAR	CLUB	AVG	G	AB	R	H	2B	3B	HR	RBI	SH	SF	HB	BB-I	SO	SB	CS	GDP	OBP	SLG
2021	FCL Rays	.533	6	15	4	8	2	0	1	2	0	1	2	2-0	1	3	2	0	.600	.867
2022	Charleston	.206	44	141	23	29	5	1	5	21	1	1	3	31-0	40	6	1	2	.358	.362
	FCL Rays	.286	2	7	1	2	0	0	0	0	0	0	0	0-0	3	0	0	0	.286	.286
2023	Bowling Green	.216	70	227	36	49	12	2	13	35	0	2	12	29-0	65	3	1	3	.333	.458
	Montgomery	.293	23	82	20	24	5	0	7	11	0	0	5	8-0	28	0	0	2	.389	.610
Minor League Totals		.237	145	472	84	73	17	2	16	120	0	9	12	110-0	172	38	14	10	.361	.426

DID YOU KNOW?

SHORTENED SEASONS

In modern baseball history (since 1900), there have been seven seasons shortened for a variety of reasons. Special thanks to the National Baseball Hall of Fame and Museum for research assistance.

YEAR	SCHEDULE	CAUSE	OPENING DAY
1918	154 to ~127 G	World War I	April 15
1919	154 to 140 G	World War I, Spanish flu	April 19
1972	162 to ~155 G	Players' strike	April 15
1981	162 to ~107 G	Players' strike	April 8
1994	162 to ~114 G	Players' strike	April 3
1995	162 to 144 G	Players' strike	April 25
2020	162 to 60 G	COVID-19 pandemic	July 23



ERASMO RAMÍREZ

Erasmus José Ramírez Olivera

61

RHP



BATS **RIGHT**

THROWS **RIGHT**

HEIGHT **6'0"**

WEIGHT **220**

OPENING DAY AGE **33**

MAJOR LEAGUE SERVICE **8 years, 132 days**

BORN **5/2/90** in **Rivas, Nicaragua**

RESIDES **Seminole, FL**

SIGNING SCOUT **Ubaldo Heredia and Bob Engle (Mariners)**

ACQUIRED **Signed as a free agent, 12/4/23**

2023 | Went 3-3 with a 6.41 ERA (60.1IP, 43ER) in 38 appearances (2GS) between the Rays and Nationals...was designated for assignment by Washington on June 7 and signed a minor league contract with Tampa Bay on June 13.

2022 | Went 4-2 with a 2.92 ERA (86.1IP, 28ER) across 60 appearances (2GS) with the Nationals...the 60 appearances were third most on the club...min 80.0 IP, joined TEX Brock Burke as the only relievers in the majors to post a sub-3.00 ERA...led the NL with 80.1 IP in relief...voted Nationals Pitcher of the Year by Washington D.C. media members.

2021 | Made 17 relief appearances for the Tigers, going 1-1 with a 5.74 ERA (26.2IP, 17ER)...was released on Aug. 28.

2020 | Posted a 0.63 ERA (14.1IP, 1ER) in six relief appearances for the Mets...min. 12.0 IP, marked the eighth-lowest ERA in the majors.

2019 | In one relief outing for the Red Sox, allowed four runs across 3.0 innings...spent the majority of the season with Triple-A Pawtucket.

2018 | Made 10 starts for the Mariners, going 2-4 with a 6.50 ERA (45.2IP, 33ER)...was on the injured list from March 28-April 22 (right shoulder-lattissimus dorsi strain) and May 1-Aug. 12 (right teres major strain).

2017 | Went 5-6 with a 4.39 ERA (131.1IP, 64ER) across 37 appearances (19GS) between the Mariners and Rays...was acquired by Seattle from Tampa Bay on July 28 in exchange for RHP Steve Cishek.

2016 | Made team-high 64 appearances (1GS) for the Rays and went 7-11 with a 3.77 ERA (90.2IP, 38ER) in his first full season as a reliever...led the AL with 85.0 IP in relief, most by a Rays pitcher since J.P. Howell (89.1IP) in 2008.

2015 | Won a career-best 11 games and tossed a career-high 163.1 innings across 34 appearances (27GS) in his first season with the Rays and first full

major league season...posted a 3.75 ERA (163.1IP, 68ER)...the 11 wins were second most on the club behind Chris Archer (12) while the 163.1 innings were third most behind Archer (212.0IP) and Jake Odorizzi (169.1)...acquired by the Rays from the Mariners on March 31 in exchange for LHP Mike Montgomery...carried a no-hitter into the 8th inning on Sept. 14 vs. NYY.

2014 | Went 1-6 with a 5.26 ERA (75.1IP, 44ER) in 17 appearances (14GS) with Seattle.

2013 | Made 14 appearances (1GS) over two stints with the Mariners, going 5-3 with a 4.98 ERA (72.1IP, 40ER).

2012 | In his first major league action, went 1-3 with a 3.36 ERA (59.0IP, 22ER) over 16 appearances (8GS) with the Mariners...made his MLB debut on April 9 vs. Texas (3.0IP, 2H, 1ER, BB, 3SO)...at 21 years, 343 days old, he was the youngest player on any MLB Opening Day roster.

2011 | Split the season between Double-A Jackson and Triple-A Tacoma, going 10-8 with a 4.83 ERA (152.2IP, 82ER)...the 10 wins led Mariners minor leaguers...named to the Southern League midseason All-Star Team.

2010 | Made 26 appearances (23GS) for Class-A Clinton, going 10-4 with 2.97 ERA (151.2IP, 50ER), the fourth-best mark among Mariners farmhands...named Clinton's Pitcher of the Year by the Mariners and to the Midwest League midseason and postseason All-Star Teams.

2009 | Went 11-1 with a 0.51 ERA (88.0IP, 5ER) in 14 appearances (13GS) for the VSL Mariners, leading the Venezuelan Summer League in ERA, wins, strikeouts (80) and innings pitched...named the Mariners Minor League Pitcher of the Year and the VSL Most Valuable Player.

2008 | Went 4-1 with a 2.86 ERA (63.0IP, 20ER) across 13 appearances (11GS) in his professional debut with the VSL Mariners.



CAREER PITCHING

YEAR	CLUB	W	L	ERA	G	GS	CG	SHO	SV	IP	H	R	ER	HR	HB	BB-I	SO	WP	BK
2008	VSL Mariners	4	1	2.86	13	11	1	0	0	63.0	67	23	20	2	2	9-3	46	5	2
2009	VSL Mariners	11	1	0.51	14	13	0	0	0	88.0	54	10	5	1	7	5-1	80	4	0
2010	Clinton	10	4	2.97	26	23	1	0	1	151.2	142	63	50	13	13	21-0	117	2	0
2011	Jackson	7	6	4.73	19	19	0	0	0	110.1	127	74	58	10	8	19-0	81	5	0
	Tacoma	3	2	5.10	7	7	0	0	0	42.1	51	27	24	4	2	13-0	35	0	0
2012	Tacoma	6	3	3.72	15	15	0	0	0	77.1	81	45	32	5	4	18-0	58	8	0
	Seattle	1	3	3.36	16	8	0	0	0	59.0	47	26	22	6	3	12-1	48	0	0
2013	Jackson	0	0	1.80	1	1	0	0	0	5.0	3	2	1	0	0	2-0	3	0	0
	Tacoma	3	3	3.09	7	7	0	0	0	43.2	43	17	15	4	1	14-0	42	0	0
	Seattle	5	3	4.98	14	13	0	0	0	72.1	79	44	40	12	3	26-0	57	0	0
	Everett	0	0	1.69	1	1	0	0	0	5.1	6	2	1	0	0	1-0	10	1	0
2014	Seattle	1	6	5.26	17	14	0	0	0	75.1	82	44	44	13	6	34-2	60	3	0
	High Desert	0	1	7.50	1	1	0	0	0	6.0	8	6	5	2	0	2-0	7	0	0
	Tacoma	6	5	3.65	15	14	0	0	0	86.1	92	43	35	8	4	13-0	67	9	0
2015	Tampa Bay	11	6	3.75	34	27	0	0	0	163.1	145	73	68	16	9	40-0	126	3	0
2016	Tampa Bay	7	11	3.77	64	1	0	0	2	90.2	90	39	39	14	4	26-5	63	7	0
2017	Tampa Bay	4	3	4.80	26	8	0	0	1	69.1	66	39	37	10	1	16-1	55	1	0
	Seattle	1	3	3.92	11	11	0	0	0	62.0	57	31	27	12	1	15-1	54	0	0
2018	Modesto	0	0	3.00	1	1	0	0	0	3.0	4	1	1	0	0	1-0	3	0	0
	Tacoma	0	2	2.41	5	5	0	0	0	18.2	14	7	5	1	1	3-0	17	0	1
	Seattle	2	4	6.50	10	10	0	0	0	45.2	52	35	33	14	3	12-0	33	0	0
	Arkansas	0	0	2.25	1	1	0	0	0	4.0	4	2	1	0	0	0-0	6	0	0
2019	Pawtucket	6	8	4.74	27	24	1	0	0	125.1	125	75	66	18	5	43-0	95	6	1
	Boston	0	0	12.00	1	0	0	0	0	3.0	4	4	4	2	1	1-0	1	0	0
2020	New York-NL	0	0	0.63	6	0	0	0	1	14.1	8	1	1	1	0	4-0	9	0	0
2021	Toledo	1	0	3.38	5	0	0	0	0	8.0	4	3	3	0	0	3-0	10	4	0
	Detroit	1	1	5.74	17	0	0	0	0	26.2	24	17	17	4	1	5-0	20	0	0
2022	Rochester	0	0	0.00	5	0	0	0	0	7.0	4	0	0	0	0	1-0	12	0	0
	Washington	4	2	2.92	60	2	0	0	0	86.1	79	31	28	11	6	14-1	61	1	0
2023	Washington	2	3	6.33	23	0	0	0	0	27.0	36	20	19	4	3	6-0	13	0	1
	Durham	2	1	5.87	9	1	0	0	0	23.0	27	15	15	4	0	8-0	29	1	1
	Tampa Bay	1	0	6.48	15	2	0	0	0	33.1	46	27	24	7	1	7-0	30	2	0
Minor League Totals		59	37	3.49	144	3	3	0	1	868.0	856	415	337	72	47	176-4	718	45	5
Major League Totals		40	45	4.37	314	96	0	0	4	828.1	815	431	402	126	42	218-11	630	17	1

DID YOU KNOW?

MAJOR LEAGUE WAIVER RULES

There are two types of waiver requests: outright waivers and unconditional release waivers. Both types are irrevocable. Outright waivers are required for a major league club to assign a player outright to a minor league club. Unconditional release waivers can be secured at any point during the year to release a player. After the trade deadline, the only way clubs can acquire major league players until after the World Series is through waiver claims—a new rule introduced in 2019.





JOE RECORD

78 RHP

Joseph Bryan Record

BATS RIGHT	THROWS RIGHT	HEIGHT 6'3"	WEIGHT 250
OPENING DAY AGE 29	MAJOR LEAGUE SERVICE None		
BORN 1/12/95 in Anaheim, CA	RESIDES Phoenix, AZ		
SIGNING SCOUT Taylor Cameron (Twins)			
ACQUIRED Signed as a free agent, 12/21/23			

2023 | Went 3-2 with a 3.71 ERA (53.1IP, 22ER) and 11 saves in 50 relief appearances for Triple-A Sugar Land...the 11 saves led Houston minor leaguers while the 50 appearances ranked second.

2022 | Split the season between Double-A Corpus Christi and Sugar Land, going 5-1 with a 4.62 ERA (60.1IP, 31ER) and four saves.

2021 | Made 19 appearances (7GS) for Corpus Christi and went 5-2 with a 3.36 ERA (61.2IP, 23ER)...was named to the Arizona Fall League Rising Stars Game after throwing 13.2 scoreless innings across nine relief appearances for the Glendale Desert Dogs.

2020 | Was not part of the Twins 60-man player pool and did not pitch following the cancellation of the minor league season...was selected by Houston in the minor league phase of the Rule 5 Draft.

2019 | Went 4-4 with a 5.07 ERA (55.0IP, 31ER) and eight saves across 35 appearances in his professional debut between Class-A Cedar Rapids and Class-A Fort Myers.

PERSONAL | Selected by the Twins in the 28th round of the 2017 First-Year Player Draft out of the University of California, Santa Barbara...had elbow surgery during his final collegiate season in 2017 and spent all of 2018 rehabbing.

CAREER PITCHING

YEAR	CLUB	W	L	ERA	G	GS	CG	SHO	SV	IP	H	R	ER	HR	HB	BB-I	SO	WP	BK	
2019	Cedar Rapids	0	1	0.00	7	0	0	0	5	8.1	1	2	0	0	1	1-0	16	1	0	
	Fort Myers	4	3	5.98	28	0	0	0	3	46.2	53	36	31	1	1	15-2	52	3	0	
2020	Did Not Pitch																			
2021	Corpus Christi	5	2	3.36	19	7	0	0	0	61.2	44	24	23	5	2	36-0	53	5	0	
2022	Corpus Christi	1	0	3.32	16	1	0	0	4	22.1	16	8	8	0	4	14-0	26	4	0	
	Sugar Land	4	1	5.45	29	0	0	0	0	38.0	44	26	23	3	0	19-0	38	6	0	
2023	Sugar Land	3	2	3.71	50	0	0	0	11	53.1	42	26	22	2	1	29-0	52	6	0	
Minor League Totals		17	9	4.18	149	8	0	0	23	230.1	200	122	107	11	9	114-2	237	25	0	

DID YOU KNOW?

A GLOBAL GAME

On 2023 Opening Day, 28.5 pct. of all major leaguers were born outside the 50 United States, spanning 19 countries and territories. This figure has grown from an internationally-born figure of 16.9 pct. in 1995. On 2017 Opening Day, an all-time record 29.8 pct. of all major league players represented countries outside of the U.S. by birthplace.



RONNY SIMON

70

INF



Ronny Oliver Simon Mateo (SIGH-muhn)

BATS SWITCH	THROWS RIGHT	HEIGHT 5'9"	WEIGHT 180
-------------	--------------	-------------	------------

OPENING DAY AGE 23	MAJOR LEAGUE SERVICE None
BORN 4/17/00 in La Romana, DR	RESIDES La Romana, DR
SIGNING SCOUT Mario Encarnacion/Gian Guzman/Jose Serra (White Sox)	
ACQUIRED From the Arizona Diamondbacks in exchange for 1B/OF Jordan Luplow, 11/26/21	

2023 | Hit .250/.337/.400 (120-for-480) with 25 2B, 4 3B, 13 HR, 56 RBI and 31 SB in 128 games between Double-A Montgomery and Triple-A Durham... ranked among Rays farmhands in 2B (T3rd), SB (4th, 31), runs (T5th, 82), walks (8th, 61) and XBH (9th, 42)...named MVP of the Dominican Winter League after hitting .323 (53-for-164) with 11 2B, 1 3B, 5 HR, 21 RBI and 14 SB in 46 games for Toros del Este.

2022 | Hit .260/.303/.479 (113-for-434) with 19 2B, 22 HR and 76 RBI in 109 games between Class-A Bowling Green and Double-A Montgomery... ranked among Rays minor leaguers in homers (T3rd), steals (4th, 34), runs (4th, 82), triples (T6th), total bases (7th, 208) and extra-base hits (T8th, 46)...hit .325/.402/.550 (26-for-80) with 4 2B, 4 HR and 24 RBI in 21 games for the Mesa Solar Sox in the Arizona Fall League...named to the AFL Rising

Stars Game...appeared in nine games with the Toros del Este.

2021 | Split the season between Class-A Visalia and Class-A Hillsboro...hit .245/.329/.454 (94-for-383) with 23 2B, 3 3B, 17 HR and 63 RBI in 97 games... named to the Diamondbacks Organizational All-Star Team by MLB.com...acquired by the Rays on Nov. 26 in exchange for OF Jordan Luplow.

2020 | Was not part of the Cubs 60-man player pool and did not play following the cancellation of the minor league season...acquired by the Diamondbacks on Nov. 5 as the player to be named in an Aug. 31 trade for LHP Andrew Chafin.

2019 | Ranked among Dominican Summer League leaders in triples (T2nd, 9), slugging pct. (3rd, .571) and OPS (7th, .982).

2018 | Played 25 games in his professional debut with the DSL Cubs 2.

CAREER BATTING

YEAR	CLUB	AVG	G	AB	R	H	2B	3B	HR	RBI	SH	SF	HB	BB-I	SO	SB	CS	GDP	OBP	SLG
2018	DSL Cubs 2	.185	25	65	12	12	5	0	0	5	1	2	4	10-0	15	5	3	1	.321	.262
2019	DSL Cubs 2	.333	54	168	31	56	13	9	3	28	4	1	2	21-0	25	14	8	0	.411	.571
2020		Did Not Play																		
2021	Visalia	.249	77	301	44	75	17	3	15	52	2	2	1	43-0	81	13	3	2	.343	.475
	Hillsboro	.232	20	82	8	19	6	0	2	11	0	1	2	3-0	20	6	1	1	.273	.378
2022	Bowling Green	.255	70	290	57	74	11	3	15	51	1	4	2	17-0	74	22	6	2	.297	.469
	Montgomery	.271	39	144	25	39	8	2	7	25	0	4	0	11-0	25	12	2	4	.314	.500
2023	Montgomery	.240	96	363	63	87	17	4	10	44	1	5	4	43-0	90	26	10	5	.323	.391
	Durham	.282	32	117	19	33	8	0	3	12	0	1	1	18-0	28	5	2	1	.380	.427
Minor League Totals		.258	413	1530	259	395	85	21	55	228	9	20	16	166-0	358	103	35	16	.333	.449



BURCH SMITH

Burch Taylor Smith

BATS RIGHT	THROWS RIGHT	HEIGHT 6'4"	WEIGHT 230
-------------------	---------------------	--------------------	-------------------



77 **RHP**

OPENING DAY AGE **33** MAJOR LEAGUE SERVICE **4 years, 92 days**

BORN **4/12/90 in San Antonio, TX** RESIDES **Tampa, FL**

SIGNING SCOUT **Lane Decker (Padres)**

ACQUIRED **Signed as a free agent, 1/2/24**

2023 | Made one start for the Hanwha Eagles in the KBO League...suffered a shoulder injury in his lone appearance and was released on April 19...posted a 2.51 ERA (14.1IP, 4ER) in 12 relief appearances for Gigantes del Cibao in the Dominican Winter League.

2022 | Went 2-3 with a 3.76 ERA (64.2IP, 27ER) in 26 appearances for the Saitama Seibu Lions in Nippon Professional Baseball.

2021 | Made 31 relief appearances for Oakland, pitching to a 5.40 ERA (43.1IP, 26ER).

2020 | Went 2-0 with a 2.25 ERA (12.0IP, 3ER) in six relief appearances with the Athletics...placed on the 10-day IL on Aug. 16 with a right forearm strain and transferred to the 60-day IL on Aug. 26, ending his season...acquired by Oakland from San Francisco on Feb. 15 in exchange for cash considerations.

2019 | Recorded a 5.48 ERA (21.1IP, 13ER) in 17 relief appearances between the Giants and Brewers...designated for assignment by Milwaukee on Aug. 9 and claimed by San Francisco on Aug. 12...signed a minor league contract with the Brewers on Jan. 11.

2018 | Went 1-6 with a 6.92 ERA (78.0IP, 60ER) across 38 appearances (6GS) with the Royals.

2017 | Made 13 appearances (12GS) across three levels of the Rays system, going 5-3 with a 2.40 ERA (56.1IP, 15ER)...went 1-2 with a 3.98 ERA

(20.1IP, 9ER) in six starts for the Surprise Saguaros in the Arizona Fall League...was selected by the Mets in the Rule 5 Draft and immediately traded to the Royals in exchange for for cash considerations.

2016 | Missed the entire season while rehabbing from Tommy John surgery.

2015 | Missed the entire season after undergoing Tommy John surgery on April 7.

2014 | Made two starts for Triple-A El Paso before a right forearm strain injury ended his season... was dealt to the Rays on Dec. 19 as part of the Wil Myers trade.

2013 | In his first major league action, went 1-3 with a 6.44 ERA (36.1IP, 26ER) across 10 appearances (7GS) for the Padres...the Tampa native made his MLB debut on May 11 at Tropicana Field (1.0IP, 5H, 6ER, 2BB, 2SO).

2012 | Went 9-6 with a 3.85 ERA (128.2IP, 55ER) in 26 starts for Class-A Lake Elsinore.

2011 | Made his professional debut with the AZL Padres.

PERSONAL | Selected by the Padres in the 14th round of the 2011 First-Year Player Draft out of the University of Oklahoma...previously selected by Cleveland in both the 2009 and 2010 First-Year Player Drafts, but did not sign.

DID YOU KNOW?

PITCH TIMER

In September 2022, MLB announced three rule changes beginning with the 2023 season. They introduced a pitch timer, shift restrictions and bigger bases, each of which had been tested in over 8,000 minor league games. The pitch timer is set at 15 seconds with the bases empty. New for 2024, the timer will be set at 18 seconds with runners on base, reduced from 20 seconds in 2023. Hitters will receive one timeout per plate appearance and the pitcher can step off the rubber twice.



CAREER PITCHING

YEAR	CLUB	W	L	ERA	G	GS	CG	SHO	SV	IP	H	R	ER	HR	HB	BB-I	SO	WP	BK
2011	AZL Padres	0	0	4.50	2	0	0	0	1	2.0	3	2	1	0	0	1-0	4	1	0
2012	Lake Elsinore	9	6	3.85	26	26	0	0	0	128.2	127	62	55	11	7	27-1	137	4	0
2013	San Antonio	1	2	1.15	6	6	0	0	0	31.1	17	8	4	1	2	6-0	37	1	0
	San Diego	1	3	6.44	10	7	0	0	0	36.1	39	26	26	9	0	21-1	46	0	0
	Tucson	5	1	3.39	12	12	0	0	0	61.0	56	24	23	4	1	17-0	65	3	0
2014	El Paso	0	2	18.56	2	2	0	0	0	5.1	13	11	11	2	0	5-0	3	0	0
2015										Injured—Did Not Pitch									
2016										Injured—Did Not Pitch									
2017	GCL Rays	0	1	6.00	1	1	0	0	0	3.0	4	2	2	0	0	0-0	4	0	0
	Charlotte	3	1	2.43	9	8	0	0	0	37.0	26	12	10	1	4	20-0	33	1	0
	Durham	2	1	1.65	3	3	0	0	0	16.1	9	3	3	2	0	4-0	19	2	0
2018	Kansas City	1	6	6.92	38	6	0	0	0	78.0	90	60	60	15	4	40-2	77	0	1
2019	San Antonio	6	3	2.33	15	15	0	0	0	77.1	49	22	20	6	6	37-0	85	2	1
	Milwaukee	0	1	7.82	7	0	0	0	0	12.2	16	11	11	3	1	10-2	14	1	0
	Sacramento	1	1	4.20	3	2	0	0	0	15.0	16	12	7	1	2	9-0	18	1	0
	San Francisco	0	0	2.08	10	0	0	0	0	8.2	10	3	2	0	0	4-0	6	0	0
2020	Oakland	2	0	2.25	6	0	0	0	1	12.0	7	3	3	1	0	1-0	13	0	0
	Oakland	1	1	5.40	31	0	0	0	0	43.1	49	27	26	5	1	11-0	28	2	0
	Las Vegas	0	0	10.13	4	0	0	0	0	5.1	9	6	6	3	0	4-0	7	0	0
2022	Seibu (NPB)	2	3	3.76	26	0	0	0	1	64.2	51	30	27	3	3	22-0	62	0	0
2023	Hanwha (KBO)	0	0	6.75	1	1	0	0	0	2.2	3	2	2	0	1	0-0	2	0	0
Minor League Totals		27	18	3.34	83	75	0	0	1	382.1	329	164	142	31	22	130-1	412	15	1
Major League Totals		5	11	6.03	102	13	0	0	1	191.0	211	130	128	33	6	87-5	184	3	1



DAVIDA FRANKLIN / TAMPA BAY RAYS





JUSTIN STERNER

90

RHP

Justin James Sterner

BATS **RIGHT**THROWS **RIGHT**HEIGHT **6'2"**WEIGHT **225**OPENING DAY AGE **27**MAJOR LEAGUE SERVICE **None**BORN **8/29/96** in **La Jolla, CA**RESIDES **Provo, UT**SIGNING SCOUT **Scott Stanley (Marlins)**ACQUIRED **From the Miami Marlins along with cash considerations in exchange for RHP David Hess, 7/3/21**

2023 | Went 6-1 with a 5.27 ERA (54.2IP, 32ER) in 34 relief appearances between Double-A Montgomery and Triple-A Durham...made 10 relief appearances for Gigantes del Cibao in the Dominican Winter League, going 1-0 with a 3.48 ERA (10.1IP, 4ER).

2022 | In 38 relief appearances between Montgomery and Durham, went 6-2 with a 3.94 ERA (48.0IP, 21ER).

2021 | Was acquired from the Marlins along with cash considerations on July 3 in exchange for RHP David Hess...went 4-4 with a 3.45 ERA (57.1IP, 22ER) in 32 relief appearances between the Rays and Marlins systems.

PERSONAL | Signed with the Marlins as a non-drafted free agent on July 31, 2020 following three seasons at Brigham Young University.

CAREER PITCHING

YEAR	CLUB	W	L	ERA	G	GS	CG	SHO	SV	IP	H	R	ER	HR	HB	BB-I	SO	WP	BK
2021	Jupiter	2	1	1.38	7	0	0	0	3	13.0	3	2	2	0	2	5-0	20	2	0
	Beloit	0	0	7.36	5	0	0	0	0	7.1	6	7	6	3	2	6-0	10	0	0
	Bowling Green	1	2	3.00	6	0	0	0	0	9.0	9	5	3	0	0	3-0	16	1	0
	Montgomery	1	1	3.54	14	0	0	0	3	28.0	23	11	11	4	1	7-0	32	5	0
2022	Montgomery	5	2	2.41	32	0	0	0	4	41.0	31	15	11	6	3	17-2	56	3	0
	Durham	1	0	12.86	6	0	0	0	0	7.0	12	10	10	1	1	7-0	9	3	0
2023	Montgomery	2	1	4.26	11	0	0	0	3	19.0	17	9	9	6	1	2-0	29	1	0
	Durham	4	0	5.80	23	0	0	0	0	35.2	38	24	23	7	0	19-0	42	5	0
Minor League Totals		16	7	4.22	104	0	0	0	13	160.0	139	83	75	27	10	66-2	214	20	0

DID YOU KNOW?

INSTANT REPLAY

The first decade (2014-23) of expanded instant replay have allowed MLB to get more calls correct, especially in key, game-changing situations. Over these 10 years, the overall timing of instant replay has been reduced from 1:46 in 2014 to 1:26 in 2023. Of 1,390 reviews in the 2023 regular season, there were 365 "confirmed" (26.3 pct.), 378 "stands" (27.2 pct.) and 630 "overturned" (45.3 pct.). An additional 17 were "rules check" or "record keeping."



NAOYUKI UWASAWA

36**RHP****Naoyuki (now-YOU-key) Uwasawa (oo-WAH-sah-WAH)****BATS RIGHT****THROWS RIGHT****HEIGHT 6'3"****WEIGHT 200**OPENING DAY AGE **30**MAJOR LEAGUE SERVICE **None**BORN **2/6/94 in Matsudo, Japan**RESIDES **Hokkaido, Japan**SIGNING SCOUT **Tateki Uchibori (Rays)**ACQUIRED **Signed as a free agent, 1/11/24**

2023 | Went 9-9 with a 2.96 ERA (170.0IP, 56ER) in 24 appearances for the Nippon Ham Fighters, completing his ninth season in Nippon Professional Baseball Organization...the 170.0 innings marked a career high and led the Pacific League...earned his third career NPB All-Star Game selection.

2022 | Made 23 appearances, going 8-9 with a 3.38 ERA (152.0IP, 57ER).

2021 | Won a career-best 12 games across 24 appearances, completing the season 12-6 with a 2.81 ERA (160.1IP, 50ER)...his 135 strikeouts set a career high...earned his second career NPB All-Star Game selection.

2020 | Went 8-6 with a 3.06 ERA (97.0IP, 33ER) in 15 appearances.

2019 | Made 11 appearances and went 5-3 with a 3.15 ERA (71.1IP, 25ER).

2018 | Went 11-6 with a 3.16 ERA (165.1IP, 58ER) in 25 appearances...earned his first career NPB All-Star Game selection.

2017 | Made 15 starts and went 4-9 with a 3.44 ERA (91.2IP, 35ER).

2016 | Went 0-1 with a 7.20 ERA (5.0IP, 4ER) across four appearances for Nippon's minor league club.

2015 | Made 13 starts, going 5-6 with a 4.18 ERA (75.1IP, 35ER).

2014 | Went 8-8 with a 3.19 ERA (135.1IP, 48ER) over 23 appearances (22 starts).

2013 | Made 18 appearances for Nippon's minor league team, going 4-8 with a 4.95 ERA (107.1IP, 59ER).

CAREER PITCHING

YEAR	CLUB	W	L	ERA	G	GS	CG	SHO	SV	IP	H	R	ER	HR	HB	BB-I	SO	WP	BK
2014	Nippon	8	8	3.19	23	22	2	1	0	135.1	113	49	48	14	7	45-0	105	2	2
2015	Nippon	5	6	4.18	13	13	1	0	0	75.1	75	41	35	6	5	30-0	43	1	1
2017	Nippon	4	9	3.44	15	15	0	0	0	91.2	84	39	35	11	2	32-1	74	2	1
2018	Nippon	11	6	3.16	25	0	4	3	0	165.1	146	62	58	15	5	38-1	151	3	0
2019	Nippon	5	3	3.15	11	0	0	0	0	71.1	69	34	25	5	1	27-1	64	3	0
2020	Nippon	8	6	3.06	15	0	1	0	0	97.0	85	40	33	6	1	38-1	90	4	0
2021	Nippon	12	6	2.81	24	0	1	0	0	160.1	119	53	50	8	4	48-1	135	5	2
2022	Nippon	8	9	3.38	23	0	3	0	0	152.0	129	61	57	15	9	50-0	127	2	0
2023	Nippon	9	9	2.96	24	0	2	2	0	170.0	152	66	56	14	5	41-0	124	5	1
NPB Totals		70	62	3.19	173	50	14	6	0	1118.1	972	445	397	94	39	349-5	913	27	7



EDWIN UCETA

63 RHP



Edwin Daniel Uceta Martinez (ooh-SAY-tah)

BATS **RIGHT**

THROWS **RIGHT**

HEIGHT **6'0"**

WEIGHT **210**

OPENING DAY AGE **26**

MAJOR LEAGUE SERVICE **1 year, 48 days**

BORN **1/9/98 in Villa Los Almácigos, DR**

RESIDES **Santiago Rodriguez, DR**

SIGNING SCOUT **Matthew Doppelt (Dodgers)**

ACQUIRED **Signed as a free agent, 12/12/23**

2023 | Made one relief appearance with the Mets, throwing 3.0 scoreless innings with three strikeouts on April 22 at San Francisco...was claimed off waivers by the Cubs from the Mets on Aug. 18...was claimed off waivers by the Mets from the Pirates on April 6 and claimed by Pittsburgh from Detroit on April 2...was claimed off waivers by Detroit from Arizona on Jan. 11...in six starts for Estrellas Orientales in the Dominican Winter League, went 1-0 with a 2.55 ERA (24.2IP, 7ER).

2022 | Made 10 relief appearances for the Diamondbacks, posting a 5.28 ERA (17.0IP, 11ER)...made two appearances for Estrellas Orientales.

2021 | In his first major league action with the Dodgers, went 0-3 with a 6.64 ERA (20.1IP, 15ER) over 14 appearances (1GS)...made his MLB debut on April 30 at Milwaukee (2.0IP, 4H, 2ER, 1BB, 2SO)...was claimed off waivers by Arizona from Los Angeles on Oct. 26...named DWL Rookie of the Year after going 3-2 with a 2.25 ERA (32.0IP, 8ER) in six starts for Estrellas Orientales.

2020 | Was part of the Dodgers 60-man player pool and spent the summer at the alternate training site at the University of Southern California...was added to the 40-man roster on Nov. 20.

2019 | Went 11-2 with a 2.77 ERA (123.1IP, 38ER) in 26 appearances (24GS) between Class-A Rancho Cucamonga and Double-A Tulsa...ranked among Dodgers farmhands in wins (T1st), strikeouts (T2nd, 141) and ERA (5th).

2018 | Split the season between Class-A Great Lakes and Rancho Cucamonga, going 5-6 with a 3.89 ERA (120.1IP, 52ER)...ranked second among Dodgers minor leaguers in both strikeouts (131) and starts (25).

2017 | Went 2-3 with a 6.59 ERA (56.0IP, 41ER) across 14 starts for Rookie-level Ogden.

2016 | Made his professional debut between both Dodgers Dominican Summer League clubs, going 2-1 with a 1.72 ERA (31.1IP, 6ER) in 11 appearances (3GS).

DID YOU KNOW?

ROOKIE QUALIFICATIONS

A player shall be considered a rookie unless, during a previous season or seasons, he had (a) exceeded 130 at-bats or 50 innings pitched in the major leagues; or (b) accumulated more than 45 days on the active roster of a major league club or clubs, excluding expanded rosters in seasons prior to 2020. Entering 2024, the Rays have eight rookies on their 40-man roster.

Osleivis Basabe	INF	Greg Jones	INF/OF
Junior Caminero	INF	Curtis Mead	INF
Yoniel Curet	RHP	Austin Shenton	INF
Jacob Lopez	LHP	Colby White	RHP



CAREER PITCHING

YEAR	CLUB	W	L	ERA	G	GS	CG	SHO	SV	IP	H	R	ER	HR	HB	BB-I	SO	WP	BK
2016	DSL Dodgers 2	0	1	1.20	5	2	0	0	0	15.0	11	2	2	0	0	1-0	11	5	1
	DSL Dodgers 1	2	0	2.20	6	1	0	0	0	16.1	9	4	4	1	0	2-0	17	1	0
2017	Ogden	2	3	6.59	14	14	0	0	0	56.0	63	45	41	8	0	14-0	62	5	1
2018	Great Lakes	5	6	3.25	20	20	0	0	0	99.2	91	40	36	9	2	27-0	103	2	3
	R. Cucamonga	0	0	6.97	5	5	0	0	0	20.2	17	16	16	7	0	12-0	28	1	1
2019	R. Cucamonga	4	0	2.15	10	10	0	0	0	50.1	47	19	12	6	3	16-0	65	3	1
	Tulsa	7	2	3.21	16	14	0	0	0	73.0	62	29	26	5	4	33-2	76	1	1
2020		Did Not Pitch																	
2021	Los Angeles-NL	0	3	6.64	14	1	0	0	0	20.1	19	18	15	3	0	12-1	25	1	1
	Oklahoma City	2	3	4.71	10	3	0	0	0	28.2	27	16	15	4	3	13-0	38	2	0
	ACL Dodgers	0	0	0.00	1	1	0	0	0	1.0	0	0	0	0	0	0-0	2	0	0
2022	Reno	6	1	4.86	28	5	0	0	0	50.0	35	29	27	9	5	30-2	70	2	0
	Arizona	0	0	5.82	10	0	0	0	0	17.0	14	12	11	2	1	7-0	13	1	0
2023	Syracuse	1	0	1.93	4	0	0	0	0	4.2	2	3	1	1	0	6-0	0	0	0
	New York-NL	0	0	0.00	1	0	0	0	0	3.0	0	0	0	0	1	2-0	3	0	0
	FCL Mets	0	0	0.00	1	1	0	0	0	1.0	0	0	0	0	0	0-0	1	0	0
	St. Lucie	0	0	0.00	2	1	0	0	0	2.0	0	0	0	0	0	0-0	1	0	0
	Iowa	0	1	16.20	5	0	0	0	0	5.0	9	9	9	4	1	6-1	3	0	0
Minor League Totals		29	17	4.02	127	77	0	0	0	423.1	373	212	189	54	18	160-5	477	22	8
Major League Totals		0	3	5.80	25	1	0	0	0	40.1	33	30	26	5	2	21-1	41	2	1



WILL VRAGOVIC / TAMPA BAY RAYS



NATHAN WILES

91 RHP



Nathan Daniel Wiles

BATS **RIGHT** / THROWS **RIGHT** / HEIGHT **6'5"** / WEIGHT **235**

OPENING DAY AGE **25** / MAJOR LEAGUE SERVICE **None**

BORN **7/2/98** in **Overland Park, KS** / RESIDES **Spring Hill, KS**

SIGNING SCOUT **Jonathan Hall (Rays)**

ACQUIRED **Selected in the eighth round of the 2019 First-Year Player Draft**

2023 | Split the season between Double-A Montgomery and Triple-A Durham, going 8-3 with a 5.38 ERA (110.1IP, 66ER) across 27 appearances (22GS)...the eight wins were tied for fourth most among Rays minor leaguers.

2022 | Went 2-2 with a 4.38 ERA (88.1IP, 43ER) in 23 appearances (22GS) with Class-A Bowling Green...was promoted to Durham on Sept. 13 and made one start for the Bulls to finish his season.

2021 | Missed the entire season after undergoing Tommy John surgery in March.

2020 | Was not part of the Rays 60-man player pool...made five starts for Perth Heat in the Australian Baseball League, posting a 1.61 ERA (22.1IP, 4ER) with 30 strikeouts against four walks.

2019 | Made his professional debut with Rookie-level Hudson Valley, going 3-0 with a 3.06 ERA (35.1IP, 12ER) across 14 appearances (7GS).

PERSONAL | Made 50 appearances (36GS) over three seasons at the University of Oklahoma... went 19-10 with a 3.97 ERA (226.2IP, 100ER).

CAREER PITCHING

YEAR	CLUB	W	L	ERA	G	GS	CG	SHO	SV	IP	H	R	ER	HR	HB	BB-I	SO	WP	BK	
2019	Hudson Valley	3	0	3.06	14	7	0	0	0	35.1	40	13	12	4	1	2-0	39	6	0	
2020	Did Not Pitch																			
2021	Injured-Did Not Pitch																			
2022	Bowling Green	2	2	4.38	23	22	0	0	0	88.1	83	44	43	14	2	11-0	72	4	0	
	Durham	0	1	12.27	1	1	0	0	0	3.2	7	5	5	0	0	1-0	4	1	0	
2023	Montgomery	1	1	3.00	7	3	0	0	0	21.0	19	7	7	1	1	2-0	24	2	0	
	Durham	7	2	5.94	20	19	1	0	0	89.1	100	63	59	19	2	27-0	72	3	0	
Minor League Totals		13	6	4.77	65	52	1	0	0	237.2	249	132	126	38	6	43-0	211	16	0	

DID YOU KNOW?

THREE-BATTER MINIMUM

Beginning in 2020, the starting pitcher and any relief pitcher must pitch to a minimum of three batters, until the batters are retired or reach base, or until the half-inning is over. An exception exists if the substitute pitcher sustains injury or illness which, in the Crew Chief's judgment, incapacitates him from pitching. This rule was created in an effort to reduce the number of pitching changes and, in turn, cut down the average game time.



CARSON WILLIAMS

80

INF



Carson Everett Williams

BATS **RIGHT**

THROWS **RIGHT**

HEIGHT **6'2"**

WEIGHT **190**

OPENING DAY AGE **20**

MAJOR LEAGUE SERVICE **None**

BORN **6/25/03 in San Diego, CA**

RESIDES **Boca Raton, FL**

SIGNING SCOUT **Jaime Jones (Rays)**

ACQUIRED **Selected in the first round (28th overall) of the 2021 First-Year Player Draft**

2023 | Slashed .257/.356/.497 (112-for-435) with 21 2B, 7 3B, 23 HR, 81 RBI and 20 SB in 115 games across three levels of the Rays system...was named Defensive Player of the Year by the Rays Baseball Operations department for the second consecutive season...ranked among Rays farmhands in triples (T2nd), XBH (T4th, 51), HR (5th), RBI (T5th) and total bases (6th, 216)...named to the Rays Organizational All-Star Team and the South Atlantic League postseason All-Star Team by MLB.com...named to the Arizona Fall League Rising Stars Game after hitting .246 (17-for-69) with 2 2B, 6 RBI and 5 SB in 19 games for the Peoria Javelinas...ranked by *Baseball America* as the No. 37 overall prospect in the minors and the No. 2 prospect in the Rays system following the season.

2022 | In 113 games for Class-A Charleston, hit .252 (114-for-452) with 22 2B, 10 3B, 19 HR, 70 RBI and 28 SB...was named Defensive Player of the Year by the Rays Baseball Operations department and

claimed the Rawlings Gold Glove Award as the Best Defensive Shortstop in the minors...named to the Carolina League postseason All-Star Team...ranked among league leaders in triples (T1st), HR (2nd), XBH (2nd, 51), slugging pct. (3rd, .471), RBI (4th), runs (4th, 81), hits (6th) and OPS (6th, .818)...ranked among Rays minor leaguers in triples (2nd), XBH (T3rd), HR (T5th), runs (T5th), walks (7th, 57), hits (8th), steals (8th) and RBI (9th).

2021 | Made his professional debut with the FCL Rays, batting .282 (11-for-39) with 4 2B, 1 3B and 8 RBI in 11 games...ranked by *Baseball America* as the No. 7 prospect in the Rays system following the season.

PERSONAL | Selected out of Torrey Pines (Calif.) High School...hit .495/.598/.979 (48-for-97) with 10 2B, 11 HR, 35 RBI and 34 SB in 31 games as a high school senior...committed to UC Berkeley before signing with the Rays.


CAREER BATTING

YEAR	CLUB	AVG	G	AB	R	H	2B	3B	HR	RBI	SH	SF	HB	BB-I	SO	SB	CS	GDP	OBP	SLG
2021	FCL Rays	.282	11	39	8	11	4	1	0	8	0	0	2	6-0	13	2	2	0	.404	.436
2022	Charleston	.252	113	452	81	114	22	10	19	70	1	3	10	57-0	168	28	10	3	.347	.471
2023	Bowling Green	.254	105	401	69	102	18	7	23	77	0	1	7	53-0	147	17	9	7	.351	.506
	Durham	.077	4	13	3	1	1	0	0	0	0	0	0	2-0	6	0	0	0	.200	.154
	Montgomery	.429	6	21	4	9	2	0	0	4	0	0	1	4-0	5	3	1	1	.538	.524
Minor League Totals		.256	239	926	165	237	47	18	42	159	1	4	20	122-0	339	50	22	11	.354	.482



DAVIDA FRANKLIN/ TAMPA BAY RAYS





LOGAN WORKMAN

92

RHP

Logan Heath Workman

BATS **RIGHT**THROWS **RIGHT**HEIGHT **6'2"**WEIGHT **220**OPENING DAY AGE **25**MAJOR LEAGUE SERVICE **None**BORN **12/6/98** in **Chattanooga, TN**RESIDES **Soddy Daisy, TN**SIGNING SCOUT **Steve Ames (Rays)**ACQUIRED **Selected in the seventh round of the 2021 First-Year Player Draft**

2023 | Made 15 starts for Double-A Montgomery, going 4-4 with a 4.12 ERA (63.1IP, 29ER)...threw 6.2 scoreless innings across three rehab appearances (2GS) with the FCL Rays...named to the Arizona Fall League Rising Stars Game after going 2-0 with a 5.71 ERA (17.1IP, 11ER) and 21 strikeouts across five appearances (4GS) with the Peoria Javelinas

2022 | Split the season between Class-A Charleston and Class-A Bowling Green, going 6-3 with a 2.93 ERA (113.2IP, 37ER) over 26 appearances (25GS)...

ranked among Rays minor leaguers in starts (T3rd), ERA (4th), innings (4th), opponent avg. (4th, .236), WHIP (4th, 1.12) and strikeouts (T6th, 115).

2021 | Went 1-0 with a 0.87 ERA (10.1IP, 1ER) and 14 strikeouts across six appearances (2GS) in his professional debut with the FCL Rays.

PERSONAL | Went 20-5 with a 2.13 ERA (198.1IP, 47ER), seven saves and 243 strikeouts in four seasons at Lee (Tenn.) University.

CAREER PITCHING

YEAR	CLUB	W	L	ERA	G	GS	CG	SHO	SV	IP	H	R	ER	HR	HB	BB-I	SO	WP	BK
2021	FCL Rays	1	0	0.87	6	2	0	0	0	10.1	6	1	1	0	1	5-0	14	0	0
2022	Charleston	1	0	0.77	6	6	0	0	0	23.1	15	3	2	0	0	3-0	34	0	0
	Bowling Green	5	3	3.49	20	19	0	0	0	90.1	83	39	35	13	7	26-0	81	5	0
2023	Montgomery	4	4	4.12	15	15	1	0	0	63.1	67	38	29	7	1	21-0	71	2	0
	FCL Rays	0	0	0.00	3	2	0	0	0	6.2	3	0	0	0	0	1-0	7	0	0
Minor League Totals		11	7	3.11	50	44	1	0	0	194.0	174	81	67	20	9	56-0	207	7	0


DID YOU KNOW?

RAYS & MLB VISIT CUBA

On March 20-22, 2016, the Rays traveled to Havana, Cuba, after being selected via lottery to be the first Major League Baseball team to visit Cuba since the 1999 Orioles. The voyage coincided with the historic diplomatic visit of President Barack Obama, the first sitting U.S. President to visit Cuba since Calvin Coolidge in 1928. Among the 55,000 in attendance at Estadio Latinoamericano for the March 21 contest were many dignitaries, including President Obama and the First Lady, Cuban President Raúl Castro, Cuban-born stars Luis Tiant and José Cardenal, MLB Commissioner Rob Manfred, Derek Jeter and Joe Torre. The Rays defeated the Cuban National Team, 4-1.



RECORDS & HISTORY



ERIC RISBERG / AP PHOTOS

TEAM RECORDS

GENERAL

Most Wins, Season

100 2021

Most Losses, Season

106 2002

Most Home Wins, Season

57 2008

Most Home Losses, Season

51 2002

Most Road Wins, Season

48 2019, 2021

Most Road Losses, Season

61 2006

Most Wins, Before All-Star Break

58 2023

Most Wins, After All-Star Break

47 2021

Highest Winning Pct.

.667 (40-20) 2020

Most Series Victories

34 2008

Most Series Sweeps

14 2021

Most Home Series Sweeps

9 2018

Most Road Series Sweeps

7 2021

Most Days in First Place

114 2023

Most Games Over .500

39 (100-61) 10/2/21

Most Walk-Off Wins

13 2011, 2013

Most Wins, Month

22 April 2023

May 2021

21 Aug. 2021

Aug. 2020

July 2013

Aug. 2008

Longest Win Streak

13 3/30/23-4/13/23

12 6/9/04-6/22/04

11 5/13/21-5/24/21

9 8/21/21-8/31/21

7/12/14-7/26/14

Longest Home Win Streak

14 3/30/23-4/24/23

12 8/9/18-9/10/18

11 4/22/08-5/13/08

10 4/21/12-5/4/12

9 6/29/13-7/11/13

6/24/09-7/10/09

Longest Road Win Streak

9 5/9/21-5/31/21

8/15/20-8/31/20

7/28/19-8/13/19

8 4/19/22-5/7/22

7/4/14-7/23/14

4/23/11-5/8/11

9/27/09-4/19/10

7 8/24/21-9/7/21

6/15/04-6/22/04

Longest Loss Streak

15 4/25/02-5/10/02

12 8/27/04-9/10/04

11 6/16/16-6/26/16

9/3/09-9/13/09

6/25/07-7/5/07

6/30/98-7/13/98

10 5/26/14-6/5/14

6/28/05-7/8/05

9/9/00-9/20/00

Longest Home Loss Streak

11 5/22/99-6/24/99

9 4/25/02-5/10/02

8 9/1/00-9/20/00

6/30/98-7/13/98

4/14/98-5/9/98

Longest Road Loss Streak

13 6/19/02-7/20/02

12 7/30/06-8/30/06

11 6/20/16-7/18/16

10 6/15/21-7/3/21

5/17/14-6/3/14

7/1/06-7/28/06

Largest Margin of Victory

15 4/19/14 vs. NYY (16-1)

9/5/07 vs. BAL (17-2)

14 8/19/23 at LAA, G2 (18-4)

7/29/21 vs. NYY (14-0)

8/16/16 vs. SD (15-1)

13 7/14/18 at MIN (19-6)

5/22/09 at FLA (15-2)

4/30/09 vs. BOS (13-0)

7/29/06 at NYY (19-6)

9/19/99 at TEX (15-2)

Largest Margin of Defeat

19 5/23/23 vs. TOR (20-1)

18 7/23/02 at BOS, G1 (22-4)

Largest Deficit

Overcome in Victory

8 8/18/12 at LAA

(trailed 8-0, won 10-8)

7/25/09 at TOR

(trailed 9-1, won 10-9)

7 7/28/19 at TOR

(trailed 8-1, won 10-9)

9/28/11 vs. NYY

(trailed 7-0, won 8-7)

5/15/09 vs. CLE

(trailed 7-0, won 8-7)

Largest Deficit Overcome

in Victory, 9th Inning

4 8/10/11 at KC

(trailed 7-3, won 8-7)

7/23/02 at BOS, G2

(trailed 4-0, won 5-4)

Largest Blown Lead in Defeat

10 5/25/09 at CLE

(led 10-0, lost 11-10)

8 6/21/05 at NYY

(led 10-2, lost 20-11)

5/7/99 at CLE

(led 10-2, lost 20-11)

Largest Blown Lead

in Defeat, Home Game

7 5/16/13 vs. TOR

(led 7-0, lost 8-7)

6 4/16/07 vs. BAL

(led 6-0 & 7-1, lost 9-7)

Largest Blown Lead

in Defeat, 9th Inning

6 9/20/18 at TOR

(led 8-2, lost 9-8)

5 6/30/16 vs. DET

(led 7-2, lost 10-7)

6/5/07 at TOR

(led 11-6, lost 12-11)



Largest Shutout Win

14-0	7/29/21 vs. NYY
13-0	4/30/09 vs. BOS
12-0	8/28/17 at KC
	8/3/16 vs. KC
	7/1/13 at HOU
	8/28/11 at TOR
	4/21/10 at CWS

Largest Shutout Defeat

0-14	7/1/04 vs. TOR
0-13	4/7/13 vs. CLE
	5/16/02 at NYY

Most Wins vs. One Club, Season

18	2021 vs. BAL
15	2008 vs. BAL
14	2012 vs. TOR
	2009 vs. TOR

Most Losses vs. One Club, Season

16	2002 vs. BOS
----	--------------

Most Innings, Game

18	6/27/19 at MIN (won 5-2)
	9/20/13 vs. BAL (won 5-4)
16	7/3/18 at MIA (won 9-6)
	7/17/11 vs. BOS (lost 1-0)
	4/1/03 vs. BOS (lost 9-8)

Most Innings, Road Game

18	6/27/19 at MIN (won 5-2)
16	7/3/18 at MIA (won 9-6)
15	5/28/17 at MIN (won 8-6)
	7/30/12 at OAK (lost 4-3)
14	9/13/12 at BAL (lost 3-2)
	9/10/08 at BOS (won 4-2)
	6/14/02 at FLA (won 4-3)

Most Players Used, Season

61	2021, 2022
----	------------

Most Pitchers Used, Season, Including Position Players

41	2021
----	------

Most Pitchers Used, Season, Excluding Position Players

38	2021
----	------

Most Players Used, Game

28	9/15/17 vs. BOS (15 inn.)
	9/20/13 vs. BAL (18 inn.)
26	9/13/12 at BAL (14 inn.)
	9/28/11 vs. NYY (12 inn.)
25	9/18/19 at LAD (11 inn.)
	9/13/15 vs. BOS (13 inn.)
23	9/29/19 at TOR
	9/8/15 at DET (13 inn.)
	9/18/13 vs. TEX (12 inn.)

Most Rookies Used, Season

23	2018
----	------

Largest Active Roster

39	9/21/19-9/29/19
----	-----------------

Most All-Stars, Season

5	2009
---	------

Most Interleague Wins

27	2023
----	------

Highest Interleague Win Pct.

.833	2004 (15-3)
------	-------------

Most Interleague Losses

19	2023
----	------

Lowest Interleague Win Pct.

.167	2003, 2005 (3-15)
------	-------------------

Longest Time, Game

6:54	9/20/13 vs. BAL (18 inn.)
6:26	5/28/17 at MIN (15 inn.)
6:05	9/15/17 vs. BOS (15 inn.)
5:49	5/2/14 at NYY (14 inn.)
5:44	7/17/11 vs. BOS (16 inn.)
5:42	6/27/19 at MIN (18 inn.)
5:31	7/3/18 at MIA (16 inn.)
5:24	6/10/13 vs. BOS (15 inn.)
5:16	5/24/14 vs. BOS (15 inn.)
	8/4/00 vs. BAL (15 inn.)
5:15	4/1/03 vs. BOS (16 inn.)
5:14	9/13/12 at BAL (14 inn.)
5:09	7/30/12 at OAK (15 inn.)

Longest Time, 9-Inning Game

4:32	5/14/17 at BOS
4:24	8/10/20 at BOS
4:16	4/21/16 at BOS
4:15	5/31/02 vs. OAK
4:10	7/28/19 at TOR
	5/9/14 vs. CLE
4:09	9/11/19 at TEX
	9/18/12 vs. BOS

Shortest Time, Game

1:19	6/21/03 at FLA (5 inn.)
1:44	10/4/22 at BOS (5 inn.)
	9/12/09 at BOS (5 inn.)
1:53	8/9/11 vs. KC
1:54	7/16/23 at KC
	6/9/22 vs. STL
	6/8/03 at HOU
2:01	6/10/08 at LAA
	8/13/06 at OAK

DID YOU KNOW?**LONGEST SERVICE TIME WITH THE RAYS**

Evan Longoria	9 years, 170 days
Kevin Kiermaier	8 years, 131 days
Carl Crawford	8 years, 72 days
Ben Zobrist	7 years, 134 days
B.J. Upton	6 years, 126 days

James Shields	6 years, 125 days
Chris Archer	6 years, 109 days
Alex Cobb	6 years, 61 days
Rocco Baldelli	6 years, 33 days
David Price	5 years, 116 days



TEAM BATTING / SINGLE GAME

Most Runs, Game

19	7/14/18 at MIN
	7/29/06 at NYY
	6/24/04 at TOR
18	8/19/23 at LAA, G2
17	8/13/20 at BOS
	9/5/07 vs. BAL
16	7/12/19 at BAL
	4/19/14 vs. NYY
	4/11/11 at BOS
15	(14x), last 6/30/23 at SEA

Most Runs, Game, Opponent

22	7/23/02 at BOS, G1
21	7/22/07 at NYY
20	5/23/23 vs. TOR
	8/11/21 at BOS
	6/21/05 vs. NYY
	6/25/02 vs. TOR
	5/7/99 at CLE

Most Runs, Loss

11	8/7/10 at TOR (17-11)
	6/5/07 at TOR (12-11)
	6/21/05 at NYY (20-11)
	6/25/02 vs. TOR (20-11)
	5/7/99 at CLE (20-11)

Most Runs, Inning

11	8/28/07 at BAL (8th inn.)
	5/28/00 vs. SEA (8th inn.)
10	4/29/23 at CWS (7th inn.)
	7/29/21 vs. NYY (6th inn.)
	6/25/08 at FLA (5th inn.)
	7/22/06 vs. BAL (5th inn.)
	5/25/05 vs. OAK (1st inn.)

Most Runs, 1st Inning

10	5/25/05 vs. OAK
----	-----------------

Most Runs, 9th Inning

7	8/7/22 at DET
	8/11/21 at BOS
	5/14/17 at BOS
	7/7/04 at BAL

Most Runs, Series (4 Games)

42	8/10/20-8/13/20 at BOS
38	4/27/23-4/30/23 at CWS
37	8/16/12-8/19/12 at LAA

Most Runs, Series (3 Games)

34	8/29/08-8/31/08 vs. BAL
33	8/18/23-8/19/23 at LAA
32	5/18/21-5/20/21 at BAL
	9/7/18-9/9/18 vs. BAL
31	4/7/23-4/9/23 vs. OAK
	8/6/21-8/8/21 at BAL
	5/16/16-5/18/16 at TOR

Most Runs, Inning, Opponent

13	6/21/05 at NYY (8th inn.)
	4/18/05 at NYY (2nd inn.)
12	4/11/02 at BAL (6th inn.)
11	9/26/09 at TEX (5th inn.)
10	8/31/10 vs. TOR (6th inn.)
	10/4/09 vs. NYY (6th inn.)
	7/22/07 at NYY (4th inn.)
	7/26/06 vs. LAA (2nd inn.)
	7/23/02 at BOS (3rd inn.)

Most Runs, 1st Inning, Opponent

9	9/12/06 at NYY
---	----------------

Most Runs, 9th Inning, Opponent

9	5/23/23 vs. TOR
	6/2/06 vs. TOR

Most Hits, Game

24	6/24/04 at TOR
22	9/5/07 vs. BAL
21	7/24/03 at BOS
20	7/12/19 at BAL
	7/14/18 at MIN
	7/3/18 at MIA (16 inn.)
	5/2/14 at NYY (14 inn.)
	8/25/07 vs. OAK
	8/22/01 vs. BAL
	5/28/00 vs. SEA

Most Hits, Loss

19	4/1/03 vs. BOS (16 inn.)
----	--------------------------

Most Hits, Game, All Extra-Base Hits

6	7/31/20 at BAL
5	6x, last 5/4/23 vs. PIT

Most Hits, Game, Opponent

25	7/22/07 at NYY
23	6/16/15 vs. WSH
	6/21/05 at NYY

Most Hits, Inning

10	7/22/06 vs. BAL (5th inn.)
	5/28/00 vs. SEA (8th inn.)

Most Hits, Inning, Opponent

12	6/21/05 at NYY (8th inn.)
----	---------------------------

Most Consecutive Hits

8	5/31/02 vs. OAK
	(all with 2 out)

Most Consecutive Hits, Start of Game

5	9/2/20 at NYY
	4/27/11 at MIN

Most Consecutive Hits, Opponent

9	5/23/23 vs. TOR
---	-----------------

Most Consecutive Games without a Run

3	6/8/14-6/10/14
---	----------------

Fewest Hits, Game

0	5/10/22 at LAA
	8/15/12 at SEA
	6/25/10 vs. AZ
	5/9/10 at OAK
	7/23/09 at CWS
	4/27/02 at BOS
1	(14x), last 5/29/23 at CHC

Most Consecutive Innings with a Run

7	8/19/23-8/22/23
	9/5/19-9/6/19
	5/19/17-5/20/17
	7/29/06

Most Consecutive Scoreless Innings

32	4/8/23-4/11/23
----	----------------

Largest Margin, Outhit Opponents

17 (18-1)	4/30/09 vs. BOS
-----------	-----------------

Largest Margin, Outhit by Opponents

21 (27-6)	5/23/23 vs. TOR
18 (18-0)	5/10/22 at LAA
(22-4)	5/29/07 vs. DET

Most Extra-Base Hits, Game

12	6/16/09 at COL
11	9/7/21 at BOS
	7/13/19 at BAL, G2
	4/12/19 at TOR
	6/29/14 at BAL
10	8/16/16 vs. SD
	5/18/13 at BAL
	8/25/07 vs. OAK
	7/29/06 at NYY
	5/30/99 at SEA



Most Extra-Base Hits, Game, Opponent	
12	8/7/10 at TOR 7/23/02 at BOS, G1

Most Extra-Base Hits, Inning	
6	7/22/06 vs. BAL (5th inn.) 5/25/05 vs. OAK (1st inn.)

Most Extra-Base Hits, Inning, Opponent	
6	8/31/10 vs. TOR (6th inn.) 6/21/05 at NYY (8th inn.) 7/23/02 at BOS, G1 (3rd inn.)

Most Total Bases, Game	
41	6/16/09 at COL 9/5/07 vs. BAL
39	6/29/14 at BAL

Most Total Bases, Game, Opponent	
49	7/22/07 at NYY

Most Singles, Game	
17	6/24/04 at TOR 7/8/03 at OAK

Most Singles, Game, Opponent	
19	5/23/23 vs. TOR
18	7/22/06 vs. BAL 9/13/05 vs. NYY

Most Doubles, Game	
8	5/15/21 vs. NYM 5/18/13 at BAL 7/19/04 vs. NYY

Most Doubles, Game, Opponent	
8	7/21/07 at NYY, G2

Most Triples, Game	
4	4/20/19 vs. BOS
3	6/16/17 at DET 7/18/16 at COL 7/31/09 vs. KC 7/30/05 vs. KC 6/16/04 at SD

Most Triples, Game, Opponent	
3	4/5/03 vs. NYY

Most Home Runs, Game	
6	9/4/21 vs. MIN 7/13/19 at BAL, G2 5/7/09 at NYY 6/11/06 at KC 8/10/02 at KC

Most Home Runs, Game, Opponent	
8	8/7/10 at TOR

Most Home Runs, Home Game	
6	9/4/21 vs. MIN

Most Home Runs, Opponent, Tropicana Field	
6	8/23/17 vs. TOR 9/15/08 vs. BOS 4/21/00 vs. ANA 4/24/99 vs. SEA 5/31/98 vs. SEA

Most Home Runs, Inning	
4	9/21/16 vs. NYY, 3rd inn. (Wilson, Longoria, Miller, Dickerson)
3	(25x), last 4/29/23 at CWS, 7th inn. (Franco, Arozarena, J. Lowe) last at home: 7/29/21 vs. NYY, 5th inn. (Phillips, Choi, Meadows)

Most Home Runs, Inning, Opponent	
4	8/27/07 at CWS (7th inn.) 6/21/05 at NYY (8th inn.) 7/23/02 at BOS, G1 (3rd inn.) 8/1/99 at OAK (4th inn.)

Most Consecutive Home Runs	
3	5/29/18 at OAK (Cron, Wendle, Ramos) 9/21/16 vs. NYY (Longoria, Miller, Dickerson) 6/24/13 vs. TOR (Loney, Myers, Fuld) 6/9/08 at LAA (Longoria, Aybar, Navarro)

Most Consecutive Home Runs, Opponent	
3	6/20/18 at HOU (Springer, Bregman, Altuve) 8/25/14 at BAL (Young, Hardy, Davis) 7/20/10 at BAL (Scott, Wigginton, Jones) 8/27/07 at CWS (Pierzynski, Dye, Uribe) 6/21/05 at NYY (Sheffield, Rodriguez, Matsui) 6/22/02 at COL (Butler, Walker, Helton) 7/26/01 at ANA (Glaus, Erstad, Anderson) 5/19/99 at TEX (Rodriguez, Palmeiro, Zeile)

Most Consecutive Home Runs, Leading off Game	
2 *	7/18/19 at NYY, G1 (Meadows, Díaz) 6/15/98 vs. TOR (McCracken, Boggs)

Most Consecutive Games with a Home Run	
23	10/5/22-4/23/23
21	9/20/15-4/12/16
18	8/19/17-9/8/17
17	4/15/13-5/3/13

Most Consecutive Games with a HR, Start of Season	
22 *	3/30/23-4/23/23
12	4/2/07-4/15/07

Most Consecutive Games without a Home Run	
8	8/10/07-8/18/07

Most Stolen Bases, Game	
8	5/3/09 vs. BOS
7	5/25/23 vs. TOR 5/17/23 at NYM (10 inn.) 9/16/11 at BOS
6	5/19/10 at NYY 5/24/06 at TOR 8/13/03 vs. BAL (10 inn.)

Most Stolen Bases, Game, Opponent	
7	6/22/23 vs. KC 8/6/11 vs. OAK

Most Consecutive Successful Stolen Base Attempts	
35	5/22/23-6/10/23
21	7/1/10-7/23/10 6/1/07-6/30/07

Most Consecutive Games with a Stolen Base	
19	4/28/09-5/17/09
11	5/24/23-6/4/23 7/17/10-7/28/10

Most Times Caught Stealing, Game	
4	4/25/10 vs. TOR

* TIES A.L. RECORD
* MLB RECORD



Most Walks Drawn, Game

13	8/5/22 at DET
12	6/19/10 at FLA (11 inn.)
11	9/21/21 vs. TOR
	9/7/18 vs. BAL
	5/2/17 at MIA
	6/15/16 vs. SEA (13 inn.)
	4/25/14 at CWS
	6/26/10 vs. AZ
	9/25/07 vs. NYY (10 inn.)
	4/12/06 vs. BAL
	7/7/04 at BAL
	6/24/04 at TOR
	6/30/00 vs. NYY

Most Walks Drawn, Inning

6	9/19/12 vs. BOS (6th inn.)
---	----------------------------

Most Consecutive Batters Reached Base

10	5/31/02 vs. OAK (4th inn.)
----	----------------------------

Most Strikeouts, Game

24	9/15/17 vs. BOS (15 inn.)
23	5/8/19 vs. AZ (13 inn.)
	9/25/16 vs. BOS (10 inn.)
19	8/28/19 at HOU
	6/15/16 vs. SEA (13 inn.)
	7/2/15 vs. CLE (10 inn.)

Most Left on Base, Game

21	4/1/03 vs. BOS (16 inn.)
18	5/28/17 at MIN (15 inn.)
	6/15/16 vs. SEA (13 inn.)
	5/30/02 vs. OAK (13 inn.)
17	5/29/19 vs. TOR (11 inn.)
16	5/20/21 at BAL
	9/20/13 vs. BAL (18 inn.)
	8/29/07 at BAL (12 inn.)
	7/29/02 vs. BAL
	6/30/00 vs. NYY

Most Left on Base, Game, Opponent

18	8/4/14 at OAK (10 inn.)
	9/20/11 at NYY
17	5/28/17 at MIN (15 inn.)
	7/11/11 vs. BOS (16 inn.)
	8/2/02 vs. CWS (12 inn.)

Fewest Left on Base, Game

0	6/9/22 vs. STL
	8/15/12 at SEA
	5/9/10 at OAK
	7/23/09 at CWS
	5/13/06 vs. TOR
	8/11/05 at BAL

Most Double Plays, Rays Hitters

6	8/7/13 at AZ
	6/17/03 at NYY, G1

Most GDP, Rays Hitters

6 *	6/17/03 at NYY, G1
-----	--------------------

Most Sacrifice Bunts, Game

4	7/21/02 at TOR
---	----------------

Most Sacrifice Flies, Game

4	4/22/12 vs. MIN
3	9/11/21 at DET
	9/29/17 vs. BAL
	6/15/15 vs. WSH
	5/17/13 at BAL
	9/22/11 at NYY
	7/4/08 vs. KC
	8/22/06 vs. TEX

Most Hit Batters, Game

5	7/28/23 at HOU
4	8/27/23 vs. NYY
	4/21/16 at BOS
	8/30/14 vs. BOS
	7/25/12 at BAL
	7/24/11 at KC
	8/15/05 vs. NYY
	6/6/01 at TOR
	5/22/99 vs. ANA

Most Plate Appearances, Inning

16	5/28/00 vs. SEA (8th inn.)
15	7/29/21 vs. NYY (6th inn.)
	8/28/07 at BAL (8th inn.)
14	4/29/23 at CWS (7th inn.)
	6/25/08 at FLA (5th inn.)
	7/22/06 vs. BAL (5th inn.)
	8/26/05 vs. LAA (4th inn.)
	5/30/99 at SEA (4th inn.)

Most Pinch-Hitters, Inning

5 (consecutive)	6/18/06 at PHI (8th inn.)
-----------------	---------------------------

Most Times Batted Around, Game

3	6/24/04 at TOR (4th, 6th and 8th inn.)
2	(28x), last 8/18/23 at LAA, G2 (5th and 6th inn.)
	last at home: 6/14/19 vs. LAA (6th and 7th inn.)

* TIES A.L. RECORD



TEAM PITCHING / SINGLE GAME

Most Strikeouts, Game

24	8/17/19 vs. DET (13 inn.)
22	6/27/19 at MIN (18 inn.)
21	7/30/12 at OAK (15 inn.)
19	9/20/23 vs. LAA 7/27/20 vs. ATL 5/8/19 vs. AZ (13 inn.) 9/13/15 vs. BOS (13 inn.) 8/19/15 at HOU (13 inn.) 7/10/13 vs. MIN (13 inn.)
18	6/9/21 vs. WSH (11 inn.) 8/13/19 at SD 9/29/18 vs. TOR 10/1/17 vs. BAL 9/8/15 at DET (13 inn.) 5/10/13 vs. SD 8/28/11 at TOR

Most Consecutive Strikeouts, Game

8	8/17/19 vs. DET
---	-----------------

Most Consecutive Strikeouts, Start of Game

7	6/3/18 vs. SEA
---	----------------

Fewest Strikeouts, Game

0	(8x), last 4/8/11 at CWS
---	--------------------------

Fewest Hits Allowed

0	7/7/21 vs. CLE, G2 (7 inn.) 7/26/10 vs. DET
1	(19x), last 4/9/23 vs. OAK

Most Walks Issued, Game

14	4/26/06 at NYY (10 inn.)
12	7/17/11 vs. BOS (16 inn.) 6/4/04 at BAL (11 inn.) 5/15/04 at CLE 6/25/03 vs. NYY

Most Walks Issued, Inning

6	4/21/23 vs. CWS (3rd)
5	(15x), last 8/29/19 at HOU (5th) last at home: 4/24/05 vs. BOS (8th)

Most Consecutive Walks Issued

5	7/7/07 at KC
---	--------------

Back-to-Back-to-Back Shutouts

1x	4/8/23-4/10/23
----	----------------

Back-to-Back Shutouts

17x	4/18/23-4/19/23 9/27/20-4/1/21 8/28/20-8/29/20 5/14/19-5/15/19 9/17/18-9/18/18 8/19/18-8/20/18 7/7/18-7/8/18 6/25/18-6/26/18 8/21/14-8/22/14 9/13/13-9/14/13 7/1/13-7/2/13 4/5/13-4/6/13 7/28/12-7/29/12 5/9/08-5/10/08 9/3/03-9/4/03 5/19/02-5/21/02 9/23/01-9/25/01
-----	---

Most Consecutive Innings Pitched without a Hit

13	4/22/22-4/23/22
9	9/14/23-9/15/23 8/13/22-8/14/22 9/18/21-9/19/21 7/7/21 (DH) 6/13/21-6/14/21 7/26/10

Most Consecutive Innings without a Walk

30.0	9/1/19-9/4/19
------	---------------

Most Consecutive Innings without a Home Run

68.0	8/6/14-8/14/14
------	----------------

Most Hit Batters, Game

4	9/8/20 at WSH 7/19/03 vs. TEX 6/3/03 at CHC 5/10/01 vs. BAL 4/24/98 vs. ANA
---	---

Most Pitches, Game

301	9/20/13 vs. BAL (18 inn.)
-----	---------------------------

Most Pitches, 9-Inning Game

233	8/8/01 vs. NYY
-----	----------------

Most Pitchers Used, Game

12	9/15/17 vs. BOS (15 inn.)
11	9/20/13 vs. BAL (18 inn.)
9	(16x), last: 9/27/22 at CLE (11 inn.) last at home: 9/24/19 vs. NYY (12 inn.)

Most Pitchers Used, 9-Inning Game

9	9/23/19 vs. BOS 6/19/19 at NYY
---	-----------------------------------

Most Consecutive Scoreless Innings

32	4/8/23-4/11/23
27	8/18/18-8/21/18 9/12/13-9/15/13
26	6/24/18-6/28/18
24	6/30/13-7/3/13 7/27/12-7/30/12 5/8/08-5/11/08

Most Consecutive Batters Retired, Start of Game

24	8/14/22 vs. BAL 7/14/19 at BAL
----	-----------------------------------



TEAM BATTING / SINGLE SEASON

Most Runs	860	2023
Most Hits	1,531	1999
Highest Batting Average	.274	1999
Most Doubles	311	2001
Most Triples	46	2004
Most Home Runs	230	2023
Most Grand Slams	9	2021
Most Stolen Bases	194	2009
Most Extra-Base Hits	546	2021
Most Total Bases	2,452	2023
Highest Slugging Pct.	.445	2023

Highest On-Base Pct.	.343	2009
Most Sacrifice Bunts	53	1998
Most Sacrifice Flies	57	2010
Most Walks	672	2010
Most Intentional Walks	46	2003
Most Bases-Loaded Walks	25	2008, 2010
Most Strikeouts	1,542	2021
Most Grounded into Double Plays	157	1999
Most Pinch Hits	40	2015
Most Pinch-Hit Home Runs	7	2009
Most Times Batted Around, Season	41	2010

Most Hit by Pitches	101	2018
Most Home Runs vs. One Club	40	2021 vs. BAL
Most Rays with 10+ Home Runs	10	2006, 2021, 2023
Most Rays with 20+ Home Runs	6	2023
Most Rays with 30+ Home Runs	2	1999, 2009, 2016, 2017, 2021
Most Rays with 30+ Steals	3	2009
Most Rays with 40+ Steals	2	2009, 2010
Most Rays with 100+ RBI	2	2009

TEAM PITCHING / SINGLE SEASON

Most Complete Games	15	2011
Most Shutouts	22	2014
Most Complete-Game Shutouts	5	2008, 2011
Most 10-Game Winners	5	2008, 2010, 2011, 2012
Most 15-Game Winners	2	2010, 2012, 2018
Lowest ERA	3.19	2012
Lowest ERA, Home	2.81	2012
Lowest ERA, Road	3.60	2012
Lowest ERA, Starting Pitching	3.34	2012
Lowest ERA, Bullpen	2.88	2012
Most Wins, Starting Pitchers	73	2010

Most Saves	60	2015
Most Players to Record a Save	14 +	2021
Fewest Hits Allowed	1,233 ^	2012
Fewest Runs Allowed	577 ^	2012
Fewest Earned Runs Allowed	518 ^	2012
Fewest Unearned Runs Allowed	37 ^	2011
Fewest Home Runs Allowed	139 ^	2012
Most Home Runs Allowed	215	2002
Most Hit Batters	95	2003
Fewest Walks Allowed	384 ^	2022
Most Strikeouts	1,621	2019

Lowest Opp Avg.	.228	2012
Lowest Opp Avg., Starting Pitching	.225	2018
Lowest Opp Avg., Bullpen	.208	2012
Fewest Starting Pitchers Used	7	2009, 2010
Most Starts, Rookies	71	2018
Most Wins, Rookies	42	2018

+ MODERN MAJOR LEAGUE RECORD, * TIES MAJOR LEAGUE RECORD
^ EXCLUDES SHORTENED 2020 SEASON



INDIVIDUAL RECORDS

INDIVIDUAL BATTING / SINGLE GAME

Most Runs, Game

5	Carl Crawford, 5/24/06 at TOR
4	(24x), last Taylor Walls, 4/18/23 at CIN

Most Runs, Game, Opponent

5	Travis Shaw, 8/1/15 at BOS
	Derek Jeter, 6/21/05 at NYY
	Alex Rodriguez, 4/18/05 at NYY
	Shannon Stewart, 6/25/02 vs. TOR

Most Hits, Game

5	Tommy Pham, 9/28/19 at LAD
	Tim Beckham, 7/20/16 at COL
	Mikie Mahtook, 9/18/15 vs. BAL
	Matt Joyce, 6/29/14 at BAL
	Ben Zobrist, 6/10/13 vs. BOS
	Jeff Keppinger, 6/23/12 at PHI
	B.J. Upton, 10/2/09 vs. NYY
	Tomás Pérez, 7/29/06 at NYY
	Carl Crawford, 5/24/06 at TOR
	Julio Lugo, 6/24/04 at TOR

Most Hits, Game, Opponent

5	(24x), last Corey Seager, 6/10/23 vs. TEX
---	---

Most Hits, Inning

2 (53x), last René Pinto & Raimel Tapia, 10/1/23 at TOR

Most Home Runs, Game

3	Isaac Paredes, 6/21/22 vs. NYY
	Brandon Lowe, 10/2/21 at NYY
	Travis d'Arnaud, 7/15/19 vs. NYY
	Evan Longoria, 10/3/12 vs. BAL
	B.J. Upton, 9/9/12 vs. TEX
	Evan Longoria, 9/18/08 vs. MIN
	Jonny Gomes, 7/30/05 vs. KC

Most Home Runs, Game, Opponent

4 #	Carlos Delgado, 9/25/03 at TOR
-----	--------------------------------

Most Home Runs, Inning

2	Julio Lugo, 7/22/06 vs. BAL
	Jared Sandberg, 6/11/02 vs. LAD

Most Doubles, Game

4	Tomás Pérez, 7/29/06 at NYY
---	-----------------------------

Most Triples, Game

2	(16x), last Brandon Lowe, 5/13/22 vs. TOR
---	---

Most Extra-Base Hits, Game

4	Ben Zobrist, 6/11/11 at BAL
	Sam Fuld, 4/11/11 at BOS
	Tomás Pérez, 7/29/06 at NYY
	Carl Crawford, 8/2/05 at TEX
	José Cruz Jr., 5/21/04 vs. CLE
	Randy Winn, 6/9/02 vs. SD

Most Extra-Base Hits, Game, Opponent

4	Brock Holt, 6/1/14 at BOS
	Dustin Pedroia, 7/2/08 vs. BOS
	Alex Rodriguez, 4/18/05 at NYY
	Carlos Delgado, 9/25/03 at TOR
	Carl Everett, 8/29/00 vs. BOS

Most Total Bases, Game

12	Taylor Walls, 4/18/23 at CIN
	Isaac Paredes, 6/21/22 vs. NYY
	Brandon Lowe, 10/2/21 at NYY
	Travis d'Arnaud, 7/15/19 at NYY
	Matt Joyce, 6/29/14 at BAL
	Evan Longoria, 10/3/12 vs. BAL
	B.J. Upton, 9/9/12 vs. TEX
	Evan Longoria, 9/18/08 vs. MIN
	Jonny Gomes, 7/30/05 vs. KC

Most Total Bases, Game, Opponent

16	Carlos Delgado, 9/25/03 at TOR
----	--------------------------------

Most Runs Batted In, Game

8	Ben Zobrist, 4/28/11 at MIN, G1
7	Brandon Lowe, 10/2/21 at NYY
	Carlos Peña, 9/5/07 vs. BAL
6	(13x), last Jonathan Aranda, 10/1/23 at TOR

Most Runs Batted In, Game, Opponent

8	Didi Gregorius, 4/3/18 at NYY
	Nomar Garciaparra, 7/23/02 at BOS, G1

Most Stolen Bases, Game

6 #	Carl Crawford, 5/3/09 vs. BOS
4	Carl Crawford, 5/24/06 at TOR
3	(17x), last Randy Arozarena, 8/27/23 vs. NYY

Most Stolen Bases, Game, Opponent

4	Coco Crisp, 8/6/11 vs. OAK
---	----------------------------

Most Steals of Third Base, Game

2	Taylor Walls, 5/17/23 at NYM
	Mallex Smith, 4/9/18 at CWS
	Desmond Jennings, 4/13/15 at TOR
	B.J. Upton, 8/2/10 vs. MIN
	B.J. Upton, 5/15/09 vs. CLE
	Jason Bartlett, 5/29/08 vs. CWS
	Julio Lugo, 9/11/05 vs. TOR

Most Consecutive Successful Stolen Base Attempts

32	Carl Crawford, 7/19/08-5/29/09
22	Josh Lowe, 5/16/23-9/5/23
20	Desmond Jennings, 4/11/12-8/12/12

Most Consecutive Games with a Stolen Base

9	Carl Crawford, 4/28/09-5/6/09
5	Manuel Margot, 9/2/20-9/10/20
	Carl Crawford, 7/15/07-7/20/07

TIES MODERN MAJOR LEAGUE RECORD



Most Walks, Game

5	Steven Souza Jr., 6/15/15 vs. WSH Matt Joyce, 4/25/14 at CWS
---	---

Most Strikeouts, Game

5	Brandon Lowe, 4/24/23 vs. HOU & 5/8/19 vs. AZ
---	---

Most Sacrifice Flies, Game

2	(18x), last Austin Meadows, 7/18/21 at ATL
---	--

Most Sacrifice Bunts, Game

2	(11x), last Desmond Jennings, 7/18/14 at MIN
---	--

Most Grounded into Double Plays, Game

3	Yandy Díaz, 5/9/23 at BAL Ben Zobrist, 8/10/12 at MIN Javier Valentin, 6/17/03 at NYY, G1
---	---

Most Times Hit by Pitch, Game

3 *	Brandon Guyer, 4/21/16 at BOS Brandon Guyer, 10/2/15 vs. TOR Jonny Gomes, 8/15/05 vs. NYY
-----	---

Most At-Bats, Game

9	Rocco Baldelli, 4/1/03 vs. BOS (16 inn.)
---	--

Most At-Bats, 9-Inning Game

7	Julio Lugo, 6/24/04 at TOR Carl Crawford, 6/24/04 at TOR
---	---

Most Hits, Homestand

20	Aubrey Huff, 5/18/04-5/30/04 (12 games)
----	---

Most Hits, Road Trip

20	Brent Abernathy, 9/3/01-9/26/01 (14 games)
----	--

Longest Hitting Streak

19	Jason Bartlett, 5/15/09-6/25/09
----	---------------------------------

Most Consecutive Times Reached Base Safely

10	Randy Arozarena, 5/20/22-5/22/22 Yandy Díaz, 8/20/20-8/23/20 Ji-Man Choi, 9/11/19-9/12/19
9	Tim Beckham, 7/18/16-7/21/16 Logan Forsythe, 9/1/15-9/4/15 B.J. Upton, 9/11/11-9/12/11
8	(10x), last Joey Wendle, 9/18/18-9/19/18

Most Consecutive Hits

8	Randy Arozarena, 5/20/22-5/22/22 Tim Beckham, 7/18/16-7/21/16 Ty Wigginton, 7/15/07-7/17/07 Aubrey Huff, 9/22/04-9/24/04
---	---

Most Consecutive Extra-Base Hits

5	José Cruz Jr., 5/20/04-5/22/04 (3-2B, 2-HR)
---	---

Most Consecutive At-Bats without a Hit

41	Luke Scott, 6/1/12-7/6/12
37	José Cruz Jr., 4/16/04-5/1/04
35	Josh Wilson, 9/14/07-9/27/07
34	Mikie Mahtook, 8/9/16-8/25/16 Greg Vaughn, 4/19/02-5/1/02
31	Brett Phillips, 5/24/22-6/10/22

Most Consecutive Multi-Hit Games

8	Carl Crawford, 8/4/07-8/11/07
7	Wil Myers, 7/13/13-7/26/13 Carl Crawford, 6/19/04-6/26/04

Most Consecutive Games with an Extra-Base Hit

8	Wilson Ramos, 4/16/18-4/28/18 Evan Longoria, 9/2/09-9/8/09
---	---

Most Consecutive Games with a Home Run

6	Carlos Peña, 6/6/10-6/12/10
---	-----------------------------

Most Consecutive Games with an RBI

8	Ben Zobrist, 9/25/09-10/2/09 Evan Longoria, 9/2/09-9/8/09 Carlos Peña, 9/16/08-9/23/08, G1 Rocco Baldelli, 9/9/04-9/17/04, G2
---	--

Most Consecutive Games with a Run

11	Austin Meadows, 9/8/19-9/21/19
10	Wander Franco, 8/15/21-8/27/21 Brandon Lowe, 8/11/20-8/21/20 Ben Zobrist, 5/1/11-5/12/11 Álex Sánchez, 4/20/05-5/5/05

Most Consecutive Games Reached Base Safely

48	Tommy Pham, 8/21/18-4/16/19
43	Wander Franco, 7/25/21-9/29/21
39	Johnny Damon, 5/3/11-6/14/11

Most Consecutive Games with a Walk

11	Carlos Peña, 5/15/09-5/25/09
----	------------------------------

Most Consecutive Plate Appearances with a Strikeout

9	Brett Phillips, 5/6/22-5/9/22
8	Brandon Lowe, 5/8/19-5/10/19 Tomás Pérez, 4/28/06-4/30/06

* TIES A.L. RECORD



INDIVIDUAL PITCHING / SINGLE GAME

Most Strikeouts, Game

15 Chris Archer, 6/2/15 at LAA
James Shields, 10/2/12 vs. BAL

Most Strikeouts, Game, Opponent

17 Brandon Morrow, 8/8/10 at TOR
Pedro Martínez, 5/6/00 at BOS

Most Strikeouts, Game, Reliever

9 Ryan Yarbrough, 5/31/18 at OAK

Most Consecutive Strikeouts, Game

7 Blake Snell, 6/3/18 at SEA ^
Chris Archer, 9/11/15 vs. BOS
Andy Sonnanstine, 6/10/07 at FLA

Most Innings Pitched, Game

9.0 (92x), last Ryan Yarbrough, 6/3/21 at NYY

Most Strikeouts, Inning

4# Tyler Glasnow, 7/7/23 vs. ATL & 4/23/21 vs. TOR
Alex Cobb, 5/10/13 vs. SD
Jeremy Hellickson, 8/25/11 vs. DET

Most Innings Pitched, Game, Reliever

7.0 (5x), last Yonny Chirinos, 9/3/18 at TOR

Most Runs Allowed, Game

11 Ryan Rupe, 8/16/01 at NYY
Julio Santana, 4/15/99 at TOR

Most Earned Runs Allowed, Game

11 Julio Santana, 4/15/99 at TOR

Most Unearned Runs Allowed, Game

7 Josh Fleming, 4/26/22 vs. SEA
Eddie Gaillard, 5/7/99 at CLE

Most Walks Allowed, Game

9 Victor Zambrano, 5/20/04 vs. BOS

Most Walks Allowed, Inning

5 Jalen Beeks, 4/21/23 vs. CWS (3rd)
Colin Poche, 8/29/19 at HOU (5th)
Casey Fossum, 8/12/06 at OAK (2nd)
Dewon Brazelton, 8/4/05 at TEX (8th)
Dewon Brazelton, 7/1/05 at MIN (8th)
Rick White, 6/10/98 at NYM (1st)

Most Hits Allowed, Game

14 Alex Cobb, 6/3/17 at SEA
James Shields, 6/28/12 vs. DET
Edwin Jackson, 9/17/07 at LAA
Geremi González, 7/5/04 at BAL, G2
Tanyon Sturtze, 9/9/02 vs. BOS

Most Consecutive Walks Issued

4 (3x), last Enny Romero, 5/23/15 vs. OAK

Most Wild Pitches, Game

4 Victor Zambrano, 6/13/03 vs. PIT

Most Home Runs Allowed, Game

6# James Shields, 8/7/10 at TOR

Most Home Runs Allowed, Inning

4 Travis Harper, 6/21/05 at NYY (8th inn.)

Most Consecutive Home Runs Allowed

3 (7x), last Nathan Eovaldi, 6/20/18 at HOU

Most Hit Batters, Game

4# Victor Zambrano, 7/19/03 vs. TEX

Most Extra-Base Hits Allowed, Game

9 James Shields, 8/7/10 at TOR

Most Total Bases Allowed, Game

30 James Shields, 8/7/10 at TOR

Most Total Bases Allowed, Inning

23 Travis Harper, 6/21/05 at NYY (8th)

Most Consecutive Hitless Innings, Start of Game

9.0 Matt Garza, 7/26/10 vs. DET (no-hitter)
8.0 Drew Rasmussen, 8/14/22 vs. BAL
7.2 Dewon Brazelton, 6/25/04 vs. FLA
Tony Saunders, 4/22/99 vs. BAL
7.1 Alex Cobb, 9/11/14 at NYY
7.0 Erasmo Ramirez, 9/14/15 vs. NYY
James Shields, 8/2/09 vs. KC

Most Consecutive Hitless Innings, Start of Game, Opponent

9.0 Reid Detmers, 5/10/22 at LAA (no-hitter)
Félix Hernández, 8/15/12 at SEA (perfect game)
Edwin Jackson, 6/25/10 vs. AZ (no-hitter)
Dallas Braden, 5/9/10 at OAK (perfect game)
Mark Buehrle, 7/23/09 at CWS (perfect game)
Derek Lowe, 4/27/02 at BOS (no-hitter)
8.2 Carlos Carrasco, 7/1/15 vs. CLE
Brandon Morrow, 8/8/10 at TOR
8.0 Tim Wakefield, 6/19/01 vs. BOS
Pedro Martínez, 8/29/00 vs. BOS

Most Consecutive Batters Retired, Start of Game

24 Drew Rasmussen, 8/14/22 vs. BAL
19 Chris Archer, 7/29/15 vs. DET
18 Nathan Eovaldi, 7/8/18 at NYM
Matt Garza, 4/30/09 vs. BOS

Most Consecutive Batters Retired

24 Drew Rasmussen, 8/14/22 vs. BAL
22 Matt Garza, 7/26/10 vs. DET
19 Chris Archer, 7/29/15 vs. DET
Drew Smyly, 8/22/14 at TOR
James Shields, 9/9/12 vs. TEX

Most Consecutive Batters Retired, Multiple Games

32 Steve Geltz, 6/9/15-6/24/15
26 Brandon Gomes, 7/31/15-8/21/15
Kyle Farnsworth, 7/28/11-8/23/11
25 Matt Garza, 7/26/10-7/31/10
Roberto Hernández, 5/10/98-5/22/98

* TIES A.L. RECORD, ^ TIES A.L. RECORD TO START GAME,

TIES MODERN MAJOR LEAGUE RECORD,

+ MODERN MAJOR LEAGUE RECORD



INDIVIDUAL BATTING / SINGLE SEASON

Most Games Played

162	Evan Longoria, 2014 Delmon Young, 2007 Aubrey Huff, 2003
-----	--

Most Consecutive Games Played

398	Aubrey Huff, 5/28/02-8/21/04
-----	------------------------------

Most At-Bats

645	Delmon Young, 2007
-----	--------------------

Most Hits

198	Aubrey Huff, 2003
-----	-------------------

Most Infield Hits

39	Carl Crawford, 2003
----	---------------------

Most Pinch Hits

11	Harold Ramírez, 2023
----	----------------------

Highest Batting Avg. (min. 502 PA)

.330	Yandy Díaz, 2023
------	------------------

Highest Batting Avg., RISP (min. 100 PA)

.386	Jason Bartlett, 2009
------	----------------------

Highest On-Base Pct. (min. 502 PA)

.411	Carlos Peña, 2007
------	-------------------

Highest Slugging Pct. (min. 502 PA)

.627	Carlos Peña, 2007
------	-------------------

Most Doubles

47	Aubrey Huff, 2003
----	-------------------

Most Triples

19	Carl Crawford, 2004
----	---------------------

Most RBI

121	Carlos Peña, 2007
-----	-------------------

Most Runs Scored

110	Carl Crawford, 2010
-----	---------------------

Most Total Bases

353	Aubrey Huff, 2003
-----	-------------------

Most Extra-Base Hits

84	Aubrey Huff, 2003
----	-------------------

Most Sacrifice Bunts

12	Félix Martínez, 2000
----	----------------------

Most Sacrifice Flies

12	Evan Longoria, 2017 Ben Zobrist, 2010
----	--

Most Walks

103	Carlos Peña, 2007
-----	-------------------

Most Intentional Walks

17	Aubrey Huff, 2003
----	-------------------

Most Bases-Loaded Walks

9**	Carlos Peña, 2008
-----	-------------------

Most Times Hit by Pitch

24	Brandon Guyer, 2015
----	---------------------

Most Strikeouts

182	Carlos Peña, 2012
-----	-------------------

Most Stolen Bases

60	Carl Crawford, 2009
----	---------------------

Best Stolen Base Pct. (min. 20 attempts)

95.7 (22 of 23)	Taylor Walls, 2023
-----------------	--------------------

Most Home Runs

46	Carlos Peña, 2007
----	-------------------

Most Home Runs, Right-Handed Batter

36	Evan Longoria, 2016
----	---------------------

Most Home Runs, Switch-Hitter

27	Ben Zobrist, 2009
----	-------------------

Most Home Runs, Home

23	Carlos Peña, 2007
----	-------------------

Most Home Runs, Road

27	Logan Morrison, 2017
----	----------------------

Most Grand Slams

3	Brett Phillips, 2021
---	----------------------

Most Pinch-Hit Home Runs

3	Ben Zobrist, 2009 Bubba Trammell, 2000
---	---

Most Home Runs vs. One Club

9	Evan Longoria, 2013 vs. NYY
---	-----------------------------

Most Multi-Homer Games

4	Brandon Lowe, 2021 Carlos Peña, 2009 Carlos Peña, 2007 Jorge Cantú, 2005
---	---

Most Home Runs by Opponent

10	David Ortiz, BOS, 2005
----	------------------------

Most Home Runs Leading Off Game

6	Corey Dickerson, 2017
---	-----------------------

Most Grounded into Double Plays

27	Evan Longoria, 2009
----	---------------------

Fewest Grounded into Double Plays (min. 502 PA)

2	Akinori Iwamura, 2008 (707 PA) Carl Crawford, 2004 (672 PA) Carl Crawford, 2010 (663 PA) Brandon Lowe, 2021 (615 PA) Carlos Peña, 2010 (582 PA) Akinori Iwamura, 2007 (559 PA)
---	---

** MAJOR LEAGUE RECORD



INDIVIDUAL PITCHING / SINGLE SEASON

Most Games

85 Randy Choate, 2010

Most Games, Before All-Star Break

49 Joel Peralta, 2013

Most Games, After All-Star Break

40 Randy Choate, 2010

Most Starts

34 Chris Archer, 2017
Chris Archer, 2015
David Price, 2011
Scott Kazmir, 2007

Most Strikeouts

252 Chris Archer, 2015

Most Innings Pitched

249.1 James Shields, 2011

Most Relief Innings Pitched

118.2 Ryan Yarbrough, 2018

Lowest ERA (min. 162 IP)

1.89 Blake Snell, 2018

Most Wins

21 Blake Snell, 2018

Most Relief Wins

14 Ryan Yarbrough, 2018

Most Wins vs. One Club

4 Shane McClellan, 2021 vs. BAL
David Price, 2010 vs. TOR
Paul Wilson, 2002 vs. BAL

Best Winning Pct. (min. 15 decisions)

.810 (17-4) Matt Moore, 2013

Longest Winning Streak

10 Jalen Beeks, 8/2/18-6/6/19
9 Blake Snell, 8/10/18-9/23/18
Matt Moore, 9/29/12-5/19/13
8 Shane McClellan, 3/30/23-5/24/23
Charlie Morton, 3/29/19-6/10/19
Yonny Chirinos, 8/22/18-4/29/19
David Price, 6/19/12-8/16/12

Longest Winning Streak, Start of Season

8 Shane McClellan, 3/30/23-5/24/23
Charlie Morton, 3/29/19-6/10/19
Matt Moore, 4/5/13-5/19/13

Most Losses

19 Chris Archer, 2016

Longest Losing Streak

11 Geremi González, 8/24/03-7/5/04
10 Albie Lopez, 4/29/01-7/2/01

Longest Losing Streak, Start of Season

8 Edwin Jackson, 2007
Tanyon Sturtze, 2002

Most Consecutive Scoreless Innings

29.2 Pete Fairbanks, 7/25/22-4/28/23
27.1 J.P. Howell, 6/14/12-8/30/12
25.0 Álex Torres, 9/24/11-6/22/13
24.2 Alex Cobb, 4/1/14-5/27/14
23.0 Collin McHugh, 5/27/21-7/11/21
James Shields, 8/26/11-9/5/11
22.1 Matt Moore, 6/25/13-7/11/13
22.0 Fernando Rodney, 6/16/12-8/7/12

Most Consecutive Innings with 0 ER

33.2 Collin McHugh, 5/27/21-8/21/21

Most Consecutive Scoreless Innings, Tropicana Field

29.1 David Price, 7/14/12-9/20/12

Most Consecutive Hitless Innings

11.0 Drew Rasmussen, 8/7/22-8/14/22
Steve Geltz, 6/6/15-6/24/15

Most Consecutive Homerless Innings

82.1 Alex Cobb, 7/18/14-9/28/14
76.0 Jake McGee, 9/6/13-9/9/14

Most Saves

48 Fernando Rodney, 2012

Highest Save Pct. (min. 20 Save Opp.)

96.0 (48 of 50) Fernando Rodney, 2012

Most Consecutive Saves

22 Fernando Rodney, 5/27/12-8/13/12

Most Consecutive Saves, Start of Season

21 Alex Colomé, 4/17/16-7/21/16

Most Complete Games

11 James Shields, 2011

Most Shutouts

4 James Shields, 2011

Most Quality Starts

25 David Price, 2012 & 2010
James Shields, 2011

Most Games Finished

66 Roberto Hernández, 1999

Most Home Runs Allowed

34 James Shields, 2010

Most Walks

111 Tony Saunders, 1998

Most Hit Batters

20 Victor Zambrano, 2003

Most Wild Pitches

17 Matt Moore, 2013

Most 10+ Strikeout Games

9 Chris Archer, 2017 & 2015
David Price, 2014



ROOKIE RECORDS

BATTING / SINGLE SEASON & GAME

Most Games, Season

162 Delmon Young, 2007

Most At-Bats, Season

645 Delmon Young, 2007

Most Hits, Season

186 Delmon Young, 2007

Most Hits, Game

5 Mikie Mahtook, 9/18/15 vs. BAL

Highest Batting Avg. (min. 100 Games)

.300 Joey Wendle, 2018

Highest On-Base Pct. (min. 100 Games)

.379 Steve Cox, 2000

Highest Slugging Pct. (min. 100 Games)

.534 Jonny Gomes, 2005

Longest Hitting Streak

13 Delmon Young, 6/15/07–6/28/07
Rocco Baldelli, 3/31/03–4/16/03

Most Home Runs, Season

27 Evan Longoria, 2008

Most Home Runs, Month

8 Evan Longoria, June 2008

Most Home Runs, Game

3 Evan Longoria, 9/18/08 vs. MIN
Jonny Gomes, 7/30/05 vs. KC

Most Doubles, Season

38 Delmon Young, 2007

Most Triples, Season

10 Akinori Iwamura, 2007

Most RBI, Season

93 Delmon Young, 2007

Most RBI, Game

6 Joey Butler, 10/4/15 vs. TOR
Evan Longoria, 5/24/08 vs. BAL

5 Reid Brignac, 7/17/10 at NYY
John Jaso, 6/6/10 at TEX
Delmon Young, 5/17/07 vs. TEX
Antonio Pérez, 7/24/03 at BOS
Rocco Baldelli, 4/30/03 at MIN
Aubrey Huff, 9/19/01 at BOS
Bubba Trammell, 9/21/98 at BOS

Most Extra-Base Hits, Season

60 Evan Longoria, 2008

Most Extra-Base Hits, Game

3 (14x), last Randy Arozarena, 5/19/21 at BAL

Most Stolen Bases, Season

27 Rocco Baldelli, 2003

Most Walks, Season

59 John Jaso, 2010

Most Runs Scored, Season

94 Randy Arozarena, 2021

PITCHING / SINGLE SEASON & GAME

Most Wins, Season

16 Ryan Yarbrough, 2018

Most Strikeouts, Season

175 Matt Moore, 2012

Most Strikeouts, Game

12 Dan Wheeler, 9/12/99 vs. OAK

Most Innings, Season

202.0 Rolando Arrojo, 1998

Most Relief Innings, Season

118.2 Ryan Yarbrough, 2018

Most Games, Season

70 Steve Geltz, 2015

Most Saves, Season

26 Lance Carter, 2003

Longest Winning Streak

7 Ryan Yarbrough, 2018
Wade Davis, 2010
Jeff Niemann, 2009



CAREER LEADERS

BATTING LEADERS

Batting Avg. (min. 1,200 PA)

Carl Crawford	.296
Yandy Díaz	.291
Fred McGriff	.291
James Loney	.291
Jason Bartlett	.288
Aubrey Huff	.287
Julio Lugo	.287
Akinori Iwamura	.281
Rocco Baldelli	.280
Randy Winn	.279

On-Base Pct. (min. 1,200 PA)

Yandy Díaz	.384
Fred McGriff	.380
Ben Grieve	.364
Carlos Peña	.360
Ben Zobrist	.354
Akinori Iwamura	.354
Ji-Man Choi	.352
Randy Arozarena	.350
Julio Lugo	.350
Jason Bartlett	.349

Slugging Pct. (min. 1,200 PA)

Austin Meadows	.492
Fred McGriff	.484
Brandon Lowe	.484
Carlos Peña	.483
Evan Longoria	.483
Aubrey Huff	.477
Jonny Gomes	.455
Randy Arozarena	.450
Jorge Cantú	.448
Yandy Díaz	.448

Games

Evan Longoria	1,435
Carl Crawford	1,235
Ben Zobrist	1,064
B.J. Upton	966
Kevin Kiermaier	914
Aubrey Huff	799
Carlos Peña	726
Matt Joyce	633
Toby Hall	586
Fred McGriff	577

At-Bats

Evan Longoria	5,450
Carl Crawford	4,992
Ben Zobrist	3,850
B.J. Upton	3,568
Kevin Kiermaier	3,053
Aubrey Huff	3,028
Carlos Peña	2,432
Desmond Jennings	2,076
Fred McGriff	2,074
Toby Hall	2,050

Home Runs

Evan Longoria	261
Carlos Peña	163
Aubrey Huff	128
B.J. Upton	118
Ben Zobrist	114
Brandon Lowe	105
Carl Crawford	104
Fred McGriff	99
Kevin Kiermaier	82
Matt Joyce	76

Triples

Carl Crawford	105
Kevin Kiermaier	51
Ben Zobrist	32
Randy Winn	28
Desmond Jennings	22
Akinori Iwamura	21
B.J. Upton	20
Evan Longoria	19
Rocco Baldelli	17
Julio Lugo	15

Doubles

Evan Longoria	338
Ben Zobrist	229
Carl Crawford	215
B.J. Upton	202
Aubrey Huff	172
Kevin Kiermaier	140
Carlos Peña	113
Toby Hall	112
Yandy Díaz	111
Matt Joyce	111

Hits

Carl Crawford	1,480
Evan Longoria	1,471
Ben Zobrist	1,016
B.J. Upton	910
Aubrey Huff	870
Kevin Kiermaier	756
Fred McGriff	603
Carlos Peña	559
Julio Lugo	550
Yandy Díaz	549

Runs

Evan Longoria	780
Carl Crawford	765
Ben Zobrist	565
B.J. Upton	539
Kevin Kiermaier	410
Carlos Peña	402
Aubrey Huff	400
Desmond Jennings	311
Yandy Díaz	297
Julio Lugo	283

RBI

Evan Longoria	892
Carl Crawford	592
Ben Zobrist	511
Carlos Peña	468
Aubrey Huff	449
B.J. Upton	447
Fred McGriff	359
Kevin Kiermaier	316
Brandon Lowe	305
Matt Joyce	280

Walks

Evan Longoria	569
Ben Zobrist	542
Carlos Peña	460
B.J. Upton	430
Fred McGriff	305
Carl Crawford	293
Yandy Díaz	270
Matt Joyce	268
Aubrey Huff	247
Kevin Kiermaier	236



Strikeouts	
Evan Longoria	1,220
B.J. Upton	1,020
Carlos Peña	811
Carl Crawford	768
Kevin Kiermaier	736
Ben Zobrist	701
Brandon Lowe	556
Randy Arozarena	504
Steven Souza Jr.	482
Desmond Jennings	481

Extra-Base Hits	
Evan Longoria	618
Carl Crawford	424
Ben Zobrist	375
B.J. Upton	340
Aubrey Huff	309
Carlos Peña	283
Kevin Kiermaier	273
Brandon Lowe	202
Fred McGriff	202
Matt Joyce	197

Stolen Bases	
Carl Crawford	409
B.J. Upton	232
Kevin Kiermaier	112
Ben Zobrist	102
Desmond Jennings	95
Julio Lugo	88
Randy Winn	80
Randy Arozarena	78
Miguel Cairo	69
Jason Bartlett	61

Total Bases	
Evan Longoria	2,630
Carl Crawford	2,217
Ben Zobrist	1,651
B.J. Upton	1,506
Aubrey Huff	1,444
Kevin Kiermaier	1,244
Carlos Peña	1,175
Fred McGriff	1,004
Brandon Lowe	854
2 tied	844

Sacrifice Hits	
Evan Longoria	76
Ben Zobrist	46
Carl Crawford	35
B.J. Upton	30
Matt Joyce	28
Carlos Peña	27
Toby Hall	26
Aubrey Huff	26
John Flaherty	20
Jonny Gomes	19

Sacrifice Hits	
Carl Crawford	31
Miguel Cairo	24
Dioner Navarro	24
Sean Rodriguez	24
Desmond Jennings	22
Jason Bartlett	20
Julio Lugo	20
Randy Winn	20
Ben Zobrist	19
3 tied	15

DID YOU KNOW?

LET'S PLAY TWO!

The Rays have played 40 doubleheaders in club history, going 8-14-18 (W-L-T). They are 3-4-7 in traditional doubleheaders and 5-10-11 in split doubleheaders. The eight times they swept a doubleheader: July 17, 2023 at KC; July 2, 2022 at TOR; July 7, 2021 vs. CLE; September 17, 2020 at BAL; May 1, 2014 at BOS; June 24, 2012 at PHI; April 28, 2011 at MIN and Septemer 23, 2008 at BAL.

Five of these doubleheaders occurred at Tropicana Field, all of them traditional. The Rays have split four of these and swept one.

- ◆ The first Tropicana Field doubleheader, September 30, 2004 vs. DET, was a result of games rescheduled due to Hurricane Frances four weeks prior. They lost the first game, 8-0, and won the second, 6-4.
- ◆ On June 10, 2017 vs. OAK, the Rays hosted MLB's first scheduled twin bill since July 16, 2011 (Angels at Athletics). They won the first game, 6-5, on a 10th-inning walk-off single by Evan Longoria. Forty minutes later, they began the next game, a 7-2 loss.
- ◆ On September 3, 2019 vs. BAL, the series finale was moved up a day as part of a doubleheader as Hurricane Dorian approached. The Rays lost the first game, 4-2, and won the second, 2-0.
- ◆ On August 8, 2020 vs. NYY, a schedule change due to the COVID-19 pandemic prompted a doubleheader. The Rays lost the first game, 8-4, and won the second, 5-3.
- ◆ On July 7, 2021 vs. CLE, the schedule was adjusted due to the path of Tropical Storm Elsa. The Rays swept a doubleheader at Tropicana Field for the first time, winning a pair of 7-inning games 8-1 and 4-0. They did not allow a hit in Game 2, using five pitchers to combine for the Elias Sports Bureau definition of a "notable achievement."
- ◆ On August 18, 2023 vs. LAA, the series finale was moved up a day as Hurricane Hilary approached Southern California. The Rays lost the first game, 7-6, and won the second, 18-4.



PITCHING LEADERS

ERA (min. 300 IP)

Shane McClellanahan	3.02
David Price	3.18
Tyler Glasnow	3.20
Blake Snell	3.24
Alex Cobb	3.50
Yonny Chirinos	3.64
Chris Archer	3.71
Jeremy Hellickson	3.78
Jake Odorizzi	3.82
Matt Garza	3.86

Games

Jake McGee	297
Joel Peralta	296
Grant Balfour	274
Esteban Yan	266
Dan Wheeler	258
J.P. Howell	252
Travis Harper	240
James Shields	218
Roberto Hernández	207
Alex Colomé	196

Games Started

James Shields	217
Chris Archer	182
David Price	170
Scott Kazmir	144
Jake Odorizzi	124
Alex Cobb	115
Jeremy Hellickson	108
Blake Snell	108
Matt Garza	94
Matt Moore	94

Innings Pitched

James Shields	1,454.2
David Price	1,143.2
Chris Archer	1,082.1
Scott Kazmir	834.0
Alex Cobb	700.0
Jake Odorizzi	698.0
Jeremy Hellickson	640.0
Matt Garza	592.1
Ryan Yarbrough	579.2
Blake Snell	556.0

Wins

James Shields	87
David Price	82
Chris Archer	55
Scott Kazmir	55
Alex Cobb	48
Blake Snell	42
Jeremy Hellickson	40
Jeff Niemann	40
Jake Odorizzi	40
Ryan Yarbrough	40

Losses

James Shields	73
Chris Archer	69
David Price	47
Scott Kazmir	44
Jake Odorizzi	37
Bryan Rekar	37
Ryan Rupe	37
Jeremy Hellickson	36
Alex Cobb	35
6 tied	31

Winning Pct. (min. 50 Dec.)

David Price	.636 (82-47)
Jeff Niemann	.606 (40-26)
Blake Snell	.583 (42-30)
Matt Moore	.582 (39-28)
Alex Cobb	.578 (48-35)
Victor Zambrano	.565 (35-27)
Ryan Yarbrough	.563 (40-31)
Wade Davis	.560 (28-22)
Scott Kazmir	.556 (55-44)
James Shields	.544 (87-73)

Strikeouts

James Shields	1,250
Chris Archer	1,167
David Price	1,065
Scott Kazmir	874
Blake Snell	648
Jake Odorizzi	639
Alex Cobb	570
Tyler Glasnow	526
Matt Moore	494
2 tied	467

Saves

Roberto Hernández	101
Alex Colomé	95
Fernando Rodney	85
Danys Báez	71
Rafael Soriano	45
Brad Boxberger	43
Esteban Yan	42
Pete Fairbanks	40
Troy Percival	34
Lance Carter	29

Complete Games

James Shields	19
David Price	10
Matt Garza	6
Joe Kennedy	6
Albie Lopez	5
Rolando Arrojo	4
Mark Hendrickson	4
Jeff Niemann	4
Tanyon Sturtze	4
5 tied	3

Shutouts

James Shields	8
Chris Archer	3
Matt Garza	3
Jeff Niemann	3
Rolando Arrojo	2
Joe Kennedy	2
Albie Lopez	2
David Price	2
Bobby Witt	2
14 tied	1

Lowest Opp Avg. (min. 300 IP)

Tyler Glasnow	.196
Shane McClellanahan	.221
Blake Snell	.223
David Price	.233
Jake Odorizzi	.235
Chris Archer	.238
Victor Zambrano	.241
Yonny Chirinos	.242
Matt Garza	.242
J.P. Howell	.242



SINGLE-SEASON LEADERS

BATTING LEADERS

Batting Avg. (min. 502 PA)

Yandy Díaz, 2023	.330
Jason Bartlett, 2009	.320
Carl Crawford, 2007	.315
Aubrey Huff, 2003	.311
Fred McGriff, 1999	.310
Carl Crawford, 2010	.307
Casey Kotchman, 2011	.306
Carl Crawford, 2009	.305
Carl Crawford, 2006	.305
Carl Crawford, 2005	.301

On-Base Pct. (min. 502 PA)

Carlos Peña, 2007	.411
Yandy Díaz, 2023	.410
Ben Zobrist, 2009	.405
Fred McGriff, 1999	.405
Yandy Díaz, 2022	.401
Jason Bartlett, 2009	.389
B.J. Upton, 2007	.386
B.J. Upton, 2008	.383
Casey Kotchman, 2011	.378
2 tied	.377

Slugging Pct. (min. 502 PA)

Carlos Peña, 2007	.627
José Canseco, 1999	.563
Austin Meadows, 2019	.558
Aubrey Huff, 2003	.555
Fred McGriff, 1999	.552
Ben Zobrist, 2009	.543
Carlos Peña, 2009	.537
Evan Longoria, 2008	.531
Evan Longoria, 2009	.526
Brandon Lowe, 2021	.523

Games

Evan Longoria, 2014	162
Delmon Young, 2007	162
Aubrey Huff, 2003	162
Evan Longoria, 2016	160
Evan Longoria, 2015	160
Evan Longoria, 2013	160
Carlos Peña, 2012	160
James Loney, 2013	158
Julio Lugo, 2005	158
Fred McGriff, 2000	158

At-Bats

Delmon Young, 2007	645
Carl Crawford, 2005	644
Rocco Baldelli, 2003	637
Aubrey Huff, 2003	636
Evan Longoria, 2016	633
Gerald Williams, 2000	632
Carl Crawford, 2003	630
Akinori Iwamura, 2008	627
Carl Crawford, 2004	626
Evan Longoria, 2014	624

Home Runs

Carlos Peña, 2007	46
Brandon Lowe, 2021	39
Carlos Peña, 2009	39
Logan Morrison, 2017	38
Evan Longoria, 2016	36
Aubrey Huff, 2003	34
José Canseco, 1999	34
Mike Zunino, 2021	33
Austin Meadows, 2019	33
Evan Longoria, 2009	33

Triples

Carl Crawford, 2004	19
Carl Crawford, 2006	16
Carl Crawford, 2005	15
Carl Crawford, 2010	13
Kevin Kiermaier, 2015	12
Mallex Smith, 2018	10
Carl Crawford, 2008	10
Akinori Iwamura, 2007	10
6 tied	9

Doubles

Aubrey Huff, 2003	47
Ben Zobrist, 2011	46
Evan Longoria, 2010	46
Evan Longoria, 2009	44
Randy Arozarena, 2022	41
Evan Longoria, 2016	41
Julio Lugo, 2004	41
Jorge Cantú, 2005	40
3 tied	39

Hits

Aubrey Huff, 2003	198
Carl Crawford, 2005	194
Delmon Young, 2007	186
Carl Crawford, 2009	185
Carl Crawford, 2004	185
Carl Crawford, 2010	184
Carl Crawford, 2007	184
Rocco Baldelli, 2003	184
Carl Crawford, 2006	183
Julio Lugo, 2005	182

Runs

Carl Crawford, 2010	110
Carl Crawford, 2004	104
Carl Crawford, 2005	101
Evan Longoria, 2009	100
Ben Zobrist, 2011	99
Carlos Peña, 2007	99
Brandon Lowe, 2021	97
Evan Longoria, 2010	96
Carl Crawford, 2009	96
2 tied	95

RBI

Carlos Peña, 2007	121
Jorge Cantú, 2005	117
Evan Longoria, 2009	113
Aubrey Huff, 2003	107
Austin Meadows, 2021	106
Fred McGriff, 2000	106
Evan Longoria, 2010	104
Aubrey Huff, 2004	104
Fred McGriff, 1999	104
Carlos Peña, 2008	102

Walks

Carlos Peña, 2007	103
Ben Zobrist, 2012	97
B.J. Upton, 2008	97
Carlos Peña, 2008	96
Ben Zobrist, 2010	92
Ben Zobrist, 2009	91
Fred McGriff, 2000	91
4 tied	87



Strikeouts

Carlos Peña, 2012	182
Steven Souza Jr., 2017	179
Randy Arozarena, 2021	170
B.J. Upton, 2012	169
Brandon Lowe, 2021	167
Carlos Peña, 2008	166
B.J. Upton, 2010	164
Carlos Peña, 2009	163
Evan Longoria, 2013	162
B.J. Upton, 2011	161

Total Bases

Aubrey Huff, 2003	353
Evan Longoria, 2016	330
Evan Longoria, 2009	307
Carlos Peña, 2007	307
Evan Longoria, 2013	306
Carl Crawford, 2005	302
Carl Crawford, 2010	297
Jorge Cantú, 2005	297
Austin Meadows, 2019	296
Aubrey Huff, 2004	296

Extra-Base Hits

Aubrey Huff, 2003	84
Evan Longoria, 2016	81
Evan Longoria, 2009	77
Carlos Peña, 2007	76
Evan Longoria, 2013	74
Evan Longoria, 2010	73
Ben Zobrist, 2011	72
Brandon Lowe, 2021	70
Austin Meadows, 2019	69
Jorge Cantú, 2005	69

Sacrifice Flies

Evan Longoria, 2017	12
Ben Zobrist, 2010	12
Joey Wendle, 2018	10
Evan Longoria, 2010	10
John Flaherty, 1999	10
6 tied	9

Stolen Bases

Carl Crawford, 2009	60
Carl Crawford, 2004	59
Carl Crawford, 2006	58
Carl Crawford, 2003	55
Carl Crawford, 2007	50
Carl Crawford, 2010	47
Carl Crawford, 2005	46
B.J. Upton, 2008	44
B.J. Upton, 2010	42
B.J. Upton, 2009	42

Sacrifice Hits

Félix Martínez, 2000	12
Jason Bartlett, 2010	11
Miguel Cairo, 1998	11
Randy Winn, 1998	11
Nick Green, 2005	10
Dave Martínez, 1999	10
Desmond Jennings, 2014	9
Carl Crawford, 2006	9
Gerald Williams, 2000	9
Quinton McCracken, 1998	9

DID YOU KNOW?**WAYS TO STEAL HOME**

PLAYER	DATE
Randy Winn	June 30, 1998 vs. ATL
Greg Vaughn	August 21, 2000 at CWS
Aubrey Huff *	Sept. 6, 2003 vs. OAK
Geoff Blum	May 2, 2004 vs. OAK
Carl Crawford *	July 5, 2006 vs. BOS
B.J. Upton *	Sept. 17, 2007 at LAA
B.J. Upton	April 8, 2008 vs. SEA
B.J. Upton *	July 8, 2009 vs. TOR
Ben Zobrist	August 16, 2011 at BOS (G2)
Desmond Jennings	July 3, 2012 vs. NYY
Mallex Smith	September 9, 2018 vs. BAL
Austin Meadows	May 31, 2019 vs. MIN
Willy Adames	June 19, 2019 vs. OAK
Randy Arozarena *	October 7, 2021 vs. BOS +
Jose Siri	May 2, 2023 vs. PIT

* DID NOT INVOLVE A DOUBLE STEAL + POSTSEASON



PITCHING LEADERS

ERA (min. 162 IP)

Blake Snell, 2018	1.89
Shane McCannahan, 2022	2.54
David Price, 2012	2.56
David Price, 2010	2.72
James Shields, 2011	2.82
Alex Cobb, 2014	2.87
Jeremy Hellickson, 2011	2.95
Charlie Morton, 2019	3.05
Jeremy Hellickson, 2012	3.10
David Price, 2014	3.11

Games

Randy Choate, 2010	85
Joel Peralta, 2013	80
Joel Peralta, 2012	76
Fernando Rodney, 2012	76
Shawn Camp, 2006	75
Sergio Romo, 2018	73
Jake McGee, 2014	73
Grant Balfour, 2009	73
Roberto Hernández, 1999	72
3 tied	71

Games Started

Chris Archer, 2017	34
Chris Archer, 2015	34
David Price, 2011	34
Scott Kazmir, 2007	34
9 tied	33

Innings Pitched

James Shields, 2011	249.1
James Shields, 2012	227.2
David Price, 2011	224.1
Tanyon Sturtze, 2002	224.0
James Shields, 2009	219.2
James Shields, 2008	215.0
James Shields, 2007	215.0
Chris Archer, 2015	212.0
David Price, 2012	211.0
David Price, 2010	208.2

Wins

Blake Snell, 2018	21
David Price, 2012	20
David Price, 2010	19
Matt Moore, 2013	17
Zach Eflin, 2023	16
Charlie Morton, 2019	16
Ryan Yarbrough, 2018	16
James Shields, 2011	16
James Shields, 2012	15
Matt Garza, 2010	15

Losses

Chris Archer, 2016	19
Tanyon Sturtze, 2002	18
James Shields, 2010	15
Edwin Jackson, 2007	15
Mark Hendrickson, 2004	15
Bobby Witt, 1999	15
Tony Saunders, 1998	15
Wilson Álvarez, 1998	14
6 tied	13

Winning Pct. (min. 15 Dec.)

Matt Moore, 2013	.810
Blake Snell, 2018	.808
Colin Poche, 2023	.800
David Price, 2012	.800
David Price, 2010	.760
Charlie Morton, 2019	.727
Ryan Yarbrough, 2018	.727
Jeff Niemann, 2009	.684
Zach Eflin, 2023	.667
2 tied	.647

Strikeouts

Chris Archer, 2015	252
Chris Archer, 2017	249
Charlie Morton, 2019	240
Scott Kazmir, 2007	239
Chris Archer, 2016	233
James Shields, 2011	225
James Shields, 2012	223
Blake Snell, 2018	221
David Price, 2011	218
David Price, 2012	205

Saves

Fernando Rodney, 2012	48
Alex Colomé, 2017	47
Rafael Soriano, 2010	45
Roberto Hernández, 1999	43
Brad Boxberger, 2015	41
Danys Báez, 2005	41
Alex Colomé, 2016	37
Fernando Rodney, 2013	37
Roberto Hernández, 2000	32
Danys Báez, 2004	30

Complete Games

James Shields, 2011	11
Joe Kennedy, 2002	5
David Price, 2013	4
Tanyon Sturtze, 2002	4
Albie Lopez, 2000	4
6 tied	3

Shutouts

James Shields, 2011	4
Chris Archer, 2013	2
James Shields, 2012	2
Jeff Niemann, 2009	2
Matt Garza, 2008	2
James Shields, 2008	2
Bobby Witt, 1999	2
Rolando Arrojo, 1998	2
23 tied	1

Lowest Opp Avg. (min. 162 IP)

Blake Snell, 2018	.178
Shane McCannahan, 2022	.194
Jeremy Hellickson, 2011	.210
Charlie Morton, 2019	.215
James Shields, 2011	.217
Chris Archer, 2015	.220
David Price, 2010	.221
David Price, 2012	.226
David Price, 2011	.230
Alex Cobb, 2014	.231



RAYS RECORDS AT TROPICANA FIELD

BATTING LEADERS / ALL-TIME

Batting Avg. (min. 500 PA)

Carl Crawford	.304
Yandy Diaz	.300
Akinori Iwamura	.297
Fred McGriff	.293
Jorge Cantú	.293
Jason Bartlett	.290
Aubrey Huff	.285
Randy Winn	.284
Rocco Baldelli	.284
James Loney	.280

Home Runs

Evan Longoria	129
Carlos Peña	85
Aubrey Huff	69
B.J. Upton	60
Ben Zobrist	55
Carl Crawford	53
Fred McGriff	52
Brandon Lowe	49
Kevin Kiermaier	37
Randy Arozarena	35

RBI

Evan Longoria	419
Carl Crawford	298
Carlos Peña	243
Aubrey Huff	240
Ben Zobrist	232
B.J. Upton	215
Fred McGriff	180
Kevin Kiermaier	164
Brandon Lowe	155
Matt Joyce	137

BATTING LEADERS / SINGLE SEASON

Batting Avg. (min. 200 PA)

Yandy Diaz, 2023	.363
Mallex Smith, 2018	.347
Fred McGriff, 1999	.344
Harold Ramírez, 2022	.333
Carl Crawford, 2004	.332
Aubrey Huff, 2002	.328
Matt Duffy, 2018	.325
Randy Winn, 2002	.325
Evan Longoria, 2010	.324
Carl Crawford, 2003	.319

Home Runs

Carlos Peña, 2007	23
Brad Miller, 2016	22
Brandon Lowe, 2021	19
Carlos Peña, 2009	19
Isaac Paredes 2023	18
Carlos Peña, 2010	18
Ben Zobrist, 2009	18
Ty Wigginton, 2006	18
Fred McGriff, 1999	18
4 tied	17

RBI

Jorge Cantú, 2005	61
Carlos Peña, 2007	59
Carlos Peña, 2008	57
Ben Zobrist, 2009	56
Aubrey Huff, 2004	55
Evan Longoria, 2009	54
Fred McGriff, 1999	54
Isaac Paredes, 2023	53
Aubrey Huff, 2003	53
Austin Meadows, 2021	52

DID YOU KNOW?

RAYS ALL-TIME EJECTION LEADERS

Joe Maddon leads the list with 37 ejections while Carl Crawford and B.J. Upton lead Rays players with five. Thirty-eight of the Rays 186 ejections all-time have come against the Red Sox. The Rays had eight players/coaches ejected and the Red Sox had none on August 29, 2000.

Joe Maddon	37	Mike DiFelice	3	Tom Foley	2
Kevin Cash	16	Yunel Escobar	3	Jonny Gomes	2
Larry Rothschild	15	Matt Joyce	3	Jim Hickey	2
Lou Piniella	9	Dave Martinez	3	Aubrey Huff	2
Hal McRae	7	John McLaren	3	Julio Lugo	2
Carl Crawford	5	Mike Butcher	2	David Price	2
B.J. Upton	5	José Cardenal	2	Derek Shelton	2
Greg Vaughn	4	Lee Elia	2		



PITCHING LEADERS / ALL-TIME

Wins		ERA (min. 200 IP)		Strikeouts	
James Shields	47	Blake Snell	2.51	James Shields	693
David Price	35	David Price	2.89	Chris Archer	609
Scott Kazmir	26	Shane McClellanahan	2.96	David Price	551
Chris Archer	23	Alex Cobb	3.10	Scott Kazmir	460
Alex Cobb	23	Matt Garza	3.21	Jake Odorizzi	354
Blake Snell	23	Chris Archer	3.31	Blake Snell	330
Shane McClellanahan	21	James Shields	3.34	Alex Cobb	317
Matt Moore	21	Jake Odorizzi	3.38	Matt Moore	271
Jake Odorizzi	21	Wade Davis	3.44	Shane McClellanahan	268
2 tied	20	Jeremy Hellickson	3.59	Tyler Glasnow	259

PITCHING LEADERS / SINGLE SEASON

Wins		ERA (min. 50 IP)		Strikeouts	
Zach Eflin, 2023	11	Blake Snell, 2018	1.27	Chris Archer, 2015	144
Blake Snell, 2018	10	David Price, 2012	1.81	Charlie Morton, 2019	143
Shane McClellanahan, 2022	9	Scott Kazmir, 2006	1.91	Scott Kazmir, 2007	137
Ryan Yarbrough, 2018	9	David Price, 2010	1.96	Chris Archer, 2017	135
James Shields, 2011	9	Jeffrey Springs, 2022	2.23	David Price, 2011	129
David Price, 2010	9	Drew Rasmussen, 2022	2.24	James Shields, 2012	128
6 tied	8	Josh Fleming, 2021	2.28	Shane McClellanahan, 2022	127
		James Shields, 2011	2.36	James Shields, 2011	124
		Alex Cobb, 2017	2.46	Chris Archer, 2016	123
		Jeremy Hellickson, 2011	2.54	Zach Eflin, 2023	120

DID YOU KNOW?

ROBERTO CLEMENTE AWARD

Since 1971, Major League Baseball has annually presented an award that recognizes a player who best exemplifies the game of baseball through sportsmanship, community involvement and positive contributions to his team.

In 1973, following the tragic death of Roberto Clemente, the award was named to honor the man whose spirit and goodwill will always be remembered. The 12-time All-Star and Hall of Famer was killed in a plane crash in 1972 delivering food and medical supplies to earthquake victims of Nicaragua. The award recognizes those individuals who truly understand the value of helping others.

A panel of baseball dignitaries, including Vera Clemente and Commissioner Rob Manfred, annually selects the winner from a list of 30 candidates, one from each major league club. These local winners are announced in September on Roberto Clemente Day. The winner of the national Roberto Clemente Award is announced during a pregame ceremony at the World Series. Past winners include Edgar Martínez, Jamie Moyer, Jim Thome, Derek Jeter, Curt Schilling, Al Leiter, Tony Gwynn, Willie Mays, Ozzie Smith and Cal Ripken Jr. The Rays were represented on the ballot by Shane McClellanahan in 2023.



OPPONENT ALL-TIME LEADERS vs. RAYS

BATTING LEADERS

Batting Avg. (min. 250 PA)

Iván Rodríguez	.351
Joe Mauer	.345
Victor Martínez	.333
Bernie Williams	.330
Shea Hillenbrand	.329
Edgar Martínez	.327
Vladimir Guerrero Sr.	.324
Ramón Hernández	.319
Hideki Matsui	.314
Jerry Hairston Jr.	.313

Home Runs

Alex Rodriguez	56
David Ortiz	53
Manny Ramírez	41
Chris Davis	33
José Bautista	32
Carlos Delgado	32
Edwin Encarnación	32
Jason Giambi	32
Mark Teixeira	27
Adam Jones	26

Runs

Derek Jeter	184
Alex Rodriguez	157
David Ortiz	144
Johnny Damon	125
Manny Ramírez	112
Dustin Pedroia	105
Brett Gardner	102
Brian Roberts	101
Robinson Canó	100
Jason Giambi	95

RBI

David Ortiz	178
Alex Rodriguez	160
Manny Ramírez	143
Derek Jeter	124
Jason Giambi	117
Jorge Posada	115
Johnny Damon	104
Robinson Canó	103
Hideki Matsui	99
Melvin Mora	91

Hits

Derek Jeter	317
David Ortiz	245
Alex Rodriguez	234
Robinson Canó	210
Johnny Damon	198
Adam Jones	197
Manny Ramírez	178
Dustin Pedroia	173
Xander Bogaerts	168
Brian Roberts	168

Stolen Bases

Jacoby Ellsbury	39
Brian Roberts	38
Johnny Damon	33
Brett Gardner	32
Derek Jeter	30
Rajai Davis	25
Alex Rodriguez	23
Coco Crisp	22
Mookie Betts	21
Ichiro Suzuki	21

PITCHING LEADERS

ERA (min. 100 IP)

Mariano Rivera	1.69
Pedro Martínez	1.99
Félix Hernández	2.19
Orlando Hernández	2.54
Clay Buchholz	2.67
Jamie Moyer	2.78
David Wells	2.80
Josh Beckett	2.89
Miguel González	3.00
Chris Sale	3.06

Strikeouts

CC Sabathia	319
Chris Sale	199
Jon Lester	189
Rick Porcello	185
A.J. Burnett	180
Pedro Martínez	172
Roy Halladay	170
Mike Mussina	170
Andy Pettitte	170
Gerrit Cole	167

Wins

Tim Wakefield	21
Mike Mussina	19
CC Sabathia	18
Andy Pettitte	17
Jon Lester	14
Rick Porcello	14
John Lackey	13
5 tied	12

Saves

Mariano Rivera	64
Jonathan Papelbon	26
Zack Britton	18
Craig Kimbrel	18
Joe Nathan	18
Troy Percival	18
Roberto Osuna	17
4 tied	16

Games Started

CC Sabathia	53
Tim Wakefield	36
Mike Mussina	33
Andy Pettitte	33
Jon Lester	32
Rick Porcello	32
Roy Halladay	31
Mark Buehrle	28
A.J. Burnett	28
Chris Tillman	28

Home Runs Allowed

CC Sabathia	46
Chris Tillman	29
Jon Lester	28
Tim Wakefield	26
Dylan Bundy	23
Bartolo Colón	23
Masahiro Tanaka	23
Andy Pettitte	21
Wei-Yin Chen	20
Rick Porcello	20



MONTHLY RECORDS

RAYS BY MONTH

YEAR	MARCH	APRIL	MAY	JUNE	JULY	AUG.	SEPT.	OCT.
1998	0-1	12-13	12-16	10-17	9-16	10-20	10-16	
1999		12-12	11-16	10-16	10-17	16-12	9-18	1-2
2000		9-15	8-19	15-11	12-14	15-15	9-18	1-0
2001		8-18	7-20	9-18	11-15	13-16	9-11	5-2
2002		9-15	9-19	10-17	7-20	11-18	9-17	
2003	1-0	9-17	11-16	5-21	14-12	13-16	10-17	
2004	1-1	6-13	11-17	20-6	11-17	10-18	9-18	2-1
2005		8-16	11-18	8-18	13-14	15-13	12-14	0-2
2006		11-14	10-18	14-13	9-17	9-19	8-19	0-1
2007		11-14	11-15	11-17	7-20	15-14	11-16	
2008	1-0	14-12	19-10	16-10	13-12	21-7	13-14	
2009		9-14	16-14	19-7	12-12	15-12	11-17	2-2
2010		17-6	17-12	11-14	19-7	17-12	13-14	2-1
2011		15-12	14-13	16-11	11-15	18-10	17-10	
2012		15-8	14-14	12-15	13-13	17-11	17-10	2-1
2013		12-14	18-10	13-15	21-5	11-15	17-12	
2014	1-0	10-16	12-17	13-16	17-6	13-16	11-14	
2015		12-10	14-15	16-12	9-16	14-13	12-15	3-1
2016		11-12	11-16	11-17	9-16	14-15	10-18	2-0
2017		12-14	17-13	13-13	12-13	13-15	12-14	1-0
2018	1-2	12-12	15-13	13-14	13-12	17-10	19-9	
2019	3-1	16-8	16-11	13-16	14-12	17-10	17-8	
2020					4-4	21-7	15-9	
2021		13-14	22-6	12-14	16-8	21-6	14-13	2-1
2022		12-9	16-12	12-14	14-13	18-9	14-14	0-5
2023	1-0	22-6	17-12	17-10	8-16	17-8	16-11	1-0
Totals	9-5 .643	297-314 .486	339-362 .484	319-352 .475	308-342 .474	391-337 .537	324-366 .470	24-19 .558

DID YOU KNOW?

RAYS TO HOMER IN THEIR FIRST PLATE APPEARANCE AT TROPICANA FIELD

PLAYER	DATE	PITCH COUNT
Terry Shumpert	March 31, 2003 vs. BOS	1-0 pitch off Alan Embree
Joe Dillon	May 30, 2009 vs. MIN	1-1 pitch off Francisco Liriano
Wil Myers	June 24, 2013 vs. TOR	1-2 pitch off Esmil Rogers
Jake Elmore	April 22, 2015 vs. BOS	2-2 pitch off Edward Mujica
Nick Ciuffo	September 7, 2018 vs. BAL	1-0 pitch off Dylan Bundy
Eric Sogard	August 3, 2019 vs. MIA	0-1 pitch off Elieser Hernández



BATTING LEADERS

Hits, By Month

April	39	Rocco Baldelli *	2003
May	44	Corey Dickerson	2017
June	42	Randy Winn	2002
July	40	Julio Lugo	2005
Aug.	50	Carl Crawford	2007
Sept.	38	Carl Crawford	2010

Hits, Any Month

50	Carl Crawford	Aug.	2007
44	Corey Dickerson	May	2017
	Aubrey Huff	Aug.	2002
43	Carl Crawford	May	2009
42	Aubrey Huff	Aug.	2003
	Randy Winn	June	2002

RBI, By Month

April	27	Randy Arozarena	2023
May	31	Evan Longoria	2009
June	27	Greg Vaughn	2001
July	27	Gerald Williams	2000
Aug.	29	Carlos Peña	2008, 2009
Sept.	29	Carlos Peña	2007

RBI, Any Month

31	Evan Longoria	May	2009
29	Carlos Peña	Aug.	2009
	Carlos Peña	Aug.	2008
	Carlos Peña	Sept.	2007
28	Austin Meadows	May	2021
	Jorge Cantú	Aug.	2005

Home Runs, By Month

April	11	Jonny Gomes	2006
May	10	Logan Morrison	2017
		Aubrey Huff	2003
June	9	Evan Longoria	2016
		José Canseco	1999
July	8	Isaac Paredes	2023
		Travis d'Arnaud	2019
		Carlos Peña	2007
		Aubrey Huff	2004, 2005
		Gerald Williams	2000
Aug.	12	Carlos Peña	2009
Sept.	13	Carlos Peña	2007

Home Runs, Any Month

13	Carlos Peña	Sept.	2007
12	B.J. Upton	Sept.	2012
	Carlos Peña	Aug.	2009
11	Jonny Gomes	April	2006
10	Logan Morrison	May	2017
	Evan Longoria	Aug.	2011
	Aubrey Huff	May	2003
	José Canseco	April	1999

Batting Avg., Best Months (min. 50 AB)

.422 (38 H/90 AB)	Fred McGriff	July	1999
.414 (36/87)	Matt Joyce	May	2011
.400 (24/60)	Harold Ramírez	July	2022
.397 (23/58)	Manuel Margot	May	2022
.389 (28/72)	Mallex Smith	Aug.	2018
.389 (28/72)	Jason Bartlett	Aug.	2008

* ROOKIE

DID YOU KNOW?

ORGANIZATION NO-HITTERS

Jason Standridge	June 28, 1999 with Charleston (7 IP)
Doug Waechter	August 10, 2000 with Hudson Valley (9 IP)
Gerardo Garcia	May 22, 2002 with Orlando (9 IP)
Chad Gaudin	July 15, 2003 with Orlando (7 IP) (Perfect Game)
Wade Davis	August 31, 2006 with Southwest Michigan (7 IP)
Wade Davis	May 4, 2007 with Vero Beach (7 IP)
Matt Moore	June 6, 2009 with Bowling Green (7 IP)
Matt Garza	July 26, 2010 with Tampa Bay (9 IP)
Matt Moore	June 16, 2011 with Montgomery (9 IP)
Victor Mateo	July 8, 2011 with Bowling Green (7 IP)
Victor Mateo	August 24, 2013 with Montgomery (9 IP)
Blake Snell	August 2, 2014 with Charlotte (5.1 IP)
Buddy Borden	May 13, 2015 with Charlotte (7 IP)
Justin Marks	July 16, 2016 with Durham (9 IP)

DOES NOT INCLUDE COMBINED NO-HITTERS



PITCHING LEADERS

Innings Pitched, By Month

April	46.1	James Shields	2011
May	47.1	James Shields	2007
June	47.1	Joe Kennedy	2002
July	48.1	David Price	2013
Aug.	48.2	James Shields	2011
Sept.	43.0	David Price	2010

Innings Pitched, Any Month

48.2	James Shields	Aug.	2011
48.1	David Price	July	2013
47.1	James Shields	May	2007
	Joe Kennedy	June	2002
46.2	David Price	July	2014
46.1	James Shields	April	2011

Earned Run Average, Best Months (min. 25 IP)

0.73 (3 ER/37 IP)	Chris Archer *	July	2013
0.78 (3/34.2)	Rich Hill	May	2021
0.84 (3/32.1)	Chris Archer	April	2015
1.03 (3/26.1)	Jake Odorizzi	Sept.	2017
1.04 (3/26)	Blake Snell	Aug.	2018
1.06 (4/34)	Jeff Niemann	July	2011
1.13 (4/32)	Matt Moore	April	2013
1.15 (4/31.1)	Shane McClellanahan	May	2022
1.22 (5/37)	Scott Kazmir	May	2008
1.26 (5/35.2)	Blake Snell	Sept.	2018
1.27 (5/35.1)	Matt Garza	Aug.	2010
1.36 (5/33)	Shane McClellanahan	June	2022
1.36 (5/33)	Jeremy Hellickson	May	2011

Strikeouts, By Month

April	56	Tyler Glasnow	2021
May	58	Chris Archer	2017
June	54	David Price	2014
July	51	Tyler Glasnow	2023
Aug.	50	Chris Archer	2015
		Scott Kazmir	2007
Sept.	53	Blake Snell	2018

Wins, By Month

April	5	Matt Moore	2013
May	5	Scott Kazmir	2008
June	5	Jeremy Hellickson	2013
		David Price	2012
July	5	David Price	2013, 2014
Aug.	5	Shane McClellanahan	2021
Sept.	5	Blake Snell	2018

Saves, By Month

April	9	Al Reyes	2007
May	10	Alex Colomé	2017
		Brad Boxberger	2015
June	7	Alex Colomé	2016
		Danys Báez	2004
		Roberto Hernández	1998
July	11	Rafael Soriano	2010
Aug.	11	Danys Báez	2005
Sept.	10	Danys Báez	2005

* ROOKIE

DID YOU KNOW?

RAYS TO WIN MAJOR LEAGUE DEBUT

Rolando Arrojo	April 1, 1998 vs. DET (start)
Mickey Callaway	June 12, 1999 at MTL (start)
Joe Kennedy	June 6, 2001 at TOR (start)
Seth McClung	March 31, 2003 vs. BOS (relief)
Doug Waechter	August 27, 2003 vs. SEA (relief)
Scott Kazmir	August 23, 2004 at SEA (start)
Jeff Niemann	April 13, 2008 vs. BAL (start)
Jeremy Hellickson	August 2, 2010 vs. MIN (start)
Alex Colomé	May 30, 2013 at MIA (start)
Andrew Bellatti	May 9, 2015 vs. TEX (relief)
Jake Faria	June 7, 2017 vs. CWS (start)
Brendan McKay	June 29, 2019 vs. TEX (start)
Josh Fleming	August 23, 2020 vs. TOR (start)
Shane Baz	Sept. 20, 2021 vs. TOR (start)
Taj Bradley	April 12, 2023 vs. BOS (start)



TEAM & INDIVIDUAL FIELDING RECORDS

SINGLE SEASON & GAME

Most Double Plays, Team
198 1999

Most Outfield Assists, Team
47 1998

Best Fielding Pct., Team
.990 2013

Fewest Errors, Team
59[^] 2013

Most Errors, Team
139 2001

Most Double Plays, Game

5	7/16/12 vs. CLE
	9/16/06 at TOR
	7/22/06 vs. BAL
	6/9/04 vs. SF (10 inn.)
	5/2/00 vs. TEX
	8/16/99 at DET
	5/18/99 at TEX
	9/17/98 vs. NYY

Fewest Assists, Game

0 [#]	5/17/03 at BAL
	5/1/02 at MIN

Most Errors, Game

5	5/12/12 at BAL
	4/15/01 vs. TOR
	5/12/00 vs. TOR

Most Errors, Inning

4	4/27/14 at CWS
3	5/12/17 at BOS
	5/12/14 at SEA
	5/12/12 at BAL
	7/2/07 at CLE
	7/2/06 at WSH
	6/5/03 at CHC
	5/16/02 at NYY
	9/5/01 at SEA
	8/14/00 at BOS

Most Consecutive Errorless Games

15	5/7/23-5/22/23
10	8/22/23-9/2/23
	7/11/22-7/24/22
	7/28/11-8/7/11
	8/24/10-9/4/10
	4/23/08-5/3/08

Most Consecutive Games with an Error

11	8/29/04-9/11/04
----	-----------------

Most Passed Balls, Game

3	8/20/21 vs. CWS
---	-----------------

Most Outfield Assists, Individual, Season

18	Quinton McCracken, 1998
----	-------------------------

Most Outfield Assists, Individual, Inning

2	J. Gomes, 9/6/05 at NYY
	R. Baldelli, 8/12/04 at BOS

Most Outfield Assists, Game

2	(21x), last Kevin Kiermaier, 7/29/20 at ATL
---	---

Most Caught Stealing, Game

3	J. Jaso, 5/30/10 vs. CWS
	D. Navarro, 7/16/06 at LAA
	T. Hall, 7/13/02 vs. SEA
	J. Flaherty, 7/16/99 vs. NYM

Most Infield Assists, 9-Inning Game

10	Miguel Cairo (2x), 8/7/00 vs. MIN; 7/31/98 vs. DET
----	--

Most Errors, Game

3	(7x), last Evan Longoria, 4/17/12 at TOR
---	--

[#] TIES MODERN MAJOR LEAGUE RECORD
[^] EXCLUDES SHORTENED 2020 SEASON

DID YOU KNOW?

ABOUT PAUL C. SMITH & AL LOPEZ



Paul C. Smith, a longtime local sports journalist, passed away in 2005 at age 46. He wrote for the *St. Petersburg Times* and the Rays official website, and was executive sports editor of the *Tampa Tribune* from 1990-2000.



Al Lopez, one of four Tampa natives in the Hall of Fame, passed away in 2005 at age 97. After a 19-year career as a major league catcher, he found great success as manager of Cleveland and the White Sox.



SINGLE-SEASON FIELDING LEADERS

CATCHERS

Putouts

909	Mike Zunino	2021
844	Christian Bethancourt	2023
837	Dioner Navarro	2008
814	Dioner Navarro	2007
764	Mike Zunino	2019

Assists

87	John Flaherty	1999
67	Dioner Navarro	2007
60	René Rivera	2015
	Toby Hall	2003
55	Dioner Navarro	2008

Errors

14	Dioner Navarro	2007
11	René Rivera	2015
9	Toby Hall	2005
	Toby Hall	2003
8	Mike DiFelice	2000

Fielding Pct. (Qualifiers)

.997	Francisco Mejía	2022
.996	Michael Perez	2020
	José Lobaton	2013
.995	Christian Bethancourt	2023
	Mike Zunino	2021

THIRD BASEMEN

Putouts

127	Evan Longoria	2010
124	Evan Longoria	2011
121	Evan Longoria	2014
112	Evan Longoria	2009
109	Evan Longoria	2015

Assists

302	Evan Longoria	2009
279	Evan Longoria	2013
276	Evan Longoria	2010
267	Evan Longoria	2017
262	Evan Longoria	2014

Errors

15	Aubrey Huff	2001
14	Evan Longoria	2011
	Evan Longoria	2010
	Alex Gonzalez	2005
	Jared Sandberg	2002

Fielding Pct. (Qualifiers)

.976	Evan Longoria	2015
.975	Evan Longoria	2016
	Akinori Iwamura	2007
.972	Evan Longoria	2013
.970	Evan Longoria	2009

FIRST BASEMEN

Putouts

1,300	Fred McGriff	2000
1,223	Travis Lee	2003
1,203	James Loney	2013
1,182	Carlos Peña	2012
1,150	Fred McGriff	1998

Assists

130	Carlos Peña	2007
106	Carlos Peña	2008
100	Travis Lee	2003
98	James Loney	2013
95	Carlos Peña	2012

Errors

13	Fred McGriff	1999
10	Carlos Peña	2009
	Fred McGriff	2000
9	James Loney	2014
	Fred McGriff	2001

Fielding Pct. (Qualifiers)

.998	Casey Kotchman	2011
	Carlos Peña	2008
	Travis Lee	2006
	Travis Lee	2003
.997	Tino Martinez	2004

SHORTSTOPS

Putouts

310	Julio Lugo	2005
236	Julio Lugo	2004
229	Chris Gomez	2002
211	Julio Lugo	2003
208	Yunel Escobar	2013

Assists

424	Julio Lugo	2005
422	Julio Lugo	2004
395	Yunel Escobar	2013
388	Willy Adames	2019
368	Félix Martínez	2000

Errors

25	Julio Lugo	2004
24	Julio Lugo	2005
20	Jason Bartlett	2009
17	Willy Adames	2019
	Julio Lugo	2003

Fielding Pct. (Qualifiers)

.989	Yunel Escobar	2013
.980	Chris Gomez	2002
	Asdrúbal Cabrera	2015
.979	Kevin Stocker	1998
	Wander Franco	2023

SECOND BASEMEN

Putouts

284	Akinori Iwamura	2008
278	Miguel Cairo	1998
253	Brent Abernathy	2002
251	Miguel Cairo	1999
218	2 tied	

Assists

429	Miguel Cairo	1998
397	Akinori Iwamura	2008
377	Miguel Cairo	1999
350	Marlon Anderson	2003
332	Ben Zobrist	2013

Errors

16	Miguel Cairo	1998
15	Marlon Anderson	2003
13	Jorge Cantú	2006
12	B.J. Upton	2007
	Brent Abernathy	2002

Fielding Pct. (Qualifiers)

.993	Ben Zobrist	2013
.990	Akinori Iwamura	2008
.989	Ben Zobrist	2011
.986	Miguel Cairo	1999
.985	Logan Forsythe	2015

OUTFIELDERS

Putouts

437	Rocco Baldelli	2003
412	Kevin Kiermaier	2015
397	B.J. Upton	2010
394	Randy Winn	2002
382	B.J. Upton	2011

Assists

18	Quinton McCracken	1998
16	B.J. Upton	2008
	Delmon Young	2007
15	Kevin Kiermaier	2015
14	Rocco Baldelli	2003

Errors

10	José Cruz Jr.	2004
8	Rocco Baldelli	2004
7	Carlos Gómez	2018
	B.J. Upton	2008
	Delmon Young	2007

Fielding Pct. (Qualifiers)

1.000	Randy Arozarena	2023
	Kevin Kiermaier	2020
	Tommy Pham	2019
	Desmond Jennings	2014
	Desmond Jennings	2012
	Ben Zobrist	2010



CAREER STARTS BY POSITION

Catcher

Toby Hall	550
John Flaherty	442
Dioner Navarro	416
José Molina	237
2 tied	234

First Base

Carlos Peña	666
Fred McGriff	482
James Loney	383
Travis Lee	338
Ji-Man Choi	283

Second Base

Ben Zobrist	485
Brandon Lowe	388
Miguel Cairo	349
Logan Forsythe	299
Akinori Iwamura	215

Shortstop

Julio Lugo	485
Jason Bartlett	380
Willy Adames	305
Yunel Escobar	283
Wander Franco	239

Third Base

Evan Longoria	1,336
Aubrey Huff	272
Yandy Díaz	219
Jared Sandberg	173
Matt Duffy	162

Left Field

Carl Crawford	1,127
Randy Arozarena	316
Desmond Jennings	207
Greg Vaughn	159
Tommy Pham	158

Center Field

B.J. Upton	794
Kevin Kiermaier	759
Rocco Baldelli	374
Randy Winn	326
Desmond Jennings	306

Right Field

Steven Souza Jr.	345
Matt Joyce	303
Ben Zobrist	250
Aubrey Huff	198
Dave Martinez	191

DID YOU KNOW?

PLAYERS TO HOMER IN THEIR FIRST AT-BAT WITH THE RAYS

PLAYER	DATE	PITCH COUNT
Bubba Trammell	April 3, 1998 vs. CWS	0-2 pitch off James Baldwin
Esteban Yan ^{[1][2]}	June 5, 2000 at NYM	first pitch off Bobby J. Jones
Gerald Williams ^[2]	April 3, 2000 at MIN	first pitch off Brad Radke
Terry Shumpert ^[2]	March 31, 2003 vs. BOS	1-0 pitch off Alan Embree
George Lombard ^[2]	April 19, 2003 at BAL	1-0 pitch off Rodrigo López
Kevin Cash ^[2]	June 15, 2005 vs. MIL	first pitch off Victor Santos
Elijah Dukes	April 2, 2007 at NYY	1-1 pitch off Carl Pavano
Brendan Harris	April 7, 2007 vs. TOR	1-2 pitch off Tomo Ohka
Dan Johnson ^[2]	Sept. 10, 2008 at BOS	3-2 pitch off Jonathan Papelbon
Brandon Guyer ^{[1][2]}	May 6, 2011 at BAL	3-1 pitch off Zack Britton
Brandon Allen	April 26, 2012 vs. LAA	2-2 pitch off Jordan Walden
Ryan Roberts	July 25, 2012 at BAL	first pitch off Miguel González
Jake Elmore ^[2]	April 22, 2015 vs. BOS	2-2 pitch off Edward Mujica
Shane Peterson ^[2]	April 14, 2017 at BOS	2-2 pitch off Rick Porcello

[1] FIRST MAJOR LEAGUE PLATE APPEARANCE [2] FIRST PA WITH RAYS



HOME RUN RECORDS

RAYS GRAND SLAMS : 89

PLAYER	GAME	PITCHER
1998 (3)		
P. Sorrento	5/3 at CLE	C. Nagy
P. Sorrento (2)	6/27 at PHI	C. Schilling
W. Boggs	9/13 vs. TEX	E. Loaiza
1999 (2)		
T. Lowery	8/18 at DET	D. Borkowski
R. Winn	10/3 vs. NYY	J. Juden
2000 (4)		
F. McGriff	4/3 at MIN	B. Radke
F. McGriff (2)	5/17 at TEX	D. Davis
J. Guillén	6/25 at TEX	K. Rogers
S. Cox	6/27 vs. TOR	K. Escobar
2001 (4)		
B. Grieve	6/12 vs. PHI	E. Oropesa
G. Vaughn	6/26 at BOS	R. Arjojo
G. Vaughn (2)	7/22 vs. TEX	P. Mahomes
B. Grieve (2)	7/27 at TEX	R. Bell
2002 (3)		
R. Winn (2)	4/4 vs. DET	J. Miller
J. Flaherty	5/28 vs. SEA	J. Pineiro
J. Sandberg	7/30 vs. BAL	J. Stephens
2003 (3)		
J. Lugo	6/13 vs. PIT	B. Boehringer
M. Anderson	6/24 vs. NYY	A. Reyes
D. Rolls	7/24 at BOS	C. Fox
2004 (2)		
R. Baldelli	7/22 at MIN	J. Rincón
T. Hall	8/4 vs. BOS	B. Arroyo
2005 (3)		
E. Perez	6/8 at CIN	E. Milton
A. Huff	7/22 vs. BAL	B. Chen
A. Huff (2)	7/26 vs. BOS	C. Bradford
2006 (2)		
J. Gomes	4/12 vs. BAL	S. Rleal
J. Cantú	7/21 vs. BAL	A. Loewen
2007 (6)		
C. Crawford	4/24 vs. NYY	M. Myers
C. Peña	6/12 vs. SD	D. Brocaïl
D. Navarro	7/20 at NYY	E. Ramirez
J. Gomes (2)	8/7 at DET	J. Grilli
C. Peña	9/5 vs. BAL	F. Cabrera
J. Velandia	9/25 vs. NYY	B. Bruney
2008 (5)		
D. Navarro (2)	5/8 at TOR	S. Camp
C. Crawford	6/19 vs. CHC	S. Eyre
E. Longoria	7/19 vs. TOR	R. Halladay
B. Zobrist	8/29 vs. BAL	F. Cabrera
B. Zobrist	9/13 at NYY	S. Ponson
2009 (5)		
C. Peña	4/13 vs. NYY	J. Albaladejo
B. Zobrist	4/17 vs. CWS	M. Thornton
E. Longoria	5/1 vs. BOS	J. Masterson
B. Zobrist	6/3 vs. KC	B. Bannister
G. Zaun	8/16 vs. TOR	B. League
2010 (7)		
C. Crawford (3)	6/2 at TOR	S. Downs
C. Peña	6/8 vs. TOR	R. Lewis
M. Joyce	7/3 at MIN	M. Guerrier

PLAYER	GAME	PITCHER
M. Joyce	7/26 vs. DET	M. Scherzer
J. Bartlett	8/5 vs. MIN	R. Mahay
K. Shoppach	8/14 vs. BAL	B. Matusz
B. Hawpe	9/11 at TOR	R. Romero
2011 (2)		
B. Zobrist (5)	7/15 vs. BOS	A. Miller
B. Upton	9/11 vs. BOS	M. Albers
2012 (4)		
C. Peña (5)	4/6 vs. NYY	C. Sabathia
L. Scott	4/18 at TOR	C. Villanueva
M. Joyce	5/19 vs. ATL	R. Delgado
M. Joyce (4)	5/25 at BOS	J. Lester
2013 (2)		
E. Longoria (3)	5/6 vs. TOR	M. Buehrle
W. Myers	6/22 at NYY	C. Sabathia
2014 (1)		
K. Kiermaier	7/9 vs. KC	Y. Ventura
2015 (1)		
J. Butler	10/4 vs. TOR	M. Buehrle
2016 (1)		
C. Dickerson	5/11 at SEA	T. Walker
2017 (4)		
L. Morrison	4/14 at BOS	R. Porcello
C. Rasmus	5/10 vs. KC	P. Moylan
S. Souza Jr.	6/18 at DET	B. Farmer
W. Ramos	9/22 at BAL	U. Jimenéz
2018 (4)		
D. Robertson	5/19 at LAA	A. Heaney
K. Kiermaier (2)	6/25 vs. WSH	G. Gonzalez
D. Robertson (2)	7/22 vs. MIA	K. Barraclough
J. Choi	9/7 vs. BAL	R. Meisinger
2019 (4)		
T. Pham	5/6 vs. AZ	M. Kelly
W. Adames	6/4 at DET	B. Farmer
T. d'Arnaud	7/21 vs. CWS	D. Cease
A. Meadows	8/23 at BAL	T. Blach
2020 (1)		
W. Adames (2)	8/30 at MIA	R. Dugger
2021 (9)		
F. Mejía	5/21 at TOR	J. Beasley
J. Wendle	5/24 at TOR	T. Thornton
R. Arozarena	6/13 vs. BAL	C. Valdez
B. Lowe	7/5 vs. CLE	L. Allen
B. Phillips	7/29 vs. NYY	A. Abreu
B. Lowe (2)	8/7 at BAL	C. Valdez
B. Phillips	8/8 at BAL	D. Tate
B. Phillips (3)	8/11 at BOS	P. Valdez
J. Wendle (2)	8/29 at BAL	P. Fry
2022 (1)		
M. Margot	5/7 at SEA	D. Castillo
2023 (6)		
I. Paredes	4/7 vs. OAK	K. Waldichuk
B. Lowe	4/9 vs. OAK	J. Kaprielian
Y. Diaz	5/13 at NYY	N. Cortes
T. Walls	5/14 at NYY	A. Abreu
O. Basabe	8/22 vs. COL	D. Bard
J. Aranda	10/1 at TOR	W. Parsons



RAYS PINCH-HIT HOME RUNS : 60

PLAYER	GAME	PITCHER
1998 (3)		
P. Sorrento	5/28 vs. SEA	S. Gajkowski
P. Sorrento (GS) (2)	6/27 at PHI	C. Schilling
B. Trammell	9/19 vs. TOR	C. Almanzar
2000 (3)		
B. Trammell	4/7 vs. CLE	B. Witt
B. Trammell	4/22 vs. ANA	K. Mercker
B. Trammell (4)	6/4 at NYM	R. Rodríguez
2001 (1)		
R. Winn	4/14 at BAL	R. Kohlmeier
2002 (2)		
R. Winn (GS) (2)	4/4 vs. DET	M. Miller
J. Conti	7/31 vs. BAL	Y. Perez
2003 (3)		
T. Shumpert	3/31 vs. BOS	A. Embree
A. Martin	7/20 vs. TEX	R. Drese
M. Anderson	8/30 at OAK	C. Bradford
2004 (1)		
R. Fick	4/9 vs. BAL	J. Julio
2005 (4)		
E. Perez	4/22 vs. BOS	A. Embree
J. Gomes	4/30 at BAL	B. Ryan
T. Lee	6/13 vs. MIL	R. Bottalico
T. Lee (2)	8/14 at CLE	B. Wickman
2006 (1)		
G. Norton	5/6 at OAK	J. Duchscherer
2007 (1)		
B. Upton	9/8 vs. TOR	J. Accardo
2008 (3)		
J. Gomes (2)	6/28 at PIT	D. Marte
R. Baldelli	9/6 at TOR	B. Ryan
D. Johnson	9/9 at BOS	J. Papelbon
2009 (7)		
B. Zobrist (GS)	4/17 vs. CWS	M. Thornton
B. Zobrist	4/28 at MIN	J. Nathan
B. Zobrist (3)	5/21 vs. OAK	A. Bailey
G. Kapler	6/12 vs. WSH	R. Villone
G. Zaun (GS)	8/16 vs. TOR	B. League
G. Kapler (2)	8/28 at DET	B. Seay
W. Aybar	9/28 vs. BAL	M. Albers
2010 (5)		
W. Aybar	6/29 at BOS	H. Okajima
M. Joyce (GS)	7/3 at MIN	M. Guerrier
J. Bartlett (GS)	8/5 vs. MIN	R. Mahay
R. Baldelli (2)	9/5 at BAL	M. González
W. Aybar (3)	9/14 vs. NYY	B. Logan

PLAYER	GAME	PITCHER
2011 (1)		
D. Johnson (2)	9/28 vs. NYY	C. Wade
2012 (4)		
B. Allen	4/26 vs. LAA	J. Walden
L. Scott	4/27 at TEX	M. Lowe
J. Keppinger	6/30 vs. DET	J. Benoit
C. Peña	8/18 at LAA	K. Jepsen
2013 (1)		
J. Loney	9/23 vs. BAL	T. Hunter
2014 (2)		
S. Rodríguez	5/25 vs. BOS	C. Breslow
J. Sands	6/16 vs. BAL	B. Matusz
2015 (4)		
T. Beckham	4/11 at MIA	M. Dunn
T. Beckham (2)	4/16 at TOR	A. Loup
B. Guyer	5/8 vs. TEX	A. Claudio
B. Guyer (2)	9/20 vs. BAL	Z. Britton
2016 (1)		
T. Motter	5/17 at TOR	D. Storen
2017 (2)		
L. Morrison	8/19 vs. SEA	E. Diaz
T. Plouffe	9/28 at NYY	C. Shreve
2018 (1)		
D. Robertson (GS)	7/22 vs. MIA	K. Barraclough
2019 (3)		
G. Heredia	4/14 at TOR	T. Mayza
J. Aguilar	9/17 at LAD	K. Maeda
B. McKay	9/22 vs. BOS	T. Kelley
2021 (3)		
J. Choi	5/21 at TOR	A. Cole
J. Wendle	6/9 vs. WSH	D. Hudson
B. Lowe	6/19 at SEA	K. Graveman
2022 (2)		
M. Zunino	5/3 at OAK	K. Snead
C. Bethancourt	7/15 vs. BAL	C. Pérez
2023 (2)		
L. Raley	8/16 at SF	R. Stripling
H. Ramírez	9/15 at BAL	B. Baker



RAYS LEADOFF HOME RUNS : 115

PLAYER	GAME	PITCHER
1998 (2)		
D. Martinez	5/11 vs. CLE	D. Burba
Q. McCracken	6/15 vs. TOR	W. Williams
1999 (1)		
M. Cairo	7/20 vs. PHI	P. Byrd
2000 (4)		
G. Williams	4/3 at MIN	B. Radke
G. Williams	5/15 at TEX	D. Oliver
G. Williams	6/23 at TEX	R. Helling
G. Williams (4)	7/21 at NYY	D. Gooden
2001 (1)		
R. Winn	7/16 at ATL	J. Marquis
2002 (4)		
R. Winn	6/9 vs. SD	B. Jones
R. Winn	6/11 vs. LAD	O. Daal
R. Winn	7/7 at ANA	R. Ortiz
R. Winn (5)	7/13 vs. SEA	J. Baldwin
2003 (1)		
J. Lugo	8/23 vs. CLE	C. Sabathia
2004 (4)		
C. Crawford	4/16 vs. CWS	D. Wright
C. Crawford	7/21 at MIN	B. Radke
C. Crawford	8/20 vs. OAK	R. Harden
C. Crawford	9/14 at BOS	P. Martínez
2005 (3)		
C. Crawford	7/5 at CWS	F. García
J. Lugo	8/13 at CLE	S. Elarton
J. Lugo	8/31 at BOS	T. Wakefield
2006 (8)		
J. Lugo (4)	6/16 at PHI	C. Hamels
D. Hollins	8/4 vs. BOS	C. Schilling
R. Baldelli	8/11 at OAK	D. Haren
R. Baldelli	8/30 at CWS	J. Garland
R. Baldelli	9/2 vs. SEA	C. Baek
R. Baldelli	9/13 at NYY	C. Lidle
R. Baldelli	9/22 vs. NYY	C. Wang
D. Hollins (2)	10/1 at CLE	C. Lee
2007 (7)		
C. Crawford (6)	4/7 vs. TOR	T. Ohka
R. Baldelli (6)	4/18 vs. BAL	E. Bedard
E. Dukes	5/16 vs. TEX	V. Padilla
E. Dukes (2)	5/19 vs. FLA	D. Willis
B. Upton	5/23 vs. SEA	M. Batista
A. Iwamura	6/19 at AZ	D. Davis
A. Iwamura	6/23 vs. LAD	R. Wolf
2008 (3)		
A. Iwamura	5/15 vs. NYY	I. Kennedy
A. Iwamura (4)	6/3 at BOS	J. Masterson
B. Upton	6/30 vs. BOS	J. Masterson
2009 (3)		
J. Bartlett	5/7 at NYY	A. Pettitte
B. Upton	6/30 at TOR	S. Richmond
J. Bartlett	9/9 at NYY	J. Chamberlain

PLAYER	GAME	PITCHER
2010 (5)		
J. Bartlett (3)	5/19 at NYY	A. Burnett
B. Upton	6/24 vs. SD	W. LeBlanc
B. Upton	8/23 at LAA	S. Kazmir
J. Jaso	8/25 at LAA	D. Haren
J. Jaso	9/4 at BAL	J. Guthrie
2011 (3)		
J. Damon	6/12 at BAL	B. Matusz
M. Joyce	8/22 vs. DET	J. Verlander
D. Jennings	8/28 at TOR	B. Morrow
2012 (6)		
D. Jennings	4/24 vs. LAA	E. Santana
B. Upton	6/17 vs. MIA	J. Johnson
D. Jennings	7/25 at BAL	M. González
D. Jennings	8/12 at MIN	S. Diamond
B. Upton	9/9 vs. TEX	R. Oswalt
B. Upton (8)	9/12 at BAL	M. González
2013 (7)		
D. Jennings	4/16 at BAL	J. Arrieta
D. Jennings	4/18 at BAL	M. González
M. Joyce	6/10 vs. BOS	J. Lackey
M. Joyce	6/14 vs. KC	L. Mendoza
B. Zobrist	8/13 vs. SEA	E. Ramirez
D. DeJesus	9/22 vs. BAL	S. Feldman
M. Joyce (4)	9/24 at NYY	H. Kuroda
2014 (1)		
D. Jennings (7)	6/28 at BAL	W. Chen
2015 (4)		
B. Guyer	4/26 vs. TOR	M. Buehrle
B. Guyer (4)	8/2 at BOS	W. Miley
B. Guyer	9/21 at BOS	E. Rodríguez
J. Jaso (3)	10/3 vs. TOR	M. Estrada
2016 (5)		
B. Guyer (4)	5/15 vs. OAK	S. Gray
S. Souza Jr.	5/20 at DET	A. Sanchez
L. Forsythe	7/29 vs. NYY	I. Nova
L. Forsythe	8/9 at TOR	M. Estrada
L. Forsythe (3)	9/6 vs. BAL	Y. Gallardo
2017 (10)		
C. Dickerson	4/5 vs. NYY	M. Pineda
C. Dickerson	4/21 vs. HOU	M. Fiers
C. Dickerson	4/24 at BAL	U. Jiménez
C. Dickerson	5/20 vs. NYY	M. Tanaka
C. Dickerson	5/22 vs. LAA	J. Ramírez
C. Dickerson (6)	6/3 at SEA	S. Gaviglio
P. Bourjos	7/29 at NYY	C. Smith
K. Kiermaier	8/20 vs. SEA	Y. Gallardo
K. Kiermaier	9/12 vs. NYY	S. Gray
K. Kiermaier	9/24 at BAL	C. Tillman
2018 (3)		
D. Span	4/15 vs. PHI	B. Lively
B. Miller	5/27 vs. BAL	K. Gausman
M. Duffy	6/14 at NYY	D. Germán



PLAYER	GAME	PITCHER
2019 (10)		
A. Meadows	3/28 vs. HOU	J. Verlander
Y. Díaz	4/7 at SF	D. Pomeranz
A. Meadows	4/12 at TOR	T. Thornton
Y. Díaz	4/27 at BOS	D. Price
B. Lowe	5/7 vs. AZ	T. Clarke
A. Meadows	5/26 at CLE	T. Bauer
T. d'Arnaud	7/15 at NYY	J. Paxton
A. Meadows	7/18 at NYY, G2	D. Germán
T. Pham	8/19 vs. SEA	M. Gonzales
J. Wendle	9/25 vs. NYY	J. Loaisiga
2020 (3)		
M. Brosseau	8/11 at BOS	M. Pérez
J. Wendle (2)	8/30 at MIA	S. Alcántara
A. Meadows (5)	9/12 vs. BOS	N. Eovaldi
2021 (6)		
M. Margot	6/8 vs. WSH	J. Lester
B. Lowe	7/10 vs. TOR	R. Stripling
R. Arozarena	7/21 vs. BAL	A. Wells
R. Arozarena (2)	8/3 vs. SEA	Y. Kikuchi
B. Lowe	8/30 vs. BOS	N. Pivetta
Y. Díaz	9/16 vs. DET	T. Alexander

PLAYER	GAME	PITCHER
2022 (7)		
B. Lowe (4)	4/12 vs. OAK	A. Oller
Y. Díaz	5/2 at OAK	D. Jefferies
Y. Díaz	5/14 vs. TOR	H. Ryu
K. Kiermaier (4)	5/24 vs. MIA	P. López
Y. Díaz	8/18 vs. KC	M. Castillo
Y. Díaz	8/26 at BOS	M. Wacha
J. Aranda	9/22 vs. TOR	J. Berrios
2023 (4)		
Y. Díaz	4/13 vs. BOS	C. Kluber
Y. Díaz	4/19 at CIN	L. Stoudt
Y. Díaz	9/2 at CLE	L. Allen
Y. Díaz (11)	9/23 vs. TOR	H. Ryu

DID YOU KNOW?

LOCAL RAYS

Twenty Tampa Bay-born players have worn a Rays uniform. Kevin Cash is the second to manage the club, joining Lou Piniella (Tampa).

Bradenton

RHP Lance Carter, 2002-05

Clearwater

RHP Ryan Garton, 2016-17

RHP Ryan Webb, 2016

Dunedin

C Bobby Wilson, 2015, 2016

Lakeland

INF Steve Pearce, 2016

LHP Ryan Yarbrough, 2018-19

Plant City

OF Kenny Kelly, 2000

Seminole

RHP Joey Krehbiel, 2021

OF Brett Phillips, 2020-21

St. Petersburg

1B Casey Kotchman 2011

RHP Doug Waechter, 2003-06

RHP Ryan Weber, 2018

Tampa

INF Christian Arroyo, 2018

C Kevin Cash, 2005

RHP Dwight Gooden, 2000

OF Matt Joyce, 2009-14

1B Tino Martinez, 2004

1B Fred McGriff, 1998-2001, 2004

INF Jason Romano, 2004

OF Ozzie Timmons, 2000



INSIDE-THE-PARK HOME RUNS / RAYS : 23, OPPONENTS : 12

PLAYER	GAME	PITCHER
1998		
D. Martinez, TB	7/10 vs. NYY	H. Irapu
1999		
T. Walker, MIN	9/5 at TB	R. Rupe
R. Winn, TB	10/3 vs. NYY	J. Juden
2000		
P. Konerko, CWS	4/11 at TB	E. Yan
L. Alicea, TEX	6/23 at TEX	C. Lidle
2001		
C. Gomez, TB	8/28 vs. SEA	R. Franklin
2002		
R. Winn, TB	5/8 vs. NYY	R. Clemens
2003		
A. Berroa, KC	8/1 at KC	J. Kennedy
A. Guiel, KC	8/3 at KC	G. González
2004		
R. Sánchez, TB	6/11 vs. COL	S. Chacon
2005		
C. Crawford, TB	4/6 vs. TOR	J. Towers
A. Berroa, KC	5/15 at KC	M. Hendrickson
2007		
C. Crawford, TB	4/13 at MIN	J. Santana
2009		
C. Crawford, TB	7/20 at CWS	G. Floyd
2011		
E. Longoria, TB	6/12 at BAL	J. Accardo
B. Zobrist, TB	9/25 vs. TOR	B. Cecil
2014		
W. Myers, TB	5/4 at NYY	C. Sabathia
K. Kiermaier, TB	5/31 at BOS	A. Wilson
D. DeJesus, TB	9/7 vs. BAL	B. Norris

PLAYER	GAME	PITCHER
2015		
L. Forsythe, TB	7/8 at KC	J. Guthrie
J. Dyson, KC	7/8 at KC	C. Archer
2016		
E. Núñez, MIN	6/2 at MIN	M. Moore
2017		
E. Carrera, TOR	5/6 vs. TOR	J. Odorizzi
2018		
E. Núñez, BOS	3/29 vs. BOS	C. Archer
D. Span, TB	4/28 at BOS	D. Price
2019		
K. Kiermaier, TB	5/23 at CLE	A. Plutko
A. García, TB	5/28 vs. TOR	C. Richard
2021		
K. Kiermaier, TB	8/13 at MIN	J. Gant
B. Phillips, TB	8/16 vs. BAL	P. Fry
A. Meadows, TB	9/6 at BOS	G. Whitlock
2022		
K. Kiermaier, TB	5/24 vs. MIA	P. López
R. Arozarena, TB	6/10 at MIN	D. Smeltzer
T. Mancini, BAL	7/28 at BAL	S. Armstrong
2023		
L. Raley, TB	8/16 at SF	R. Stripling
G. Springer, TOR	9/24 vs. TOR	T. Bradley

LONGEST HOME RUNS AT TROPICANA FIELD

DISTANCE	PLAYER	DATE & OPPONENT	LOCATION
478 feet	TB Vinny Castilla	April 4, 2001 vs. BOS	LF (Party Deck)
474 feet	TB Jonny Gomes	July 9, 2005 vs. DET	CF (Batter's Eye Roof)
473 feet	TB Evan Longoria	April 6, 2010 vs. BAL	LF (Party Deck)
472 feet *	TB Mike Zunino	May 11, 2021 vs. NYY	CF (Budweiser Porch)
472 feet	TEX Ivan Rodríguez	July 22, 2001	LF
472 feet	TB José Canseco	April 22, 2000 vs. ANA	CF (C-Ring Catwalk)
471 feet *	NYY Alex Rodríguez	April 17, 2015	LC (Captain Morgan Deck)
470 feet	ANA Troy Glaus	April 21, 2000	LF (C-Ring Catwalk)
469 feet *	SEA Nelson Cruz	August 18, 2017	LF (Party Deck)
468 feet *	MIA Marcell Ozuna	May 3, 2017	LC (Party Deck)
468 feet	TB Fred McGriff	May 5, 1999 vs. KC	RC (D-Ring Catwalk)

* PER MLB STATCAST. DISTANCES WERE ESTIMATED BY RAYS PR STAFF PRIOR TO THE INTRODUCTION OF STATCAST IN 2015.



ATTENDANCE RECORDS

ATTENDANCE MILESTONES

Most Tropicana Field Sellouts, Season
 8 2008

Most Consecutive Sellouts (Home)
 3 7/7/23-7/9/23 vs. ATL
 7/30/10-8/1/10 vs. NYY

Largest Crowd (Home)
 45,369 3/31/98 vs. DET (Inaugural Game)

Largest Crowd (Road)
 55,771 4/5/02 at NYY

Largest 3-Game Series (Home)
 122,896 6/30/98-7/2/98 vs. ATL

Largest 4-Game Series (Home)
 166,711 7/9/98-7/12/98 vs. NYY

Largest 3-Game Series (Road)
 161,935 9/13/08-9/14/08 at NYY

Largest 4-Game Series (Road)
 216,099 7/20/07-7/22/07 at NYY

ATTENDANCE YEAR-BY-YEAR

YEAR	HOME ATT.	AVG.
1998	2,506,023	30,939
1999	1,696,294	20,942
2000	1,549,052	19,363
2001	1,298,365	16,029
2002	1,065,762	13,157
2003	1,058,677	13,070
2004	1,275,011	16,139
2005	1,141,669	14,095
2006	1,368,950	16,901
2007	1,387,603	17,131
2008	1,811,986	22,370
2009	1,874,962	23,148
2010	1,864,999	23,025

YEAR	HOME ATT.	AVG.
2011	1,529,188	18,879
2012	1,559,681	19,255
2013	1,510,300	18,646
2014	1,446,464	17,858
2015	1,247,668	15,403
2016	1,286,163	15,879
2017	1,253,619	15,670
2018	1,154,973	14,259
2019	1,178,735	14,552
2020	--	--
2021	761,072	9,513
2022	1,128,127	13,927
2023	1,440,301	17,781

DID YOU KNOW?

SPLASH DOWN

Since the Rays Touch Tank opened in 2006 in right-center field, 7 HR have been hit into the water. Only two of those 7 HR were by Rays players: José Lobatón hit a walk-off solo homer in the 9th inning of Game 3 of the 2013 ALDS vs. Boston (Koji Uehara) to save the Rays from elimination, and Brad Miller did it against the Yankees on July 31, 2016.

BATTER	GAME	PITCHER
Luis Gonzalez, LAD	June 24, 2007	Edwin Jackson
Miguel Cabrera, DET	June 30, 2013	Jeremy Hellickson
José Lobatón, TB	October 7, 2013 *	Koji Uehara
Nelson Cruz, SEA	May 27, 2015	Brad Boxberger
Brad Miller, TB	July 31, 2016	Michael Pineda
Robbie Grossman, MIN	Sep 5, 2017	Alex Colomé
Kole Calhoun, LAA	August 1, 2018	Tyler Glasnow

* POSTSEASON



REGULAR-SEASON SELLOUTS AT TROPICANA FIELD : 55

DATE	ATT.	SCORE
1998 (1)		
March 31 vs. DET *	45,369	L, 6-11
2004 (2)		
April 6 vs. NYY *	41,744	W, 9-4
July 19 vs. NYY	41,755	W, 9-7
2006 (1)		
April 10 vs. BAL *	40,199	L, 3-6
2007 (4)		
April 6 vs. TOR *	38,437	W, 6-5
July 14 vs. NYY	36,048	L, 4-6
July 15 vs. NYY	36,048	L, 6-7
July 28 vs. BOS	36,048	L, 6-12 (12)
2008 (8)		
April 8 vs. SEA *	36,048	L, 5-6
April 26 vs. BOS	36,048	W, 2-1
May 31 vs. CWS	36,048	W, 2-0
July 2 vs. BOS	36,048	W, 7-6
Aug. 2 vs. DET	36,048	W, 9-3
Sept. 17 vs. BOS	36,048	W, 10-3
Sept. 20 vs. MIN	36,048	W, 7-2
Sept. 21 vs. MIN	36,048	L, 1-4
2009 (4)		
April 13 vs. NYY *	36,973	W, 15-5
April 14 vs. NYY	36,973	L, 2-7
Aug. 1 vs. KC	36,973	W, 7-1
Sept. 5 vs. DET	36,973	L, 6-8
2010 (6)		
April 6 vs. BAL *	36,973	W, 4-3
July 30 vs. NYY	36,973	W, 3-2
July 31 vs. NYY	36,973	L, 4-5
Aug. 1 vs. NYY	36,973	W, 3-0
Aug. 28 vs. BOS	36,973	W, 3-2 (10)
Sept. 29 vs. BAL **	36,973	L, 0-2
2011 (1)		
April 1 vs. BAL *	34,078	L, 1-4
2012 (2)		
April 6 vs. NYY *	34,078	W, 7-6
April 7 vs. NYY	34,078	W, 8-6

DATE	ATT.	SCORE
2013 (3)		
April 2 vs. BAL *	34,078	L, 4-7
Aug. 4 vs. SF	34,078	W, 4-3
Aug. 25 vs. NYY	34,078	L, 2-3 (11)
2014 (2)		
March 31 vs. TOR *	31,042	W, 9-2
Aug. 16 vs. NYY	31,042	L, 2-3
2015 (2)		
April 6 vs. BAL *	31,042	L, 2-6
Aug. 8 vs. NYM	31,042	W, 5-4
2016 (2)		
April 3 vs. TOR *	31,042	L, 3-5
June 17 vs. SF	40,135	L, 1-5
2017 (1)		
April 2 vs. NYY *	31,042	W, 7-3
2018 (1)		
March 29 vs. BOS *	31,042	W, 6-4
2019 (3)		
March 28 vs. HOU *	25,025	L, 1-5
May 11 vs. NYY	25,025	W, 7-2
May 12 vs. NYY	25,025	L, 1-7
2021 (2)		
April 9 vs. NYY *	9,021	W, 10-5
Sept. 25 vs. MIA	23,783	W, 7-3
2022 (4)		
April 8 vs. BAL *	25,025	W, 2-1
May 28 vs. NYY	25,025	W, 3-1
May 29 vs. NYY	25,025	W, 4-2
Sept. 4 vs. NYY	25,025	L, 1-2
2023 (6)		
March 30 vs. DET *	25,025	W, 4-0
July 7 vs. ATL	25,025	L, 1-2
July 8 vs. ATL	25,025	L, 1-6
July 9 vs. ATL	25,025	W, 10-4
July 22 vs. BAL	25,025	L, 5-6
Aug. 12 vs. CLE	25,025	W, 6-5

* HOME OPENER
** RAYS GAVE AWAY 20,000 TICKETS



MISCELLANEOUS RECORDS

RAYS COMPLETE-GAME SHUTOUTS : 41

PITCHER	GAME	HITS
1998 (2)		
R. Arrojo	April 30 at MIN	3
R. Arrojo (2)	May 6 at KC	3
1999 (2)		
B. Witt	June 27 vs. TOR	3
B. Witt (2)	July 26 vs. ANA	4
2000 (3)		
S. Trachsel	May 6 at BOS	3
A. Lopez	Aug. 8 vs. MIN	4
T. Harper	Sept. 24 at TOR	2
2001 (1)		
A. Lopez (2)	April 13 at BAL	3
2002 (1)		
J. Kennedy	May 21 at SEA	4
2003 (3)		
J. Kennedy (2)	May 2 at DET	1
D. Waechter	Sept. 3 vs. SEA	2
J. Sosa	Sept. 4 vs. SEA	4
2006 (2)		
M. Hendrickson	April 7 at BAL	3
S. Kazmir	July 3 vs. BOS	2
2007 (1)		
E. Jackson	Aug. 11 at TEX	4
2008 (5)		
A. Sonnanstine	April 19 vs. CWS	3
J. Shields	April 27 vs. BOS	2
J. Shields	May 9 vs. LAA	1
M. Garza	July 29 at TOR	5
M. Garza	Aug. 15 at TEX	2

PITCHER	GAME	HITS
2009 (3)		
J. Niemann	June 3 vs. KC	2
J. Niemann	July 10 vs. OAK	7
W. Davis	Sept. 17 vs. BAL	4
2010 (3)		
D. Price	April 25 vs. TOR	4
J. Niemann (3)	June 8 vs. TOR	2
M. Garza (3)	July 26 vs. DET	0
2011 (5)		
J. Shields	April 24 at TOR	4
J. Hellickson	May 13 vs. BAL	4
J. Shields	May 22 at FLA	3
J. Shields	June 14 vs. BOS	5
J. Shields	Aug. 9 vs. KC	6
2012 (4)		
D. Price (2)	April 24 vs. LAA	5
J. Shields	July 31 at OAK	3
A. Cobb	Aug. 23 vs. OAK	4
J. Shields (8)	Sept. 9 vs. TEX	2
2013 (3)		
C. Archer	July 14 vs. HOU	5
M. Moore	July 22 at BOS	2
C. Archer	July 27 at NYY	2
2014 (1)		
D. Smyly	Aug. 22 at TOR	2
2015 (1)		
C. Archer (3)	Aug. 20 at HOU	1
2016 (1)		
M. Andriese	May 14 vs. OAK	2

RAYS LONGEST HITTING STREAKS

GMS	PLAYER	DATES
19	Jason Bartlett	5/15/09-6/25/09
18	Wilson Ramos	4/14/18-5/12/18
	Quinton McCracken	8/18/98-9/10/98
17	Tommy Pham	8/21/18-9/14/18
	Aubrey Huff	8/23/02-9/10/02
16	Austin Meadows	9/1/19-9/18/19
	James Loney	6/19/13-7/5/13
	Evan Longoria	5/6/13-5/22/13
	Johnny Damon	4/8/11-4/28/11
	Ben Zobrist	9/27/09-4/13/10
	Aaron Ledesma	9/15/98-5/14/99

GMS	PLAYER	DATES
15	Manuel Margot	5/1/22-5/28/22
	Sean Rodriguez	5/29/10-6/15/10
	Aubrey Huff	5/22/04-6/8/04
14	Yandy Diaz	5/3/23-5/21/23
	Ben Zobrist	4/23/11-5/8/11
	Carlos Peña	7/1/07-7/18/07
	Fred McGriff	4/28/00-5/13/00



RAYS ALL-TIME WIN-LOSS RECORDS

	HOME		ROAD		TOTAL	
	2023	ALL-TIME	2023	ALL-TIME	2023	ALL-TIME
Season	53-28	1097-958	46-35	914-1139	99-63	2011-2097
Day Games	26-12	352-286	17-15	315-376	43-27	667-662
Night Games	27-16	745-672	29-20	599-763	56-36	1344-1435
vs. RHP	39-23	797-685	36-29	643-809	75-52	1440-1494
vs. LHP	14-5	300-273	10-6	271-330	24-11	571-603
One-Run Games	14-8	370-252	8-17	210-345	22-25	580-597
Extra Innings	4-2	104-77	3-3	73-97	7-5	177-174
Shutouts	8-3	133-122	6-4	113-124	14-7	246-246
Doubleheaders	0-0-0	1-0-4	1-0-2	7-14-14	1-0-2	8-14-18
Before All-Star Break	35-15	595-539	23-20	482-631	58-35	1077-1170
After All-Star Break	18-13	482-410	23-15	412-497	41-28	894-907

RAYS ALL-TIME WIN-LOSS RECORDS vs. OPPONENTS

OPPONENT	HOME W-L	ROAD W-L	TOTAL W-L	WIN PCT.
San Diego	9-6	6-3	15-9	.625
Arizona	7-4	8-6	15-10	.600
Philadelphia	11-9	11-6	22-15	.595
Colorado	8-1	6-9	14-10	.583
Chicago-NL	4-1	7-7	11-8	.579
Pittsburgh	8-4	4-5	12-9	.571
Florida/Miami	40-27	38-32	78-59	.569
St. Louis	7-7	5-3	12-10	.545
Toronto	137-90	108-116	245-206	.543
Houston	20-16	22-20	42-36	.538
Kansas City	60-40	39-48	99-88	.529
Baltimore	127-98	109-118	236-216	.522
New York-NL	8-7	9-9	17-16	.515
Detroit	48-40	42-45	90-85	.514
Minnesota	48-39	44-49	92-88	.511
Montreal/Washington	11-6	9-14	20-20	.500
San Francisco	4-5	5-4	9-9	.500
Los Angeles-AL	50-51	49-55	99-106	.483
Milwaukee	7-7	2-3	9-10	.474
Boston	119-111	93-130	212-241	.468
Texas	53-47	43-62	96-109	.468
Chicago-AL	45-46	39-50	84-96	.467
Los Angeles-NL	7-6	2-5	9-11	.450
Seattle	44-53	45-59	89-112	.443
Cleveland	44-47	35-57	79-104	.432
New York-AL	109-115	85-141	194-256	.431
Oakland	50-54	38-64	88-118	.427
Atlanta	9-15	7-11	16-26	.381
Cincinnati	3-6	4-8	7-14	.333



WALK-OFF WINS : 192

DATE	OPP.	EVENT, BATTER	FINAL
1998 (7)			
4/13	MIN	HR, Bobby Smith	13-12 (14)
5/12	CLE	HR, Kevin Stocker	6-5 (14)
6/7	MTL	Error, Dave Martinez	4-3 (11)
6/16	TOR	Double, Miguel Cairo	4-3
7/14	BOS	Single, Miguel Cairo	5-4
8/9	BAL	Double, John Flaherty	2-1
8/11	BAL	Single, Bobby Smith	2-1
1999 (2)			
7/20	PHI	SF, Fred McGriff	5-4 (13)
8/20	KC	HBP, John Flaherty	5-4
2000 (11)			
4/13	CWS	Single, Greg Vaughn	6-5 (12)
4/22	ANA	PH HR, Bubba Trammell	11-9 (10)
5/4	TEX	HR, Greg Vaughn	8-7 (11)
6/14	ANA	HR, Fred McGriff	3-2
6/15	ANA	Single, Russ Johnson	2-1
8/1	CLE	Single, Gerald Williams	6-5
8/5	BAL	Walk, Miguel Cairo	5-4 (10)
8/9	MIN	Error, José Guillén	5-4 (10)
8/13	CWS	HR, John Flaherty	5-3
9/26	NY Yankees	Single, Fred McGriff	2-1
10/1	BOS	PH FC, Fred McGriff	3-2 (10)
2001 (4)			
5/27	ANA	Single, Gerald Williams	4-3 (10)
7/6	FLA	Single, Russ Johnson	5-4 (11)
8/11	MIN	HR, John Flaherty	4-3 (12)
8/22	BAL	Single, Jason Tyner	11-10
2002 (9)			
4/3	DET	Single, Randy Winn	2-1 (13)
4/14	TOR	Single, Ben Grieve	5-4 (10)
5/11	BAL	Grand Slam, Randy Winn	6-4
5/30	OAK	Double, Greg Vaughn	4-3 (13)
6/8	SD	Single, Steve Cox	3-2 (10)
6/30	FLA	Single, Brent Abernathy	6-5 (12)
7/13	SEA	Single, Ben Grieve	4-3 (10)
8/15	CLE	HR, Andy Sheets	4-3
9/19	NY Yankees	Single, Andy Sheets	3-2 (10)
2003 (10)			
3/31	BOS	HR, Carl Crawford	6-4
4/5	NY Yankees	Single, Al Martin	6-5
4/8	BAL	Infield single, Travis Lee	8-7
7/1	BOS	Error, Rocco Baldelli scored	4-3 (11)
7/3	BOS	Single, Marlon Anderson	6-5 (10)
7/4	CWS	HR, Carl Crawford	4-3
8/5	TOR	Single, Travis Lee	5-4
8/7	KC	Single, Julio Lugo	3-2
8/11	BAL	PH Double, J. Sandberg	4-3
8/13	BAL	Double, Travis Lee	6-5 (10)
2004 (7)			
4/9	BAL	PH Single, Eduardo Perez	4-3 (10)
5/23	CLE	Single, Tino Martinez	5-4 (10)
6/9	SF	Single, José Cruz Jr.	4-3 (10)
6/11	COL	Inside-the-park HR, Rey Sánchez	8-7 (10)
6/13	COL	Single, Julio Lugo	3-2

DATE	OPP.	EVENT, BATTER	FINAL
8/6	SEA	Obstruction error, Carl Crawford awarded home	2-1 (10)
9/25	TOR	SF, Geoff Blum	6-3
2005 (7)			
4/8	OAK	Single, Nick Green	3-2 (10)
4/22	BOS	PH HR, Eduardo Perez	5-4
5/10	CWS	HR, Jorge Cantú	7-6
7/9	DET	HR, Jonny Gomes	5-4
7/25	BOS	Double, Aubrey Huff	4-3 (10)
8/16	NY Yankees	Walk, Jonny Gomes	4-3 (11)
9/11	TOR	FC, Travis Lee	6-5 (11)
2006 (5)			
5/19	FLA	HR, Aubrey Huff	5-4 (10)
5/20	FLA	HR, Russell Branyan	4-3
8/6	BOS	HR, Greg Norton	7-6 (10)
8/18	CLE	Single, Carl Crawford	6-5
9/1	SEA	PH Single, Ty Wigginton	2-1
2007 (10)			
4/6	TOR	Single, B.J. Upton	6-5
5/2	MIN	PH FC, Dioner Navarro	4-3 (10)
5/5	OAK	Single, Brendan Harris	3-2 (12)
5/15	TEX	Single, Brendan Harris	4-3 (11)
5/17	TEX	HR, Delmon Young	8-6 (10)
5/28	DET	Single, Elijah Dukes	6-5
7/30	TOR	HR, Carl Crawford	5-4 (11)
8/19	CLE	Single, Joel Guzmán	4-3 (12)
9/8	TOR	PH HR, B.J. Upton	5-4
9/25	NY Yankees	HR, Dioner Navarro	7-6 (10)
2008 (11)			
4/25	BOS	Single, Nathan Haynes	5-4 (11)
5/9	LAA	HR, Evan Longoria	2-0
5/13	NY Yankees	Single, Gabe Gross	2-1 (11)
5/25	BAL	Double, Evan Longoria	5-4
5/30	CWS	HR, Cliff Floyd	2-1
6/1	CWS	HR, Gabe Gross	4-3 (10)
6/21	HOU	PH Double, Gabe Gross	4-3
8/3	DET	Walk, Carlos Peña	6-5 (10)
8/6	CLE	HR, Carlos Peña	10-7
8/30	BAL	Double, Rocco Baldelli	10-9
9/16	BOS	Single, Dioner Navarro	2-1
2009 (7)			
5/15	CLE	HR, B.J. Upton	8-7
5/21	OAK	Single, Carl Crawford	6-5
6/27	FLA	SF, Willy Aybar	3-2
7/7	TOR	HR, Pat Burrell	3-1 (11)
7/8	TOR	Single, Ben Zobrist	10-9
8/4	BOS	HR, Evan Longoria	4-2 (13)
8/22	TEX	Single, Carlos Peña	5-4
2010 (7)			
4/6	BAL	Double, Carl Crawford	4-3
5/15	SEA	HR, Willy Aybar	3-2
5/17	CLE	Bunt FC, Jason Bartlett	4-3 (11)
7/11	CLE	Single, Jason Bartlett	6-5 (10)
8/28	BOS	HR, Dan Johnson	3-2 (10)
9/13	NY Yankees	HR, Reid Brignac	1-0 (11)
9/18	LAA	Error, PH, Willy Aybar	4-3 (10)



DATE	OPP.	EVENT, BATTER	FINAL
2011 (13)			
4/14	MIN	HR, Johnny Damon	4-3 (10)
4/16	MIN	Single, Johnny Damon	4-3
4/30	LAA	WP, Matt Joyce scored	2-1 (10)
5/3	TOR	HR, B.J. Upton	3-2
6/28	CIN	HR, Evan Longoria	4-3
8/4	TOR	Single, Robinson Chirinos	7-6 (12)
8/8	KC	HR, Casey Kotchman	2-1
8/10	KC	Triple/error, Sam Fuld	8-7
8/21	SEA	HR, Johnny Damon	8-7
8/24	DET	FC, Elliot Johnson	3-2 (10)
9/7	TEX	HR, Desmond Jennings	5-4 (10)
9/10	BOS	Single, Evan Longoria	6-5 (11)
9/28	NY Yankees	HR, Evan Longoria	8-7 (12)
2012 (7)			
4/6	NY Yankees	Single, Carlos Peña	7-6
4/26	LAA	PH HR, Brandon Allen	4-3
4/30	SEA	Single, Elliot Johnson	3-2 (12)
5/23	TOR	Double, B.J. Upton	5-4 (11)
7/20	SEA	Triple, Ben Zobrist	4-3 (14)
9/7	TEX	HR, Ben Zobrist	3-1 (11)
9/20	BOS	HR, B.J. Upton	7-4
2013 (13)			
4/3	BAL	HR, Matt Joyce	8-7
5/9	TOR	Walk, Luke Scott	5-4 (10)
5/11	SD	HR, Evan Longoria	8-7
5/28	MIA	Single, Desmond Jennings	7-6
6/29	DET	Single, Yunel Escobar	4-3 (10)
7/10	MIN	Single, Ben Zobrist	4-3 (13)
8/3	SF	Single, Wil Myers	2-1 (10)
8/14	SEA	Single, Jason Bourgeois	5-4
8/16	TOR	Triple, José Lobaton	5-4
8/18	TOR	HR, José Lobaton	2-1 (10)
9/18	TEX	Single, Desmond Jennings	4-3 (12)
9/20	BAL	Single, David DeJesus	5-4 (18)
9/23	BAL	PH HR, James Loney	5-4
2014 (6)			
5/22	OAK	HR, Sean Rodríguez	5-2 (11)
5/23	BOS	PH Double, Cole Figueroa	1-0
5/24	BOS	FC/Error, Desmond Jennings	6-5 (15)
9/1	BOS	Single, Matt Joyce	4-3 (10)
9/6	BAL	PB by Nick Hundley	3-2
9/15	NY Yankees	Single, Ben Zobrist	1-0
2015 (3)			
4/23	BOS	Single, René Rivera	2-1
9/20	BAL	Single, Kevin Kiermaier	7-6
10/3	TOR	Single, Tim Beckham	4-3
2016 (3)			
4/30	TOR	Single, Curt Casali	4-3
6/15	SEA	Walk, Logan Morrison	3-2 (13)
8/24	BOS	Error, Kevin Kiermaier	4-3 (11)
2017 (4)			
4/8	TOR	Walk, Brad Miller	3-2 (10)
4/19	DET	FC/Error, Logan Morrison	8-7
6/10	OAK	Single, Evan Longoria	6-5 (10)
8/6	MIL	HR, Steven Souza Jr.	2-1

DATE	OPP.	EVENT, BATTER	FINAL
2018 (9)			
4/20	MIN	Error, Denard Span	8-7 (10)
4/22	MIN	HR, Carlos Gómez	8-6
6/13	TOR	Single, Matt Duffy	1-0
6/24	NY Yankees	HR, Jake Bauers	7-6 (12)
7/9	DET	Single, Daniel Robertson	10-9 (10)
7/22	MIA	PH GS, Daniel Robertson	6-4
8/7	BAL	HR, Willy Adames	4-3
8/23	KC	FC/Error, Kevin Kiermaier	4-3
9/10	CLE	HR, Ji-Man Choi	6-5
2019 (10)			
5/29	TOR	Single, Willy Adames	4-3 (11)
7/6	NY Yankees	HR, Travis d'Arnaud	4-3
8/6	TOR	WP, Kevin Kiermaier scored	7-6 (10)
8/17	DET	PH Single, Mike Brosseau	1-0 (13)
8/18	DET	Single, Ji-Man Choi	5-4
8/21	SEA	WP, Willy Adames scored	7-6
9/2	BAL	Single, Tommy Pham	5-4 (10)
9/20	BOS	Single, Willy Adames	5-4 (11)
9/21	BOS	HR, Nathaniel Lowe	5-4 (11)
9/24	NY Yankees	HR, Ji-Man Choi	2-1 (12)
2020 (4)			
7/26	TOR	Triple, Kevin Kiermaier	6-5 (10)
8/9	NY Yankees	Single, Michael Perez	4-3
8/22	TOR	Single, Kevin Kiermaier	2-1 (10)
9/6	MIA	SF, Brandon Lowe	5-4 (10)
2021 (6)			
5/14	NY Yankees	Single, Brett Phillips	3-2
5/26	KC	Single, Manuel Margot	2-1 (10)
6/24	BOS	WP, Manuel Margot scored	1-0
7/5	CLE	FC, Yandy Díaz	9-8
7/21	BAL	Single, Austin Meadows	5-4
9/17	DET	HR, Brett Phillips	7-4 (10)
2022 (6)			
4/12	OAK	Single, Manuel Margot	9-8 (10)
4/23	BOS	HR, Kevin Kiermaier	3-2 (10)
6/7	STL	HR, Taylor Walls	4-2 (10)
6/24	PIT	Single, Harold Ramirez	4-3 (10)
6/25	PIT	Single, Isaac Paredes	6-5
8/24	LAA	FC/Error, David Peralta	4-3 (11)
2023 (11)			
4/21	CWS	HR, Brandon Lowe	8-7
4/22	CWS	Single, Randy Arozarena	4-3 (10)
5/7	NY Yankees	Single, Isaac Paredes	8-7 (10)
6/7	MIN	HR, Randy Arozarena	2-1
8/11	CLE	HR, Wander Franco	9-8
8/12	CLE	Single, Randy Arozarena	6-5
8/23	COL	Single, Brandon Lowe	6-5 (10)
9/5	BOS	HR, Brandon Lowe	8-6 (11)
9/9	SEA	HR, Yandy Díaz	7-5
9/21	LAA	Single, Manuel Margot	5-4
9/23	TOR	Single, Josh Lowe	7-6



OFFENSIVE LEADERS BY POSITION / WHILE PLAYING POSITION

HOME RUNS

POS	PLAYER	HR	YEAR
C	Mike Zunino	33	2021
1B	Carlos Peña	46	2007
2B	Brandon Lowe	35	2021
3B	Evan Longoria	36	2016
SS	Willy Adames	20	2019
LF	Randy Arozarena	21	2023
CF	B.J. Upton	27	2012
RF	Steven Souza Jr.	28	2017
DH	José Canseco	32	1999

RUNS BATTED IN

POS	PLAYER	RBI	YEAR
C	John Flaherty	71	1999
1B	Carlos Peña	121	2007
2B	Brandon Lowe	89	2021
3B	Evan Longoria	113	2009
SS	Julio Lugo	69	2004
LF	Carl Crawford	88	2010
CF	Gerald Williams	83	2000
RF	José Cruz Jr.	78	2004
	Aubrey Huff	78	2003
DH	José Canseco	91	1999

DID YOU KNOW?

TRIPLE PLAYS

The Rays have pulled off three triple plays in club history. The most recent came on September 27, 2011 vs. NYY when Russell Martin grounded into a 5-4-3 triple play (Evan Longoria to Ben Zobrist to Sean Rodríguez).

On September 2, 2006 vs. SEA, the Rays pulled off their second triple play, the first at Tropicana Field, in the top of the 1st inning. With runners on first and third, J.P. Howell threw a strike on a 3-2 count to Raul Ibañez for the first out. Catcher Dioner Navarro threw the ball to shortstop Ben Zobrist to retire Adrián Beltré, who was running from first on the pitch. Zobrist then threw back to Navarro to nail José López as he tried to score from third to complete the triple play. It was the first 2-6-2 triple play in major league history.

On September 13, 2002 at TOR, the Rays executed the first triple play in club history (L-4-6-3) with Dewon Brazelton on the mound in his major league debut.

Rays opponents have turned four triple plays, the most recent coming on August 18, 2023 at LAA (Harold Ramírez: 6-4-3-2). Sean Rodríguez accounts for two of the four triple plays, both of the 5-4-3 variety—April 17, 2014 vs. NYY and August 16, 2011 at BOS—making him the first player to hit into a pair of triple plays since ATL Chipper Jones (2007, 1996) and before that, SD Tony Gwynn (1995, 1991). In 2011, Rodríguez became the first player since STL Gregg Jefferies in 1993 to hit into a triple play and participate in one defensively in the same season.

On June 11, 2006 at KC, the Royals turned an 8-1-6-5 triple play when Russell Branyan's apparent sacrifice fly was nullified upon appeal, when it was ruled that Aubrey Huff had left third base early on the tag-up. Rocco Baldelli was also caught on the play trying to advance from first to second base.



AWARD WINNERS

LEAGUE AWARDS

BBWAA AL Cy Young Award (2)

David Price	2012
Blake Snell	2018

BBWAA AL

Manager of the Year (4)

Joe Maddon	2008
Joe Maddon	2011
Kevin Cash	2020
Kevin Cash	2021

BBWAA AL

Rookie of the Year (4)

Evan Longoria	2008
Jeremy Hellickson	2011
Wil Myers	2013
Randy Arozarena	2021

Rawlings AL

Gold Glove Award (9)

Carlos Peña, 1B	2008
Evan Longoria, 3B	2009
Carl Crawford, OF	2010
Evan Longoria, 3B	
Jeremy Hellickson, RHP #	2012
Kevin Kiermaier, CF ^	2015
Kevin Kiermaier, CF	2016
Evan Longoria, 3B	2017
Kevin Kiermaier, CF	2019

All-Star Selections (49)

Rolando Arrojo, RHP	1998
Roberto Hernández, RHP	1999
José Canseco, DH ***	
Fred McGriff, 1B	2000
Greg Vaughn, OF	2001
Randy Winn, OF	2002
Lance Carter, RHP	2003
Carl Crawford, OF	2004
Danys Báez, RHP	2005
Scott Kazmir, LHP	2006
Carl Crawford, OF	2007
Scott Kazmir, LHP	2008
Evan Longoria, 3B	
Dioner Navarro, C	
Jason Bartlett, SS	2009
Carl Crawford, OF	
Evan Longoria, 3B ***	
Carlos Peña, 1B	
Ben Zobrist, INF/OF	
Carl Crawford, OF *	2010
Evan Longoria, 3B *	
David Price, LHP **	
Rafael Soriano, RHP	

Matt Joyce, OF	2011
David Price, LHP	
James Shields, RHP	
David Price, LHP	2012
Fernando Rodney, RHP	
Matt Moore, LHP	2013
Ben Zobrist, INF/OF	
David Price, LHP	2014
Chris Archer, RHP	2015
Brad Boxberger, RHP	
Alex Colomé, RHP	2016
Corey Dickerson, DH *	2017
Chris Archer, RHP	
Wilson Ramos, C ***	2018
Blake Snell, LHP	
Brandon Lowe, INF	2019
Austin Meadows, OF	
Charlie Morton, RHP	
Andrew Kittredge, RHP	2021
Joey Wendle, INF	
Mike Zunino, C	
Shane McClellan, LHP	2022
Randy Arozarena, OF*	2023
Yandy Díaz, 1B*	
Wander Franco, SS	
Shane McClellan, LHP	

All-Star Coaches

Larry Rothschild	2000
Joe Maddon & Staff	2009
Kevin Cash	2017
Kevin Cash	2018
Kevin Cash & Staff	2021

All-MLB First Team

Nick Anderson, RHP	2020
--------------------	------

All-MLB Second Team

Charlie Morton, RHP	2019
Brandon Lowe, 2B	2020

Silver Slugger Award (4)

Carlos Peña, 1B	2007
Evan Longoria, 3B	2009
Carl Crawford, OF	2010
Yandy Díaz, 1B	2023

Major League Baseball

Executive of the Year

Erik Neander	2019
--------------	------

Major League Baseball

Delivery Man of the Year

Fernando Rodney	2012
-----------------	------

Sporting News AL Comeback

Player of the Year (2)

Carlos Peña	2007
Fernando Rodney	2012

Sporting News

AL All-Star Team (7)

Carlos Peña, 1B	2007
Evan Longoria, 3B	2009
Carl Crawford, OF	2010
Evan Longoria, 3B	
Rafael Soriano, RHP	
David Price, LHP *	2012
Fernando Rodney, RHP	

Sporting News

Executive of the Year (2)

Andrew Friedman	2008
Erik Neander	2019

Sporting News

AL Manager of the Year (5)

Joe Maddon	2008
Joe Maddon	2011
Kevin Cash	2019
Kevin Cash	2020
Kevin Cash	2021

Sporting News

AL Rookie of the Year (2)

Evan Longoria	2008
Wil Myers	2013

Topps Major League

All-Rookie Team (14)

Miguel Cairo, 2B	1998
Bobby Smith, 3B	
Rocco Baldelli, CF	2003
Jonny Gomes, DH	2005
Delmon Young, OF	2007
Evan Longoria, 3B	2008
Jeremy Hellickson, RHP	2011
Desmond Jennings, OF	
Wil Myers, OF	2013
Willy Adames, SS	2018
Ryan Yarbrough, LHP	
Nick Anderson, RHP	2019
Randy Arozarena, OF	2021
Wander Franco, SS	

* ELECTED STARTER

** NAMED STARTER BY MANAGER

*** ELECTED STARTER BUT DID NOT PLAY

TIED FOR AWARD, ^ PLATINUM GLOVE



Outstanding AL Pitcher, Players' Choice Awards (3)	
David Price, LHP	2010
David Price, LHP	2012
Blake Snell, LHP	2018

Outstanding AL Rookie, Players' Choice Awards (2)	
Evan Longoria, 3B	2008
Wil Myers, OF	2013

Baseball America Rookie of the Year	
Jeremy Hellickson	2011

Baseball America All-Rookie Team (13)	
Delmon Young, OF	2007
Evan Longoria, 3B	2008
Jeff Niemann, RHP	2009
Wade Davis, RHP	2010
Jeremy Hellickson, RHP	2011
Desmond Jennings, CF	
Wil Myers, OF	2013
Kevin Kiermaier, OF	2014
Joey Wendle, 2B	2018
Nick Anderson, RHP	2019
Randy Arozarena, OF	2021
Shane McClellanahan, LHP	
Wander Franco, SS	

Baseball America Minor League Player of the Year (4)	
Rocco Baldelli	2002
Delmon Young	2005
Jeremy Hellickson	2010
Blake Snell	2015

USA Today Minor League Player of the Year (4)	
Josh Hamilton	2000
David Price	2008
Jeremy Hellickson	2010
Blake Snell	2015

AL Player of the Month (3)	
Evan Longoria	April 2009
B.J. Upton	June 2009
Austin Meadows	Sept. 2019

AL Pitcher of the Month (10)	
Scott Kazmir	May 2008
David Price	Sept. 2010
Jeremy Hellickson	May 2011
Chris Archer	July 2013
Blake Snell	Aug. 2018
Blake Snell	Sept. 2018
Tyler Glasnow	April 2019
Rich Hill	May 2021
Drew Rasmussen	Aug. 2022
Tyler Glasnow	July 2023

AL Rookie of the Month (9)	
Rocco Baldelli	April 2003
Rocco Baldelli	May 2003
Damon Hollins	May 2005
Evan Longoria	June 2008
Wade Davis	July 2010
Jeremy Hellickson	May 2011
Chris Archer	July 2013
Wil Myers	Sept. 2013
Brandon Lowe	April 2019

Roberto Clemente Award Nominees	
Greg Vaughn	2001
Greg Vaughn	2002
Lance Carter	2003
Toby Hall	2004
Toby Hall	2005
Rocco Baldelli	2006
Carl Crawford	2007
Carlos Peña	2008
James Shields	2009
James Shields	2010
James Shields	2011
David Price	2012
David Price	2013
Evan Longoria	2014
Chris Archer	2015
Chris Archer	2016
Evan Longoria	2017
Mallex Smith	2018
Kevin Kiermaier	2019
Charlie Morton	2020
Ryan Yarbrough	2021
Brandon Lowe	2022
Shane McClellanahan	2023

AL Player of the Week (45)	
Q. McCracken	3/31/98-4/5/98
J. Canseco	4/19/99-4/25/99
F. McGriff	5/3/99-5/9/99
W. Boggs	8/2/99-8/8/99
A. Lopez	8/7/00-8/13/00
G. Vaughn	6/4/01-6/10/01
J. Cruz Jr.	5/17/04-5/23/04
A. Huff	7/25/05-7/31/05
S. Kazmir	5/15/06-5/21/06
C. Crawford	5/22/06-5/28/06
G. Norton	9/25/06-10/1/06
B. Upton	7/16/07-7/22/07
C. Crawford	7/30/07-8/5/07
S. Kazmir	9/10/07-9/16/07
C. Peña	9/25/07-10/1/07
J. Shields	4/21/08-4/27/08
E. Longoria	6/23/08-6/29/08
C. Peña	9/15/08-9/21/08
E. Longoria	4/5/09-4/12/09

E. Longoria	4/27/09-5/3/09
B. Upton	6/15/09-6/21/09
E. Longoria	8/31/09-9/6/09
C. Crawford	6/14/10-6/20/10
M. Garza	7/26/10-8/1/10
E. Longoria	8/16/10-8/22/10
J. Damon	4/11/11-4/17/11
J. Shields	4/18/11-4/24/11
B. Zobrist	4/25/11-5/1/11
J. Shields	6/13/11-6/19/11
J. Shields	9/3/12-9/9/12
B. Upton	9/3/12-9/9/12
E. Longoria	5/6/13-5/12/13
A. Cobb	9/16/13-9/22/13
J. Loney	9/23/13-9/29/13
D. Jennings	4/28/14-5/4/14
C. Archer	6/1/15-6/7/15
L. Forsythe	8/31/15-9/6/15
E. Longoria	5/30/16-6/5/16
S. Souza Jr.	4/17/17-4/23/17
A. Meadows	4/8/19-4/14/19
N. Lowe	7/8/19-7/14/19
A. Meadows	9/2/19-9/8/19
B. Lowe	8/10/20-8/16/20
M. Margot	5/2/22-5/8/22
I. Paredes	6/20/22-6/26/22



Futures Game Selections (49)

Álex Sánchez, OF (World)	1999
Matt White, RHP (U.S.)	
Josh Hamilton, OF (U.S.)	2000
Toby Hall, C (U.S.)	2001
Carl Crawford, OF (U.S.)	2002
Pete Laforest, C (World)	2003
Antonio Pérez, INF (World)	
B.J. Upton, SS (U.S.)	2004
Delmon Young, OF (U.S.)	
B.J. Upton, SS (U.S.)	2005
Delmon Young, OF (U.S.)	
Juan Salas, RHP (World)	2006
Evan Longoria, 3B (U.S.)	2007
Jeff Niemann, RHP (U.S.)	
Eduardo Morlan, RHP (World)	2008
Desmond Jennings, OF (U.S.)	2009
Kyeong Kang, OF (World)	

Jeremy Hellickson, RHP (U.S.)	2010
Desmond Jennings, OF (U.S.)	
Álex Torres, LHP (World)	
Tim Beckham, SS (U.S.)	2011
Hak Ju-Lee, SS (World)	
Matt Moore, LHP (U.S.)	
Felipe Rivero, LHP (World)	2012
Enny Romero, LHP (World)	
Taylor Guerrieri, RHP (U.S.)	2013
C.J. Riefenhauser, LHP (U.S.)	
Enny Romero, LHP (World)	
Justin O'Conner, C (U.S.)	2014
Enny Romero, LHP (World)	
Richie Shaffer, INF (U.S.)	2015
Blake Snell, LHP (U.S.)	
Willy Adames, SS (World)	2016
Chih-Wei Hu, RHP (World)	
Ryne Stanek, RHP (U.S.)	

Lucius Fox, SS (World)	2017
Brent Honeywell Jr., RHP (U.S.)	
Nathaniel Lowe, 1B (U.S.)	2018
Jesús Sánchez, OF (World)	
Wander Franco, SS (AL)	2019
Ronaldo Hernández, C (AL)	
Brendan McKay, LHP (AL)	
Shane Baz, RHP (AL)	2021
Vidal Bruján, INF (AL)	
Xavier Edwards, INF (AL)	
Taj Bradley, RHP (AL)	2022
Curtis Mead, INF	
Junior Camerino, INF (AL)	2023
Kyle Manzardo, INF	

DID YOU KNOW?

ORGANIZATION CYCLES

Matt Quatraro	July 6, 1997 with Charleston
José Guillén	April 22, 2000 with Durham
Matt Diaz	June 14, 2000 with St. Petersburg
Luis De Paula	July 21, 2000 with Hudson Valley
Gabriel Martinez	July 26, 2002 with Princeton
Elliot Johnson	Sept. 15, 2006 with Montgomery
B.J. Upton	October 2, 2009 with Tampa Bay
Grant Kay	July 14, 2014 with Hudson Valley
Evan Longoria	August 1, 2017 with Tampa Bay
Willy Adames	April 23, 2018 with Durham
Freddvil Chevez	June 15, 2018 with DSL Rays 2
Wander Franco	July 14, 2018 with Princeton
Brett Sullivan	June 5, 2019 with Montgomery
Jim Haley	August 23, 2019 with Montgomery
Garrett Whitley	June 8, 2021 with Montgomery



TEAM AWARDS

Don Zimmer Award, BBWAA Tampa Bay Chapter

Quinton McCracken	1998	Carlos Peña	2007	Evan Longoria	2016
Roberto Hernández	1999	Jason Bartlett	2008	Steven Souza Jr.	2017
Gerald Williams	2000	Ben Zobrist	2009	Blake Snell	2018
Tanyon Sturtze	2001	Carl Crawford	2010	Austin Meadows	2019
Randy Winn	2002	James Shields	2011	Charlie Morton	
Aubrey Huff	2003	Fernando Rodney	2012	Brandon Lowe	2020
Carl Crawford	2004	Evan Longoria	2013	Mike Zunino	2021
Jorge Cantú	2005	Ben Zobrist	2014	Shane McClellan	2022
Carl Crawford	2006	Logan Forsythe	2015	Yandy Díaz	2023

Outstanding Rookie, BBWAA Tampa Bay Chapter

Rolando Arrojo	1998	Delmon Young	2007	Blake Snell	2016
Ryan Rupe	1999	Evan Longoria	2008	Jake Faria	2017
Steve Cox	2000	Jeff Niemann	2009	Joey Wendle	2018
Joe Kennedy	2001	Wade Davis	2010	Brandon Lowe	2019
Carl Crawford	2002	Jeremy Hellickson	2011	Pete Fairbanks	2020
Rocco Baldelli	2003	Matt Moore	2012	Randy Arozarena	2021
Jorge Cantú	2004	Wil Myers	2013	Jose Siri	2022
Jonny Gomes	2005	Jake Odorizzi	2014	Kevin Kelly	2023
James Shields	2006	Nate Karns	2015		

Paul C. Smith Champion Award, BBWAA Tampa Bay Chapter

John Flaherty	1998	Carlos Peña	2007	Evan Longoria	2016
John Flaherty	1999	Cliff Floyd	2008	Alex Cobb	2017
Greg Vaughn	2000	Carlos Peña	2009	Mallex Smith	2018
Russ Johnson	2001	Carl Crawford	2010	Kevin Kiermaier	2019
John Flaherty	2002	Johnny Damon	2011	Kevin Kiermaier	2020
Al Martin	2003	James Shields	2012	Joey Wendle	2021
Tino Martinez	2004	Ben Zobrist	2013	Yandy Díaz	2022
Toby Hall	2005	Evan Longoria	2014	Zach Eflin	2023
Carl Crawford	2006	Chris Archer	2015		

Al Lopez Award

Dan Wheeler	2000	Elliot Johnson	2008	Taylor Motter	2016
Brent Abernathy	2001	Jeff Niemann	2009	Jake Bauers	2017
Steve Kent	2002	Reid Brignac	2010	Joey Wendle	2018
Rocco Baldelli	2003	Elliot Johnson	2011	Brandon Lowe	2019
Chad Gaudin	2004	Stephen Vogt	2012	Randy Arozarena	2020
Scott Kazmir	2005	Leslie Anderson	2013	Josh Fleming	2021
Elijah Dukes	2006	Brandon Guyer	2014	Ford Proctor	2022
Shawn Riggins	2007	Matt Andriese	2015	N/A	2023



STREAKS & OPPONENTS

Longest Winning Streak vs. Opponent

15	BAL, 7/20/21-4/10/22
12	BAL, 4/30/08-9/24/08
11	CLE, 5/25/19-7/24/21 MIN, 4/21/12-9/14/13
10	KC, 8/30/17-4/23/19
9	MIA, 7/22/18-9/4/20 SEA, 7/31/11-7/20/12 SD, 6/24/10-8/13/19

Longest Losing Streak vs. Opponent

14	MIN, 7/21/04-9/5/06
11	MIN, 4/25/02-5/8/03 BOS, 4/6/01-6/26/01 NYY, 9/17/98-9/24/99

Longest Winning Streak vs. Opponent at Home

13	BOS, 4/23/22-4/13/23
10	BAL, 7/20/21-7/15/22
9	NYY, 7/21/11-7/3/12 MIN, 8/8/00-4/24/02
8	TOR, 5/22/12-9/23/12 SEA, 8/19/11-7/20/12

Longest Losing Streak vs. Opponent at Home

11	BOS, 10/3/01-9/12/02
8	TEX, 5/24/99-5/3/00

Longest Winning Streak at Opponent's Park

9	Camden Yards, 5/18/21-8/29/21
8	Fenway Park, 6/9/19-8/13/20
7	Marlins Park, 5/14/19-4/2/21 Angel Stadium, 6/2/15-7/15/17 Minute Maid Park, 5/22/10-7/2/13 Sun Life Stadium, 6/9/07-5/23/09
6	Target Field, 7/6/11-9/14/13 Angel Stadium, 7/28/12-8/19/12 Camden Yards, 4/30/08-9/24/08 T-Mobile Park, 8/27/03-6/3/05

Longest Losing Streak at Opponent's Park

18	Progressive Field, 9/29/05-7/23/10
11	Yankee Stadium, 4/14/04-4/18/05 Oakland Coliseum, 7/9/03-6/1/05
10	Metrodome, 7/21/04-4/12/07
9	T-Mobile Park, 5/9/16-6/3/18 Fenway Park, 9/11/07-9/8/08 Camden Yards, 8/25/06-7/26/07 Yankee Stadium, 6/3/98-9/24/99

Best Homestand (2 series)

7-0	4/7/23-4/13/23 vs. OAK, BOS 8/20/18-8/26/18 vs. KC, BOS
6-1	8/16/21-8/22/21 vs. BAL, CWS 7/5/10-7/11/10 vs. BOS, CLE 6/30/08-7/7/08 vs. BOS, KC 5/9/08-5/15/08 vs. LAA, NYY
5-1	(18x), last 8/22/23-8/27/23 vs. COL, NYY

Best Homestand (3 or more series)

9-1	8/30/19-9/8/19 vs. CLE, BAL, TOR 7/5/13-7/14/13 vs. CWS, MIN, HOU
8-1	6/22/18-7/1/18 vs. NYY, WSH, HOU
8-2	5/23/08-6/1/08 vs. BAL, TEX, CWS 7/22/05-7/31/05 vs. BAL, BOS, KC
7-2	9/7/18-9/16/18 vs. BAL, CLE, OAK 9/2/11-9/11/11 vs. BAL, TEX, BOS 4/18/08-4/27/08 vs. CWS, TOR, BOS
8-3	7/26/10-8/5/10 vs. DET, NYY, MIN 9/27/01-10/7/01 vs. TOR, BOS, NYY

Best Road Trip (2 series)

7-0	5/18/21-5/24/21 at BAL, TOR
5-0	8/24/21-8/29/21 at PHI, BAL 7/18/14-7/23/14 at MIN, STL
5-1	4/16/21-4/21/21 at NYY, KC 8/28/20-9/2/20 at MIA, NYY 8/9/19-8/14/19 at SEA, SD 7/26/19-8/1/19 at TOR, BOS 9/25/12-9/30/12 at BOS, CWS 6/20/11-6/26/11 at MIL, HOU 5/6/11-5/12/11 at BAL, CLE 4/22/11-4/28/11, G2 at TOR, MIN 6/24/08-6/29/08 at FLA, PIT

Best Road Trip (3 or more series)

9-1	8/10/20-8/20/20 at BOS, TOR, NYY 4/12/10-4/22/10 at BAL, BOS, CWS
8-1	6/15/04-6/24/04 at SD, AZ, TOR
9-2	6/27/14-7/6/14 at BAL, NYY, DET
8-2	7/19/13-7/29/13 at TOR, BOS, NYY 8/10/12-8/19/12 at MIN, SEA, LAA
7-2	4/5/19-4/14/19 at SF, CWS, TOR
6-2	9/24/13-9/30/13 at NYY, TOR, TEX
5-2	8/27/07-9/2/07 at CWS, BAL, NYY

Winless Homestands (2 or more series)

0-5	4/1/11-4/6/11, BAL, LAA 9/15/00-9/20/00, OAK, SEA 4/24/98-4/28/98, OAK, ANA
-----	---

Winless Road Trips (2 or more series)

0-8	5/26/14-6/3/14, TOR, BOS, MIA
0-7	6/20/16-6/26/16 at CLE, BAL 7/14/06-7/20/06, LAA, MIN
0-6	7/8/08-7/13/08, NYY, CLE 9/12/07-9/17/07, NYY, TOR 8/7/07-8/13/07, SEA, OAK 7/1/05-7/6/05, MIN, CWS 4/26/05-5/1/05, TOR, BAL 7/2/02-7/7/02, TEX, ANA 4/26/02-5/2/02, BOS, MIN
0-5	7/29/20-8/2/20 at ATL, BAL 8/6/13-8/11/13, AZ, LAD



ALL-TIME ROSTER

A

Abbott, Paul
Abernathy, Brent
Abreu, Winston
Adam, Jason
Adames, Willy
Aguilar, Jesus
Aldred, Scott
Allen, Brandon
Alvarado, Jose
Alvarez, Wilson
Anderson, Chase
Anderson, Marlon
Anderson, Nick
Andriese, Matt
Aranda, Jonathan
Archer, Chris
Arcia, Oswaldo
Arencibia, J.P.
Armstrong, Shawn
Arozarena, Randy
Arrojo, Rolando
Arroyo, Christian
Aybar, Willy

B

Backe, Brandon
Badenhop, Burke
Baez, Danys
Baldelli, Rocco
Balfour, Grant
Banda, Anthony
Bard, Luke
Bartlett, Jason
Basabe, Osleivis
Bauers, Jake
Bautista, Jose
Baz, Shane
Beckham, Tim
Bedard, Erik
Beeks, Jalen
Beimel, Joe
Belisario, Ronald
Beliveau, Jeff
Bell, Heath
Bell, Rob
Bellatti, Andrew
Belnome, Vince
Bemboom, Anthony
Bennett, Jeff
Benoit, Joaquin
Bethancourt, Christian
Bierbrodt, Nick
Birkins, Kurt

Blalock, Hank
Blum, Geoff
Boggs, Wade
Borowski, Joe
Bourgeois, Jason
Bourjos, Peter
Boxberger, Brad
Bradford, Chad
Bradley, Taj
Branyan, Russell
Brazelton, Dewon
Brett, Ryan
Brignac, Reid
Bristo, Braden
Brosseau, Mike
Brujan, Vidal
Buente, Jay
Burd, Zack
Burrell, Pat
Burroughs, Sean
Butler, Joey
Butler, Rich

C

Cabrera, Asdrubal
Cairo, Miguel
Callaway, Mickey
Caminero, Junior
Camp, Shawn
Cannizaro, Andy
Canseco, Jose
Cantu, Jorge
Canzler, Russ
Carlson, Dan
Carter, Lance
Casali, Curt
Casanova, Raul
Cash, Kevin
Castilla, Vinny
Castillo, Diego
Cedeno, Xavier
Chang, Yu
Chargois, JT
Charlton, Norm
Childers, Jason
Chirinos, Robinson
Chirinos, Yonny
Choate, Randy
Choi, Ji-Man
Cishek, Steve
Ciuffo, Nick
Civale, Aaron
Cleavinger, Garrett
Clyburn, Danny

Cobb, Alex
Colome, Alex
Colome, Jesus
Conger, Hank
Conley, Adam
Conrad, Brooks
Conti, Jason
Corcoran, Tim
Cormier, Lance
Cortez, Fernando
Cox, Steve
Crawford, Carl
Creek, Doug
Criswell, Cooper
Cron, C.J.
Cruz Jr., Jose
Cruz, Juan
Cruz, Nelson
Cummings, Midre
Curtiss, John

D

Damon, Johnny
d'Arnaud, Travis
Davis, Johnny
Davis, Wade
De La Rosa, Dane
De Leon, Jose
de los Santos, Luis
Decker, Jaff
DeJesus, David
Delaney, Rob
Devenski, Chris
Diaz, Jumbo
Diaz, Matt
Diaz, Yandy
Dickerson, Corey
Diekman, Jake
DiFelice, Mike
Dillon, Joe
Dohmann, Scott
Dominguez, Jose
Drake, Oliver
Duda, Lucas
Duffy, Matt
Dugger, Robert
Dukes, Elijah
Duncan, Shelley
Dunn, Scott
Duvall, Mike
Dykstra, Allan

E

Easley, Damion

Eflin, Zach
Eiland, Dave
Ekstrom, Mike
Ellis, Chris
Elmore, Jake
Enders, Trevor
Enns, Dietrich
Eovaldi, Nathan
Escalona, Felix
Escobar, Yunel
Espinosa, Danny
Eveland, Dana

F

Fairbanks, Pete
Faria, Jake
Farnsworth, Kyle
Farquhar, Danny
Faucher, Calvin
Featherston, Taylor
Feyereisen, J.P.
Fick, Robert
Field, Johnny
Figueroa, Cole
Fiore, Tony
Flaherty, John
Fleming, Josh
Floro, Dylan
Floyd, Cliff
Font, Wilmer
Fordyce, Brook
Forsythe, Logan
Fortunato, Bartolome
Fossum, Casey
Francisco, Ben
Franco, Julio
Franco, Wander
Franklin, Nick
Frieri, Ernesto
Fuld, Sam

G

Gaillard, Eddie
Gamboa, Eddie
Garcia, Avisail
Garcia, Edgar
Gardner, Lee
Garton, Ryan
Garza, Matt
Garza Jr., Ralph
Gathright, Joey
Gaudin, Chad
Geltz, Steve
Gibaut, Ian



Morris, Jim
Morrison, Logan
Morton, Charlie
Moss, Damian
Motter, Taylor
Munson, Eric
Myers, Wil

N

Nava, Daniel
Navarro, Dioner
Nelson, Joe
Newman, Alan
Niemann, Jeff
Nomo, Hideo
Norris, Derek
Norton, Greg
Nunez, Franklin
Nuno, Vidal

O

Odum, Joseph
Odorizzi, Jake
O'Grady, Brian
Ogando, Cristofer
Ordaz, Luis
Ordonez, Rey
Orvella, Chad
Oviedo, Juan Carlos

P

Padlo, Kevin
Pagan, Emilio
Paredes, Isaac
Parque, Jim
Parris, Steve
Patino, Luis
Paul, Josh
Pearce, Steve
Pena, Carlos
Pennington, Brad
Peralta, David
Peralta, Joel
Percival, Troy
Perez, Antonio
Perez, Eduardo
Perez, Fernando
Perez, Hector
Perez, Michael
Perez, Tomas
Perry, Herbert
Peterson, Shane
Pham, Tommy
Phelps, Josh
Phelps, Travis
Phillips, Brett
Phillips, Evan
Piatt, Adam
Pinto, René

Huff, Aubrey
Hunter, Tommy

I

Isringhausen, Jason
Iwamura, Aki

J

Jackson, Edwin
James, Delvin
Jaso, John
Jennings, Dan
Jennings, Desmond
Jepsen, Kevin
Jimenez, Jason
Johnson, Charles
Johnson, Dan
Johnson, DJ
Johnson, Elliot
Johnson, Jason
Johnson, Kelly
Johnson, Russ
Joyce, Matt
Judd, Mike

K

Kapler, Gabe
Karns, Nathan
Kazmir, Scott
Kelley, Trevor
Kelly, Kenny
Kelly, Kevin
Kelly, Mike
Kennedy, Joe
Kent, Steve
Keppinger, Jeff
Kiermaier, Kevin
Kittredge, Andrew
Kluber, Corey
Knight, Dusten
Kolarek, Adam
Kotchman, Casey
Kratz, Erik
Krauss, Marc
Krehbiel, Joey

L

La Sorsa, Joe
LaForest, Pete
Laker, Tim
Lamb, David
Ledesma, Aaron
Lee, Travis
Levine, Al
Lidle, Cory
Liefer, Jeff
Littell, Zack
Lobaton, Jose
Lombard, George
Loney, James

Longoria, Evan
Lopez, Albie
Lopez, Felipe
Lopez, Jacob
Lopez, José
Loup, Aaron
Lowe, Brandon
Lowe, Josh
Lowe, Nathaniel
Lowery, Terrell
Lueke, Josh
Lugo, Julio
Lugo, Ruddy
Luplow, Jordan

M

Mahtook, Mikie
Maile, Luke
Malaska, Mark
Margot, Manuel
Marinez, Jhan
Marks, Justin
Martin, Al
Martin, Tom
Martinez, Dave
Martinez, Felix
Martinez, Jose
Martinez, Michael
Martinez, Tino
Mastrobuoni, Miles
Matsui, Hideki
Mazza, Chris
McCarty, Dave
McClain, Scott
McClanahan, Shane
McClung, Seth
McCracken, Quinton
McGee, Easton
McGee, Jake
McGriff, Fred
McHugh, Collin
McKay, Brendan
McKay, David
Meacham, Rusty
Mead, Curtis
Meadows, Austin
Meadows, Brian
Mecir, Jim
Mejia, Francisco
Miceli, Dan
Miller, Brad
Miller, Trevor
Milner, Hoby
Mohr, Dustan
Molina, Jose
Moore, Adam
Moore, Matt
Moreno, Diego

Gilmartin, Sean
Gimenez, Chris
Gipson, Charles
Glasnow, Tyler
Glover, Gary
Gomes, Brandon
Gomes, Jonny
Gomez, Carlos
Gomez, Chris
Gonzalez, Alex
Gonzalez, Dicky
Gonzalez, Geremi
Gooden, Dwight
Gorecki, Rick
Graffanino, Tony
Gray, Tristan
Green, Nick
Grieve, Ben
Gross, Gabe
Guerra, Javy
Guillen, Jose
Guillen, Ozzie
Guilmet, Preston
Guthrie, Mark
Guyer, Brandon
Guzman, Freddy
Guzman, Joel
Guzman, Juan

H

Halama, John
Hall, Toby
Hammel, Jason
Hanigan, Ryan
Harper, Travis
Harris, Brendan
Harville, Chad
Hawpe, Brad
Haynes, Nathan
Head, Louis
Hechavarria, Adeiny
Hellickson, Jeremy
Hembree, Heath
Hendrickson, Mark
Heredia, Guillermo
Herget, Kevin
Hernandez, Michel
Hernandez, Roberto H.
Hernandez, Roberto M.
Hess, David
Hill, Ken
Hill, Rich
Hinske, Eric
Hollins, Damon
Honeywell Jr., Brent
Hoover, Paul
Howell, J.P.
Hu, Chih-Wei



Pinto, Ricardo
Plouffe, Trevor
Poche, Colin
Poppen, Sean
Price, David
Prieto, Ariel
Pruitt, Austin
Puello, Cesar

Q

Qualls, Chad
Querecuto, Juniel
Quinn, Roman

R

Raley, Brooks
Raley, Luke
Ramirez, Alexei
Ramírez, Erasmo
Ramírez, Harold
Ramirez, Manny
Ramos, Cesar
Ramos, Wilson
Rasmus, Colby
Rasmussen, Drew
Reed, Cody
Refsnyder, Rob
Rekar, Bryan
Renfroe, Hunter
Reyes, Al
Reyes, Carlos
Rhymes, Will
Richard, Chris
Richards, Trevor
Ridgway, Jeff
Riefenhauser, C.J.
Riggans, Shawn
Ritchie, Todd
Rivera, Rene
Roberts, Ryan
Robertson, Daniel
Robertson, David
Robinson, Kerry

Rocker, John
Rodney, Fernando
Rodriguez, Elvin
Rodriguez, Sean
Roe, Chaz
Rolls, Damian
Romano, Jason
Romero, Enny
Romero, Tommy
Romo, Sergio
Rose, Brian
Ruebel, Matt
Ruggiano, Justin
Rupe, Ryan
Russell, Adam
Ryu, Jae-kuk

S

Sadler, Casey
Salas, Juan
Sanchez, Alex
Sanchez, Rey
Sandberg, Jared
Sanders, Phoenix
Sands, Jerry
Santana, Julio
Saunders, Tony
Schultz, Jaime
Scott, Luke
Seay, Bobby
Seo, Jae
Shaffer, Richie
Sheets, Andy
Sherriff, Ryan
Shields, James
Shoppach, Kelly
Shouse, Brian
Shumpert, Terry
Silvestri, Dave
Simon, Randall
Singleton, Chris
Siri, Jose

Sizemore, Grady
Slegers, Aaron
Smith, Bobby
Smith, Jason
Smith, Kevan
Smith, Mallex
Smyly, Drew
Snell, Blake
Snyder, Brandon
Sogard, Eric
Solis, Ali
Sonnanstine, Andy
Soriano, Rafael
Sorrento, Paul
Sosa, Jorge
Souza Jr., Steven
Span, Denard
Sparks, Jeff
Springer, Dennis
Springer, Russ
Springs, Jeffrey
Standridge, Jason
Stanek, Ryne
Stephenson, Robert
Stocker, Kevin
Stokes, Brian
Strickland, Hunter
Sturdevant, Tyler
Sturtze, Tanyon
Sucre, Jesus
Sulser, Cole
Sutton, Drew
Switzer, Jon

T

Talbot, Mitch
Tapia, Raimel
Tatis, Ramon
Taylor, Billy
Taylor, Reggie
Teaford, Everett
Thayer, Dale

Thompson, Rich
Thompson, Ryan
Timmons, Ozzie
Torres, Alex
Trachsel, Steve
Tammell, Bubba
Truby, Chris
Tsutsugo, Yoshi
Tyner, Jason

U

Upton, B.J.

V

Valentin, Javier
Vaughn, Greg
Velandia, Jorge
Velazquez, Andrew
Venafro, Mike
Venters, Jonny
Vogt, Stephen

W

Wacha, Michael
Wade, Terrell
Waechter, Doug
Walker, Tyler
Wallace, Jeff
Walls, Taylor
Walton, Jerome
Webb, John
Webb, Ryan
Weber, Ryan
Weeks Jr., Rickie
Wendle, Joey
Wheeler, Dan
White, Rick
Whitley, Chase
Wigginton, Ty
Williams, Gerald
Williams, Justin
Wilson, Bobby
Wilson, Josh
Wilson, Paul



ALL-TIME NUMERICAL ROSTER

0

Taylor Walls (2022)
Mallex Smith (2017-2018)

1

Junior Caminero (2023)
Luis Patiño (2022-2023)
Willy Adames (2018-2021)
Tim Beckham (2015-2017)
Sean Rodríguez (2010-2014)
Akinori Iwamura (2007-2009)
Joey Gathright (2005)
Rey Sanchez (2004)
Antonio Perez (2003)
Miguel Cairo (2000)

2

Yandy Díaz (2019-2023)
Denard Span (2018)
Michael Martinez (2017)
Shane Peterson (2017)
Nick Franklin (2014-2016)
Kelly Johnson (2013)
B.J. Upton (2006-2012)
Fernando Cortez (2005)
Alex Sanchez (2005)
Randy Winn (1998-2002)

3

Evan Longoria (2008-2017)
Jorge Velandia (2007)
Jorge Cantu (2005-2007)
Felix Escalona (2003)
Jeff Liefer (2003)
Adam Piatt (2003)
Jason Smith (2003)
Brent Abernathy (2001-2003)
Quinton McCracken (1998-2000)

4

Blake Snell (2016-2020)
Joey Gathright (2006)
Jason Conti (2002)
Gerald Williams (2000-2001)
Aaron Ledesma (1998-1999)

5

Wander Franco (2021-2023)
Matt Duffy (2016-2019)
Brandon Guyer (2014-2016)
Sam Fuld (2011-2013)
Pat Burrell (2009-2010)
Rocco Baldelli (2003-2010)
Felix Escalona (2002)

6

Taylor Walls (2021-2023)

David Peralta (2022)
Erik Kratz (2019)
Justin Williams (2018)
John Flaherty (1998-2002)

7

Vidal Bruján (2021-2023)
Michael Perez (2019-2020)
Logan Morrison (2016-2017)
Daniel Nava (2015)
David DeJesus (2013-2015)
Jeff Keppinger (2012)

8

Brandon Lowe (2019-2023)
Rob Refsnyder (2018)
Danny Espinosa (2017)
Rickie Weeks (2017)
Desmond Jennings (2011-2016)
Jason Bartlett (2008-2010)
Josh Paul (2007)
Alex Gonzalez (2005)
Jason Romano (2004)
Marlon Anderson (2003)
Carl Crawford (2002)
Mike Difelice (1998-2001)

9

Tristan Gray (2023)
Yu Chang (2022)
Eric Sogard (2019)
Jake Bauers (2018)
Juniel Querecuto (2016)
Oswaldo Arcia (2016)
Joey Butler (2015)
Wil Myers (2013-2014)
Elliot Johnson (2011-2012)
Hank Blalock (2010)
Gregg Zaun (2009)
Shawn Riggins (2008-2009)
Josh Wilson (2007)
Tomas Perez (2006)
B.J. Upton (2004)
Robert Fick (2004)
Al Martin (2003)
Chris Gomez (2001-2002)
Viny Castillo (2000-2001)
Bob Smith (1998-2000)

10

Raimel Tapia (2023)
Mike Zunino (2019-2022)
Johnny Field (2018)
Corey Dickerson (2016-2017)
Jake Elmore (2015)
Logan Forsythe (2014)
Will Rhymes (2012)

Kelly Shoppach (2010-2011)
Justin Ruggiano (2007-2008)
Dustan Mohr (2007)
Luis Ordez (2006)
Chris Singleton (2005)
Damian Rolls (2004)
Rey Ordóñez (2003)
Jared Sandberg (2001-2002)
Russ Johnson (2000)
Rich Butler (1998-1999)

11

Shane Baz (2021-2022)
Hunter Renfroe (2020)
Andrew Velazquez (2018-2019)
Adeiny Hechavarria (2017-2018)
Logan Forsythe (2015-2016)
Yunel Escobar (2013-2014)
Brandon Guyer (2012)
Casey Kotchman (2011)
Brad Hawpe (2010)
Joe Dillon (2009)
Jae Kuk Ryu (2007-2008)
Hideo Nomo (2005)
Geoff Blum (2004)
Jason Tyner (2003)

12

Wade Boggs (1998-1999, RET)

13

Manuel Margot (2020-2023)
Brad Miller (2016-2018)
Asdrúbal Cabrera (2015)
Heath Bell (2014)
Jason Bourgeois (2013)
Ben Francisco (2012)
Carl Crawford (2003-2010)
Ozzie Guillen (2000)
Miguel Cairo (1998-2000)

14

Christian Bethancourt (2022-2023)
Rich Hill (2021)
Brett Phillips (2020)
Trevor Plouffe (2017)
Jaff Decker (2016)
David Price (2008-2014)
Greg Norton (2006-2007)
Brent Abernathy (2003)
Jason Tyner (2000-2002)
Dave Martinez (1998-2000)

15

Josh Lowe (2022-2023)
Chris Mazza (2021)
Aaron Loup (2020)



Emilio Pagán (2019)
Shelley Duncan (2013)
Delmon Young (2013)
Reid Brignac (2009-2012)
Cliff Floyd (2008)
Casey Fossum (2005-2007)
Paul Hoover (2001-2002)
Kenny Kelly (2000)
David Lamb (1999)
Kerry Robinson (1998)

16

Chris Gimenez (2012-2013)
Justin Ruggiano (2011)
Willy Aybar (2008-2010)
Brendan Harris (2007)
Travis Lee (2003-2006)
Felix Martinez (2000-2001)
Dwight Gooden (2000)
Tim Laker (1998)

17

Isaac Paredes (2022-2023)
Austin Meadows (2018-2021)
Jumbo Diaz (2017)
Taylor Featherston (2017)
Raul Casanova (2007)
Kevin Cash (2005)
Charles Gipson (2004)
Joe Kennedy (2002-2003)
Rolando Arrojo (1999)
Dave Silvestri (1998)

18

Shane McClanahan (2022-2023)
Joey Wendle (2018-2021)
Peter Bourjos (2017)
Ben Zobrist (2006-2014)
Nick Green (2005-2006)
Ben Grieve (2001-2003)
Julio Franco (1999)

19

Josh Fleming (2021-2023)
Nick Ciuffo (2018-2019)
Curt Casali (2015-2017)
Jerry Sands (2014)
Ryan Roberts (2012-2013)
Brandon Allen (2012)
Gabe Kapler (2010)
Scott Kazmir (2006-2009)
Aubrey Huff (2001-2006)
Kevin Stocker (1998-2000)

20

Tyler Glasnow (2018-2023)
Steven Souza Jr. (2015-2017)
Matt Joyce (2009-2014)
Mike Difelice (2008)

Midre Cummings (2004)
Javier Valentin (2003)
Dave McCarty (2002)
Bob Smith (2000-2002)
Vinny Castilla (2000)
Miguel Cairo (1998)
Scott McClain (1998)

21

Francisco Mejia (2022-2023)
Cody Reed (2020-2021)
Jesús Aguilar (2019)
Christian Arroyo (2018)
Lucas Duda (2017)
Taylor Featherston (2017)
Bobby Wilson (2016)
James Loney (2013-2015)
Jose Lobaton (2012)
Andy Sonnanstine (2008-2011)
Ty Wigginton (2006-2007)
Josh Phelps (2005)
Aubrey Huff (2000)
Bubba Trammell (1998-2000)

22

Jose Siri (2022-2023)
Chris Mazza (2022)
Chris Archer (2012-2021)
Christian Arroyo (2019)
Johnny Damon (2011)
Matt Garza (2008-2010)
Shawn Camp (2007)
José Cruz (2004)
Terry Shumpert (2003)

23

Nelson Cruz (2021)
Jake Odorizzi (2013-2017)
Carlos Pena (2007-2012)
Julio Lugo (2003-2006)
Greg Vaughn (2000-2002)
John Flaherty (1998)

24

Zach Eflin (2023)
Avisaíl García (2019)
Nathan Eovaldi (2018)
Alexei Ramírez (2016)
Hank Conger (2016)
Grady Sizemore (2015)
Ryan Hanigan (2014)
Rich Thompson (2012)
Manny Ramirez (2011)
Dan Johnson (2008-2011)
Justin Ruggiano (2008)
Kurt Birkins (2008)
Kevin Witt (2006)
Sean Burroughs (2006)
Eric Munson (2005)

Charles Johnson (2005)
Tino Martinez (2004)
George Lombard (2003)
Ryan Rupe (1999-2002)
Mike Kelly (1998)

25

Curtis Mead (2023)
Javy Guerra (2022)
Roman Quinn (2022)
Jordan Luplow (2021)
Yoshi Tsutsugo (2020-2021)
Matt Diaz (2003-2004)
Damion Easley (2003)
Russ Johnson (2001-2002)

26

Robert Stephenson (2023)
Ji-Man Choi (2018-2022)
Brad Boxberger (2014-2017)
Stephen Vogt (2012)
Gabe Gross (2008-2009)
Dan Johnson (2008)
Delmon Young (2006-2007)
Scott Kazmir (2005)
Brook Fordyce (2004)
Jared Sandberg (2003)
Andy Sheets (2001-2002)
Tony Graffanino (1999-2000)
Tim Laker (1998)

27

Carlos Gómez (2018)
Mikie Mahtook (2015-2016)
Cesár Ramos (2011-2014)
Desmond Jennings (2010)
Gabe Kapler (2009)
Scott Dohmann (2007-2008)
Damon Hollins (2005-2006)
Geoff Blum (2004)
Bobby Seay (2001-2003)
Cory Lidle (1999-2000)
Jerome Walton (1998)
Rick White (1998)

28

Corey Kluber (2022)
Francisco Mejia (2021)
Daniel Robertson (2018-2019)
Colby Rasmus (2017)
Steve Pearce (2016)
John Jaso (2008-2015)
José Molina (2012-2014)
Alberto Reyes (2007-2008)
Danys Báez (2004-2005)
Jim Parque (2003)
Steve Cox (2000-2002)
Eddie Gaillard (1998-1999)



29

Pete Fairbanks (2020-2023)
Tommy Pham (2018-2019)
Brandon Snyder (2018)
Daniel Robertson (2017)
Ryan Brett (2015)
Tim Beckham (2013)
Dan Johnson (2011)
Rafael Soriano (2010)
Joel Guzman (2007)
Russell Branyan (2006)
Reggie Taylor (2005)
Fred McGriff (1998-2004)
Jason Smith (2002)

30

Jake Diekman (2023)
Brooks Raley (2022)
David Robertson (2021)
César Puello (2017)
Erasmus Ramírez (2015-2017)
Vince Belnome (2014)
Luke Scott (2012-2013)
Brandon Guyer (2011)
Dioner Navarro (2006-2010)
Mark Hendrickson (2004-2006)
Brandon Backe (2003)
Jose Guillen (1999-2001)
Scott Aldred (1999)
Rolando Arrojo (1998)

31

Collin McHugh (2021)
Brian O'Grady (2020)
Kean Wong (2019)
Adam Moore (2018)
Xavier Cedeño (2015-2017)
Allan Dykstra (2015)
Burke Badenhop (2012)
Jose Lobatón (2011)
Lance Cormier (2009-2010)
Jonny Gomes (2005-2008)
Todd Ritchie (2004)
Tony Saunders (1998-1999)

32

Chris Richard (2009)
Eric Hinske (2008)
Shawn Riggans (2006-2007)
Damian Moss (2004)
Adam Piatt (2003)
Nick Bierbrodt (2001-2003)
Albie Lopez (1998-2001)

33

Steve Cishek (2017)
Derek Norris (2017)
Drew Smyly (2014-2016)
James Shields (2007-2012)
Dan Miceli (2006)

Eduardo Perez (2004-2005)
Damian Rolls (2001-2003)
Jose Canseco (1999-2000)

34

Aaron Civale (2023)
J.P. Feyereisen (2021-2022)
Trevor Richards (2019-2021)
Jake Faria (2017-2019)
C.J. Riefenhauser (2014-2015)
Jeff Niemann (2008-2012)
Paul Abbott (2004)
Dan Wheeler (1999-2001)

35

Brett Phillips (2021-2022)
Nathaniel Lowe (2019-2020)
Brandon Lowe (2018)
Matt Andriese (2015-2018)
Cole Figueroa (2014)
Jamey Wright (2013)
Hideaki Matsui (2012)
Dan Wheeler (2007-2010)
Elijah Dukes (2007)
Delmon Young (2006-2007)
Randall Simon (2004)
B.J. Upton (2004)
Chris Truby (2003)
Bryan Rekar (2000-2001)
Herbert Perry (1999-2000)
Dennis Springer (1998)

36

Andrew Kittredge (2017-2023)
Richie Shaffer (2015-2016)
Marc Krauss (2015)
Brooks Conrad (2012)
Adam Russell (2011)
Randy Choate (2009-2010)
Russ Springer (2009)
Edwin Jackson (2006-2008)
Tim Laker (2005)
Jorge Sosa (2004)
Luis de los Santos (2002)
Tony Fiore (2000-2001)
Mark Guthrie (2000)
Matt Ruebel (1998)
Terrell Wade (1998)

37

Osleivis Basabe (2023)
Matt Wisler (2021-2022)
Kevin Padlo (2021)
Travis d'Arnaud (2019)
Alex Colomé (2013-2018)
Juan Cruz (2011)
Randy Choate (2009)
Russ Springer (2009)
Nathan Haynes (2008)
Seth McClung (2003-2006)

Brandon Backe (2002-2003)
Rusty Meacham (2001)
Billy Taylor (2000)
Norm Charlton (1999)
Scott Aldred (1998-1999)

38

Colin Poche (2019-2023)
Vidal Nuno III (2018)
Taylor Motter (2016)
Jeff Beliveau (2013-2015)
Robinson Chirinos (2011)
Fernando Perez (2008-2009)
Brendan Harris (2007)
Andy Sonnanstine (2007)
Travis Harper (2006)
Lance Carter (2002-2005)
Doug Creek (2000-2002)

39

Kevin Kiermaier (2014-2022)
J.P. Howell (2006-2012)
Jason Childers (2006)
Pete LaForest (2003-2005)
Steve Parris (2003)
Lee Gardner (2002)
Roberto Hernandez (1998-2000)

40

José Martínez (2020)
Anthony Bemboom (2019)
Wilson Ramos (2017-2018)
Kevin Jepsen (2015-2016)
J.P. Arencibia (2015)
Erik Bedard (2014)
Roberto Hernandez (2013)
Wade Davis (2010-2012)
Troy Percival (2008-2009)
Jae Weong Seo (2006-2007)
Doug Waechter (2003-2005)
Al Levine (2003)
Wilson Alvarez (1998-2002)

41

Kevin Kiermaier (2013)
Michel Hernandez (2008-2009)
Andy Cannizaro (2008)
Brian Stokes (2006-2007)
Rob Bell (2003-2005)
Paul Wilson (2000-2002)
Danny Clyburn (1999)
Jason Johnson (1998)

43

Harold Ramirez (2022-2023)
Mike Brosseau (2019-2021)
Michael Perez (2018)
Dan Jennings (2017)
Danny Farquhar (2016-2017)
Ernesto Frieri (2015)



Ali Solis (2014)
Freddy Guzman (2013)
Kyle Farnsworth (2011-2013)
Elliot Johnson (2008)
Chad Harville (2006)
Joey Gathright (2004)
Dicky Gonzalez (2004)
Jon Switzer (2003)
Mike Venafo (2003)
Estepan Yan (1998-2002)

44

Trevor Kelley (2023)
Robert Dugger (2022)
Kevin Herget (2022)
Kevan Smith (2020-2021)
Pete Fairbanks (2019)
Hunter Wood (2019)
C.J. Cron (2018)
René Rivera (2015)
Drew Sutton (2012)
Jason Isringhausen (2009)
Reid Brignac (2008)
Doug Waechter (2006)
Toby Hall (2001-2006)
Ken Hill (2001)
Ozzie Timmons (2000)
Paul Sorrento (1998-1999)

45

Taj Bradley (2023)
Brent Honeywell Jr. (2021)
Austin Pruitt (2019)
Jesús Sucre (2017-2018)
Enny Romero (2013-2016)
Russ Canzler (2011)
Felipe Lopez (2011)
Jay Witasick (2007)
Ruddy Lugo (2006-2007)
Dewon Brazelton (2002-2005)
Trevor Enders (2000)
Jim Mecir (1998-2000)

46

Luke Bard (2022)
Jimmy Yacabonis (2022)
Shawn Armstrong (2021)
José Alvarado (2017-2020)
Luke Maile (2015-2016)
Bobby Wilson (2015)
Juan Carlos Oviedo (2014)
Joe Nelson (2009)
Jeff Ridgway (2007)
Brian Meadows (2006)
Bobby Seay (2004)
Mark Malaska (2003)
Jesus Colome (2001-2002)
Steve Trachsel (2000)
Alan Newman (1999)
Dan Carlson (1998)

47

Jason Adam (2022-2023)
Oliver Drake (2019-2020)
Ryan Weber (2018)
Chase Whitley (2016-2017)
Brandon Gomes (2011-2015)
Jeff Bennett (2009)
Gary Glover (2007-2008)
Scott Dunn (2006)
Franklin Nunez (2004-2005)
Victor Zambrano (2003-2004)
Mike Duvall (1998-2000)

48

Chris Devenski (2023)
Chase Anderson (2023)
Ryan Yarbrough (2018-2022)
Joe Borowski (2005)
Jon Switzer (2005)
John Rocker (2003)
Delvin James (2002)
Ariel Prieto (2001)
Dave Eiland (1998-2000)

49

Kevin Kelly (2023)
Brendan McKay (2019)
Jonny Venters (2018)
Tommy Hunter (2017)
Dylan Floro (2016)
Kirby Yates (2014-2015)
Wesley Wright (2013)
Dane De La Rosa (2011-2012)
Winston Abreu (2009)
Jason Hammel (2006-2008)
Jesus Colome (2003-2006)
Tanyon Sturtze (2000-2002)

50

René Pinto (2022-2023)
Chaz Roe (2021)
Charlie Morton (2019-2020)
Austin Pruitt (2017-2018)
Jhan Mariñez (2016)
Tyler Sturdevant (2016)
Everett Teaford (2015)
Grant Balfour (2007-2015)
James Shields (2006)
Chad Gaudin (2003-2004)
Mike Judd (2001)
Joe Kennedy (2001)
Terrell Lowery (1999)

51

Dana Eveland (2016)
Nate Karns (2014-2015)
Jay Buente (2011)
Mitch Talbot (2008)
Tyler Walker (2006)
Trevor Miller (2004-2005)

Geremi Gonzalez (2003)
Steve Kent (2002)
Mickey Callaway (2001)
Jeff Wallace (2001)
Rick White (1998-2000)

52

Zach Littel (2023)
Tommy Romero (2022)
Michael Wacha (2021)
Chaz Roe (2017-2020)
Ryan Garton (2016-2017)
José Domínguez (2015)
Josh Lueke (2012-2014)
Brian Shouse (2009)
Juan Salas (2008)
Jon Switzer (2006-2007)
Lee Gardner (2005)
John Halama (2004)
Tom Martin (2002)
Brian Rose (2001)
Ramon Tatis (1998)

53

Heath Hembree (2023)
Josh Lowe (2021)
Anthony Banda (2018-2020)
Alex Cobb (2011-2017)
Joaquín Benoit (2010)
Chad Bradford (2008-2009)
Juan Salas (2006-2007)
John Webb (2004-2005)
Jason Standridge (2001-2004)
Bobby Witt (1999)
Matt Ruebel (1998)

54

Braden Bristo (2023)
Guillermo Heredia (2019)
Sergio Romo (2017-2018)
Hunter Wood (2017)
Steve Geltz (2014-2016)
Alex Torres (2013)
Mike Ekstrom (2010-2011)
Chad Orvella (2005-2007)
Geremi Gonzalez (2004)
Jason Jimenez (2002)

55

Luke Raley (2022-2023)
Adam Conley (2021)
DJ Johnson (2021)
Ryne Stanek (2018-2019)
Adam Kolarek (2017)
Matt Moore (2011-2016)
Rob Delaney (2011)
Cesár Ramos (2011)
Chad Qualls (2010)
Toby Hall (2000-2001)
Rick Gorecki (1998)



56

Randy Arozarena (2020-2023)
 Adam Kolarek (2018-2019)
 Dana Eveland (2016)
 Ronald Belisario (2015)
 Fernando Rodney (2012-2013)
 Alex Torres (2011)
 Tim Corcoran (2005-2007)
 Bryan Rekar (1998-2000)

57

Drew Rasmussen (2021-2023)
 Aaron Slegers (2019-2020)
 Jaime Schultz (2018)
 Jake McGee (2010-2015)
 Trever Miller (2008)
 Bartolome Fortunato (2004)
 Scott Kazmir (2004)
 Carlos Reyes (2003)
 Juan Guzman (2000)
 Brad Pennington (1998)

58

Calvin Faucher (2022-2023)
 Louis Head (2021)
 Edgar García (2020)
 Ian Gibaut (2019)
 Chih-Wei Hu (2017-2018)
 Justin Marks (2016)
 Ryan Webb (2016)
 Preston Guilmet (2015)
 Jeremy Hellickson (2010-2014)
 Wade Davis (2009)
 Travis Harper (2000-2005)

59

Jeffrey Springs (2021-2023)
 Justin Marks (2017)
 Ryne Stanek (2017)
 Eddie Gamboa (2016)
 Andrew Bellatti (2015)
 Everett Teaford (2015)
 Curt Casali (2014)
 Jose Lobatón (2013)
 Dale Thayer (2009-2010)
 Shawn Camp (2006-2007)
 José Bautista (2004)
 Jorge Cantu (2004)
 Jorge Sosa (2002-2003)

60

Garrett Cleavinger (2022-2023)
 David Hess (2021)
 Evan Phillips (2021)

Sean Poppen (2021)
 Hunter Strickland (2021)
 Hoby Milner (2018-2019)
 Jorge Velandia (2007)
 Jonny Gomes (2003-2004)
 Victor Zambrano (2001-2002)
 Julio Santana (1998-1999)

61

Erasmus Ramirez (2023)
 Ralph Garza (2022)
 Luis Patiño (2021)
 Josh Fleming (2020)
 Hunter Wood (2018)
 Dustan Mohr (2007)
 Travis Phelps (2001-2002)
 Mickey Callaway (1999)

62

Jonathan Aranda (2022-2023)
 Shane McClanahan (2020-2021)
 Wilmer Font (2018-2019)
 Joel Peralta (2011-2014)
 Luis Ordaz (2006)
 Jeff Sparks (1999-2000)

63

Diego Castillo (2018-2021)
 Chris Gimenez (2012)
 Jim Morris (1999-2000)

64

Shawn Armstrong (2022-2023)
 Joey Krehbiel (2021)
 Joseph Odom (2021)
 Diego Moreno (2017)

65

Javy Guerra (2022)
 Casey Sadler (2019)

67

Hector Perez (2023)
 Ricardo Pinto (2019)

68

Jalen Beeks (2018-2023)

70

Zack Burdi (2023)
 Nick Anderson (2019-2021)

71

Cooper Criswell (2022-2023)
 Ryan Sherriff (2020-2021)
 Cole Sulser (2019)
 Damian Rolls (2000)
 Steve Cox (1999)

72

Yonny Chirinos (2018-2023)

73

Joe La Sorsa (2023)
 Easton McGee (2022)
 Johnny Davis (2019)

74

Jacob Lopez (2023)
 David McKay (2022)
 J.P. Howell (2011)

75

José Lopez (2023)
 Cristofer Ogando (2022)
 Dietrich Enns (2021)

76

Dusten Knight (2022)

78

Miles Mastrobuoni (2022)

80

Phoenix Sanders (2022)

81

Ryan Thompson (2020-2023)

84

JT Chargois (2021-2022)
 John Curtiss (2020)

85

Sean Gilmartin (2020)

86

Chris Ellis (2021)

87

José De León (2017-2019)

88

Elvin Rodriguez (2023)
 Josh Paul (2006)

97

Joe Beimel (2005)

99

Javy Guerra (2023)



ALL-TIME COACHES

COACHES	POS.	YEARS
Anderson, Brian	Assistant Pitching	2008-09
Baldelli, Rocco	1B Field Coord.	2015-17 2018
Bogar, Tim	Quality Assurance	2008
Boggs, Wade	Hitting	2001
Boroski, Stan	Assistant Pitching Bullpen	2010-11 2012-22
Bosio, Chris	Pitching	2003
Brown, Jackie	Pitching	2002
Butcher, Mike	Pitching	2006
Cardenal, José	1B	2000-01
Cash, Kevin	Manager	2015-23
Collins, Terry	Bullpen 3B	2001 2001
Daulton, Darren	Bullpen	2001
DeMent, Dan	Assistant Hitting	2022-23
Elia, Lee	Hitting	2003-05
Erichman, Jonathan	Process & Analytics	2019-23
Evers, Bill	Bench	2006
Ezell, Glenn	Bullpen	2001-02
Fischer, Bill	Pitching	2000-01
Foley, Tom	3B Bench	2002-14 2015-17
Francisco, Tomas	Field Coord.	2023
Gomez, Orlando	Bullpen	1998-2000
Greene, Todd	Quality Assurance	2009
Hatcher, Billy	1B 3B Bench	1998-99, 2003-05 2000 2001-02
Henderson, Steve	Hitting	1998, 2006-09
Hernandez, Chuck	Pitching	2004-05
Hendrick, George	1B	2006-14
Hickey, Jim	Pitching	2007-17

COACHES	POS.	YEARS
Hoover, Paul	Field Coord.	2019-22
Howard, Frank	Bench	1998-99
Knapp, Rick	Assistant Pitching	2022-23
Linares, Rodney	3B Bench	2019-22 2023
Maddon, Joe	Manager	2006-14
Martinez, Dave	1B Bench	2007 2008-14
May, Lee	1B	2001-02
May, Milt	Hitting	2002
McLaren, John	Bench	2003
McRae, Hal	Bench Manager	2001 2001-02
Moancada, Jorge	Bullpen	2023
Montoyo, Charlie	3B Bench	2015-17 2018
Mottola, Chad	Hitting	2016-23
Nelson, Jamie	Coach	2013-17
North, Brady	Assistant Hitting	2022-23
Piniella, Lou	Manager	2003-05
Prieto, Chris	1B	2022-23
Quatraro, Matt	3B Bench	2018 2019-22
Ramos, Bobby	Bullpen	1998, 2006-11
Riddoch, Greg	3B	1998-99
Roberts, Leon	Hitting	1999-2000
Rothschild, Larry	Manager	1998-2001
Russell, Bill	Bench	2000
Shelton, Derek	Hitting	2010-16
Sinatro, Matt	Bullpen	2003-05
Snyder, Kyle	Pitching	2018-23
Timmons, Ozzie	1B	2018-21
Williams, Brady	3B	2023
Williams, Rick	Pitching	1998-2000
Zimmer, Don	Sr. Advisor	2004-14

DID YOU KNOW?

FORMER RAYS TO MANAGE MAJOR LEAGUE TEAMS

Seven former Rays players have gone on to manage major league teams, including four current skippers.

Name	Years as Rays Player	Managerial Career
Ozzie Guillén	2000	White Sox (2004-11), Marlins (2012)
Kevin Cash	2005	Rays (2015-Current)
Mickey Callaway	1999, 2001	Mets (2018-19)
Gabe Kapler	2009-10	Phillies (2018-19), Giants (2020-2023)
Dave Martinez	1998-2000	Nationals (2018-Current)
Rocco Baldelli	2003-08, 2010	Twins (2019-Current)
Stephen Vogt	2012	Guardians (2024-Current)



ALL-TIME TRADES

1997 (4)

- 11/11 Acquired OF Mike Kelly from the **Reds** for a player to be named (OF Dmitri Young).
- 11/18 Acquired C John Flaherty from the **Padres** for SS Andy Sheets (12th pick in expansion draft) and RHP Brian Boehringer (15th pick in expansion draft).
- 11/18 Acquired 1B Fred McGriff from the **Braves** for cash.
- 11/18 Acquired SS Kevin Stocker from the **Phillies** for OF Bobby Abreu (3rd pick in expansion draft).

1999 (6)

- 3/29 Acquired OF Danny Clyburn and a player to be named (SS Angel Volquez) from the **Orioles** for RHP Jason Johnson.
- 7/21 Traded RHP Julio Santana to the **Red Sox** for cash and a player to be named (LHP Will Silverthorn).
- 7/23 Acquired OF José Guillén and RHP Jeff Sparks from the **Pirates** for C Joe Oliver and C Humberto Cota.
- 7/24 Acquired RHP Marty Barnett from the **Phillies** for LHP Scott Aldred.
- 12/13 Acquired 3B Vinny Castilla from the **Rockies** for RHP Rolando Arrojo and INF Aaron Ledesma.
- 12/13 Acquired INF Damian Rolls from the **Royals** for cash.

2000 (7)

- 4/13 Acquired RHP Dwight Gooden from the **Astros** for cash.
- 5/12 Acquired LHP Mark Guthrie and cash from the **Cubs** for OF Dave Martinez.
- 5/27 Acquired INF Russ Johnson from the **Astros** for RHP Marc Valdes.
- 5/31 Acquired RHP Tanyon Sturtze from the **White Sox** for INF Tony Graffanino.
- 7/28 Acquired RHP Paul Wilson and OF Jason Tyner from the **Mets** for RHP Rick White and OF Bubba Trammell.
- 7/28 Acquired RHP Jesús Colomé and cash from the **Athletics** for RHP Jim Mecer and LHP Todd Belitz.
- 7/31 Acquired INF Brent Abernathy from the **Blue Jays** for RHP Steve Trachsel and LHP Mark Guthrie.

2001 (7)

- 1/8 Acquired OF Ben Grieve from the **Athletics**; traded RHP Cory Lidle to the Athletics and RHP Roberto Hernández to the **Royals**.
- 3/28 Acquired RHP Mike Judd from the **Dodgers** for cash.
- 4/4 Traded OF Kenny Kelly to the **Mariners** for cash.
- 7/25 Acquired LHP Nick Bierbrodt, OF Jason Conti and cash from the **Diamondbacks** for RHP Albie Lopez and C Mike DiFelice.
- 7/27 Acquired RHP Manny Aybar and a player to be named (SS Jason Smith) from the **Cubs** for 1B Fred McGriff.
- 12/13 Acquired LHP Steve Kent from the **Angels** for cash.
- 12/17 Acquired INF Wilmy Caceres from the **Angels** for RHP Mickey Callaway.

2002 (3)

- 7/21 Traded LHP Doug Creek to the **Mariners** for cash.
- 10/28 Received the rights to negotiate with Lou Piniella and acquired SS Antonio Pérez from the **Mariners** for OF Randy Winn.
- 12/15 Acquired SS Rey Ordoñez and cash from the **Mets** for two players to be named (1B Josh Pressley and INF Russ Johnson).

2003 (5)

- 3/24 Acquired C Javier Valentín from the **Brewers** for OF Jason Conti.
- 7/31 Traded RHP Al Levine to the **Royals** for cash.
- 11/21 Acquired 1B Tino Martinez from the **Cardinals** for RHP Evan Rust and 1B John-Paul Davis.
- 12/14 Acquired INF Geoff Blum from the **Astros** for RHP Brandon Backe.
- 12/14 Acquired LHP Mark Hendrickson from the **Blue Jays**; traded RHP Joe Kennedy to the **Rockies**.

2004 (5)

- 4/3 Acquired INF/OF Jason Romano from the **Dodgers** for INF Antonio Pérez.
- 6/28 Traded INF/OF José Bautista to the **Royals** for cash.
- 7/30 Acquired LHP Scott Kazmir and RHP José Díaz from the **Mets** for RHP Victor Zambrano and RHP Bartolomé Fortunato.
- 12/12 Acquired C Kevin Cash from the **Blue Jays** for RHP Chad Gaudin.
- 12/13 Acquired RHP Angel Garcia from the **Twins** for cash.



2005 (5)

- 2/6 Acquired LHP Casey Fossum from the **Diamondbacks** for OF José Cruz Jr. and cash.
- 3/31 Acquired INF Nick Green from the **Braves** for RHP Jorge Sosa.
- 12/7 Acquired 3B Sean Burroughs from the **Padres** for RHP Dewon Brazelton.
- 12/7 Traded RHP Steve Andrade (selected in the Rule 5 Draft from the Blue Jays) to the **Padres** for cash.
- 12/19 Acquired C Josh Paul from the **Angels** for INF Travis Schlichting.

2006 (9)

- 1/14 Acquired RHP Edwin Jackson and LHP Chuck Tiffany from the **Dodgers** for RHP Danys Báez and RHP Lance Carter.
- 4/6 Acquired RHP Marcos Carvajal from the **Mariners** for RHP Jose de la Cruz.
- 4/28 Acquired RHP Tyler Walker from the **Giants** for RHP Carlos Hines.
- 6/20 Acquired LHP J.P. Howell from the **Royals** for OF Joey Gathright and INF Fernando Cortez.
- 6/27 Acquired RHP Jae Seo, C Dioner Navarro and a player to be named (OF Justin Ruggiano) from the **Dodgers** for LHP Mark Hendrickson, C Toby Hall and cash.
- 7/12 Acquired RHP Mitch Talbot and SS Ben Zobrist from the **Astros** for INF Aubrey Huff and cash.
- 7/31 Acquired INF Joel Guzmán and OF Sergio Pedroza from the **Dodgers** for SS Julio Lugo.
- 8/24 Acquired RHP Evan Meek and a player to be named (RHP Dale Thayer) from the **Padres** for OF Russell Branyan.
- 12/7 Traded OF Ryan Goleski (selected in the Rule 5 Draft from Cleveland) to the **Athletics** for cash.

2007 (10)

- 1/2 Acquired INF Brendan Harris from the **Reds** for cash.
- 2/13 Acquired RHP Jae Kuk Ryu from the **Cubs** for OF Andrew Lopez and RHP Greg Reinhard.
- 7/27 Acquired RHP Grant Balfour from the **Brewers** for RHP Seth McClung.
- 7/28 Acquired RHP Dan Wheeler from the **Astros** for INF Ty Wigginton.
- 7/28 Acquired RHP Calvin Medlock and LHP Brian Shackelford from the **Reds** for INF Jorge Cantú, OF Shaun Cumberland and cash.
- 11/20 Traded OF Chris Snelling to the **Phillies** for cash.
- 11/28 Acquired RHP Matt Garza, SS Jason Bartlett and RHP Eduardo Morlan from the **Twins** for OF Delmon Young, INF Brendan Harris and OF Jason Pridie.
- 11/28 Traded RHP Brian Stokes to the **Mets** for cash.
- 12/3 Acquired LHP Glenn Gibson from the **Nationals** for OF Elijah Dukes.
- 12/6 Traded RHP Tim Lahey (selected in the Rule 5 Draft from the Twins) to the **Cubs** for cash.

2008 (4)

- 1/17 Acquired INF Willy Aybar and INF Chase Fontaine from the **Braves** for LHP Jeff Ridgway.
- 4/22 Acquired OF Gabe Gross from the **Brewers** for RHP Josh Butler.
- 8/7 Acquired RHP Chad Bradford from the **Orioles** for cash.
- 12/10 Acquired OF Matt Joyce from the **Tigers** for RHP Edwin Jackson.

2009 (8)

- 2/9 Acquired INF Isaias Velasquez from **Cleveland** for RHP Juan Salas.
- 4/5 Acquired RHP Aneury Rodriguez from the **Rockies** for RHP Jason Hammel.
- 7/2 Acquired RHP John Meloan from **Cleveland** for RHP Winston Abreu.
- 8/7 Acquired C Gregg Zaun from the **Orioles** for a player to be named (INF Rhyne Hughes).
- 8/28 Acquired INF Sean Rodríguez, LHP Álex Torres and 3B Matt Sweeney from the **Angels** for LHP Scott Kazmir.
- 11/3 Acquired RHP Jesse Chavez from the **Pirates** for 2B Akinori Iwamura.
- 12/2 Acquired C Kelly Shoppach from **Cleveland** for a player to be named (RHP Mitch Talbot).
- 12/11 Acquired RHP Rafael Soriano from the **Braves** for RHP Jesse Chavez.

2010 (2)

- 7/31 Acquired RHP Chad Qualls from the **Diamondbacks** for a player to be named (RHP Matt Gorgen).
- 12/17 Acquired INF Cole Figueroa, RHP Brandon Gomes, LHP Cesar Ramos and RHP Adam Russell from the **Padres** for SS Jason Bartlett and cash.

2011 (3)

- 1/8 Acquired RHP Chris Archer, C Robinson Chirinos, OF Sam Fuld, OF Brandon Guyer and SS Hak-Ju Lee from the **Cubs** for RHP Matt Garza, OF Fernando Perez and LHP Zachary Rosscup.
- 11/27 Acquired RHP Josh Lueke and cash from the **Mariners** for C John Jaso.
- 12/12 Acquired RHP Burke Badenhop from the **Marlins** for C Jake Jefferies.



2012 (8)

- 1/30 Traded INF Russ Canzler to **Cleveland** for cash.
- 5/16 Acquired OF Rich Thompson from the **Phillies** for OF Kyle Hudson.
- 5/21 Acquired INF Drew Sutton from the **Pirates** for cash.
- 7/24 Acquired INF Ryan Roberts from the **Diamondbacks** for INF Tyler Bortnick.
- 8/31 Acquired OF Ben Francisco from the **Astros** for a player to be named (LHP Theron Geith).
- 12/1 Acquired OF Raul Mondesi Jr. from the **Brewers** for RHP Burke Badenhop.
- 12/4 Acquired SS Yunel Escobar from the **Marlins** for INF Derek Dietrich.
- 12/9 Acquired OF Wil Myers, RHP Jake Odorizzi, LHP Mike Montgomery and 3B Patrick Leonard from the **Royals** for RHP James Shields, RHP Wade Davis and a player to be named (INF Elliot Johnson).

2013 (8)

- 2/14 Traded SS Reid Brignac to the **Rockies** for cash.
- 3/27 Acquired RHP Steve Geltz from the **Angels** for RHP Dane De La Rosa.
- 4/5 Traded C Stephen Vogt to the **Athletics** for cash.
- 4/8 Traded C Robinson Chirinos to the **Rangers** for cash.
- 4/16 Acquired LHP Jeff Beliveau from the **Rangers** for cash.
- 7/29 Acquired RHP Jesse Crain from the **White Sox** for two players to be named (LHP Sean Bierman, INF Ben Kline) and cash.
- 8/23 Acquired OF David DeJesus from the **Nationals** for a player to be named (LHP Matthew Spann).
- 12/3 Acquired C Ryan Hanigan from the **Reds** and RHP Heath Bell and cash from the **Diamondbacks**; traded RHP Justin Choate and a player to be named (OF Todd Glaesmann) to the Diamondbacks.

2014 (9)

- 1/22 Acquired RHP Matt Andriese, RHP Brad Boxberger, INF Logan Forsythe, RHP Matt Lollis and INF Maxx Tissenbaum from the **Padres** for RHP Jesse Hahn and LHP Álex Torres.
- 2/13 Acquired RHP Nate Karns from the **Nationals** for C José Lobaton, LHP Felipe Rivero and OF Drew Vettleson.
- 7/31 Acquired LHP Drew Smyly and SS Willy Adames from the **Tigers** and INF Nick Franklin from the **Mariners**; traded LHP David Price to the Tigers.
- 11/5 Acquired RHP Mark Sappington from the **Angels** for LHP Cesar Ramos.
- 11/14 Acquired INF Andrew Velazquez and OF Justin Williams from the **Diamondbacks** for RHP Jeremy Hellickson.
- 11/20 Acquired RHP José Domínguez and RHP Greg Harris from the **Dodgers** for RHP Joel Peralta and LHP Adam Liberatore.
- 12/9 Acquired a player to be named (RHP Buddy Borden) from the **Pirates** for INF/OF Sean Rodriguez.
- 12/16 Acquired RHP Kevin Jepsen from the **Angels** for OF Matt Joyce.
- 12/19 Acquired C René Rivera, RHP Burch Smith and 1B/OF Jake Bauers from the **Padres** and OF Steven Souza Jr. and LHP Travis Ott from the **Nationals**; traded OF Wil Myers, C Ryan Hanigan, LHP Jose Castillo and RHP Gerardo Reyes to the Padres.

2015 (8)

- 1/10 Acquired C/DH John Jaso, INF Daniel Robertson, OF Boog Powell and cash from the **Athletics** for INF/OF Ben Zobrist and INF Yunel Escobar.
- 3/31 Acquired RHP Erasmo Ramírez from the **Mariners** for LHP Mike Montgomery.
- 4/27 Acquired LHP Xavier Cedeño from the **Dodgers** for cash.
- 6/25 Acquired 1B Marc Krauss from the **Angels** for RHP Kyle Winkler.
- 7/28 Acquired RHP Eduar Lopez from the **Angels** for OF David DeJesus.
- 7/31 Acquired RHP Chih-Wei Hu and RHP Alexis Tapia from the **Twins** for RHP Kevin Jepsen.
- 11/5 Acquired RHP Danny Farquhar, INF Brad Miller and 1B/OF Logan Morrison from the **Mariners** for RHP Nate Karns, OF Boog Powell and LHP C.J. Riefenhauser.
- 12/3 Acquired C Hank Conger from the **Astros** for cash.

2016 (7)

- 1/28 Acquired OF Corey Dickerson and 3B Kevin Padlo from the **Rockies** for LHP Jake McGee and RHP German Márquez.
- 6/24 Acquired OF Oswaldo Arcia from the **Twins** for cash.
- 8/1 Acquired OF Nathan Lukes and RHP Jhon Salinas from **Cleveland** for OF Brandon Guyer.
- 8/1 Acquired C Jonah Heim from the **Orioles** for INF Steve Pearce.
- 8/1 Acquired SS Matt Duffy, RHP Michael Santos and SS Lucius Fox from the **Giants** for LHP Matt Moore.
- 11/2 Acquired LHP John Lamb from the **Reds** for cash.
- 11/18 Acquired 1B Dalton Kelly, RHP Andrew Kittredge and RHP Dylan Thompson from the **Mariners** for INF/OF Richie Shaffer and INF/OF Taylor Motter.



2017 (18)

- 1/11 Acquired OF Mallex Smith, SS Carlos Vargas and LHP Ryan Yarbrough from the **Mariners** for LHP Drew Smyly.
- 1/18 Acquired a player to be named (RHP Drew Smith) from the **Tigers** for OF Mikie Mahtook.
- 1/23 Acquired RHP José De León from the **Dodgers** for 2B Logan Forsythe.
- 2/7 Acquired RHP Jeffery Rosa from the **Nationals** for LHP Enny Romero.
- 5/18 Acquired INF Michael Martínez from **Cleveland** for cash.
- 6/9 Acquired INF Taylor Featherston from the **Phillies** for cash.
- 6/17 Acquired INF Trevor Plouffe from the **Athletics** for cash.
- 6/26 Acquired SS Adeiny Hechavarria from the **Marlins** for RHP Ethan Clark and OF Braxton Lee.
- 7/22 Acquired RHP Sergio Romo from the **Dodgers** for cash.
- 7/27 Acquired LHP Dan Jennings from the **White Sox** for 1B Casey Gillaspie.
- 7/27 Acquired 1B Lucas Duda from the **Mets** for RHP Drew Smith.
- 7/28 Acquired RHP Steve Cishek and cash from the **Mariners** for RHP Erasmo Ramirez.
- 7/31 Acquired RHP Tobias Myers from the **Orioles** for INF Tim Beckham.
- 8/6 Acquired LHP Anthony Misiewicz, INF/OF Luis Rengifo and a player to be named (INF Osmey Gregorio) from the **Mariners** for RHP Ryan Garton and C Mike Marjama.
- 11/30 Acquired RHP Curtis Taylor from the **Diamondbacks** for RHP Brad Boxberger.
- 12/11 Acquired INF Joey Wendle from the **Athletics** for a player to be named (C Jonah Heim).
- 12/12 Acquired INF Ryan Schimpf from the **Padres** for INF Deion Tansel.
- 12/20 Acquired INF Christian Arroyo, LHP Matt Krook, OF Denard Span and RHP Stephen Woods Jr. from the **Giants** for 3B Evan Longoria.

2018 (20)

- 2/17 Acquired 1B C.J. Cron from the **Angels** for a player to be named (INF Luis Rengifo).
- 2/17 Acquired RHP Jermaine Palacios from the **Twins** for RHP Jake Odorizzi.
- 2/20 Acquired LHP Anthony Banda and two players to be named (RHP Sam McWilliams, LHP Colin Poche) from the **Diamondbacks** and INF Nick Solak from the **Yankees**; traded OF Steven Souza Jr. to the Diamondbacks.
- 2/22 Acquired RHP Daniel Hudson and INF Tristan Gray from the **Pirates** for OF Corey Dickerson.
- 3/27 Acquired OF Rob Refsnyder from **Cleveland** for cash.
- 4/10 Acquired OF Jeremy Hazelbaker from the **Diamondbacks** for cash.
- 5/25 Acquired RHP Andrew Moore and RHP Tommy Romero from the **Mariners** for RHP Alex Colomé, OF Denard Span and cash.
- 5/25 Acquired RHP Wilmer Font from the **Athletics** for RHP Peter Bayer.
- 6/10 Acquired 1B Ji-Man Choi from the **Brewers** for INF Brad Miller and cash.
- 7/14 Acquired LHP Hoby Milner from the **Phillies** for cash.
- 7/25 Acquired LHP Jalen Beeks from the **Red Sox** for RHP Nathan Eovaldi.
- 7/25 Acquired C Michael Perez and RHP Brian Shaffer from the **Diamondbacks** for RHP Matt Andriese.
- 7/26 Traded LHP Jonny Venters to the **Braves** for an international signing slot.
- 7/31 Acquired OF Tommy Pham and international slot money from the **Cardinals** for LHP Genesis Cabrera, RHP Roel Ramirez and OF Justin Williams.
- 7/31 Traded C Wilson Ramos to the **Phillies** for cash.
- 7/31 Acquired RHP Tyler Glasnow, OF Austin Meadows and a player to be named (RHP Shane Baz) from the **Pirates** for RHP Chris Archer.
- 8/6 Acquired RHP Matt Seelinger from the **Pirates** for SS Adeiny Hechavarria.
- 11/8 Acquired OF Guillermo Heredia, LHP Michael Plassmeyer and C Mike Zunino from the **Mariners** for OF Jake Fraley and OF Mallex Smith.
- 12/13 Acquired INF Yandy Díaz and RHP Cole Sulser from **Cleveland**; traded 1B Jake Bauers to Cleveland and cash to the **Mariners**.
- 12/21 Acquired RHP Emilio Pagán and a Competitive Balance Round A draft selection from the **Athletics** and RHP Rollie Lacy from the **Rangers**; traded LHP Kyle Bird, LHP Brock Burke and RHP Yoel Espinal to the Rangers.

2019 (18)

- 1/4 Acquired RHP Oliver Drake from the **Blue Jays** for cash.
- 1/8 Acquired RHP Caleb Sampen from the **Dodgers** for RHP Jaime Schultz.
- 3/30 Acquired RHP Aaron Slegers from the **Pirates** for cash.
- 5/6 Acquired a player to be named (RHP Neraldo Catalina) from the **Mets** for RHP Wilmer Font.
- 5/10 Acquired C Travis d'Arnaud from the **Dodgers** for cash.
- 5/16 Acquired C Erik Kratz and cash from the **Giants** for a player to be named (RHP Matt Seelinger).
- 7/3 Acquired RHP Nathan Witt from the **Dodgers** for RHP Casey Sadler.
- 7/3 Traded INF/OF Andrew Velazquez to **Cleveland** for international bonus pool money.



- 7/13 Acquired RHP Pete Fairbanks from the **Rangers** for INF Nick Solak.
- 7/28 Acquired OF Ruben Cardenas and international slot money from **Cleveland** for INF Christian Arroyo and RHP Hunter Wood.
- 7/28 Acquired INF Eric Sogard from the **Blue Jays** for two players to be named (RHP Edisson González, RHP Curtis Taylor).
- 7/31 Acquired 1B Jesús Aguilar from the **Brewers** for RHP Jake Faria.
- 7/31 Acquired OF Niko Hulsizer from the **Dodgers** for LHP Adam Kolarek.
- 7/31 Acquired LHP Jacob Lopez from the **Giants** for 1B/OF Joe McCarthy.
- 7/31 Acquired RHP Nick Anderson and RHP Trevor Richards from the **Marlins** for OF Jesús Sánchez and RHP Ryne Stanek.
- 11/20 Traded RHP José De León to the **Reds** for cash.
- 11/27 Acquired 1B/OF Brian O'Grady from the **Reds** for cash.
- 12/6 Acquired INF Xavier Edwards, OF Hunter Renfroe and a player to be named (INF Esteban Quiroz) from the **Padres** for INF Jake Cronenworth and OF Tommy Pham.

2020 (12)

- 1/9 Acquired RHP Peyton Battenfield and OF Cal Stevenson from the **Astros** for RHP Austin Pruitt.
- 1/9 Acquired OF Randy Arozarena, 1B/DH José Martínez and a Competitive Balance Round A draft selection from the **Cardinals** for LHP Matthew Liberatore, C Edgardo Rodríguez and a Competitive Balance Round B draft selection.
- 2/8 Acquired OF Manuel Margot and C/OF Logan Driscoll from the **Padres** for RHP Emilio Pagán.
- 8/18 Acquired RHP Édgar García from the **Phillies** for a player to be named (RHP Rodolfo Sánchez).
- 8/23 Traded INF Daniel Robertson to the **Giants** for cash.
- 8/27 Acquired OF Brett Phillips from the **Royals** for INF/OF Lucius Fox.
- 8/28 Acquired LHP Cody Reed from the **Reds** for RHP Riley O'Brien.
- 8/30 Traded 1B/DH José Martínez to the **Cubs** for a player to be named (SS Pedro Martínez) and cash.
- 8/31 Traded LHP Anthony Banda to the **Giants** for cash.
- 12/10 Acquired C/OF Heriberto Hernández, INF Osleivis Basabe and OF Alexander Ovalles from the **Rangers** for 1B Nathaniel Lowe, 1B Jake Guenther and a player to be named (OF Carl Chester).
- 12/29 Acquired 1B Dillon Paulson and cash from the **Dodgers**; traded LHP José Alvarado to the **Phillies**.
- 12/29 Acquired C Blake Hunt, C Francisco Mejía, RHP Luis Patiño and RHP Cole Wilcox from the **Padres** for LHP Blake Snell.

2021 (21)

- 2/8 Traded RHP Aaron Slegers to the **Angels** for cash.
- 2/17 Acquired RHP Chris Mazza, LHP Jeffrey Springs and cash from the **Red Sox** for C Ronaldo Hernández and INF Nick Sogard.
- 2/17 Acquired 1B Evan Edwards from the **Marlins** for RHP John Curtiss.
- 5/15 Traded RHP Hunter Strickland to the **Angels** for cash.
- 5/15 Traded INF/OF Yoshi Tsutsugo to the **Dodgers** for cash.
- 5/16 Acquired INF/OF Wyatt Mathisen from the **Diamondbacks** for cash.
- 5/18 Acquired RHP Sean Poppen from the **Pirates** for cash.
- 5/19 Traded C Kevan Smith to the **Braves** for cash.
- 5/21 Acquired RHP J.P. Feyereisen and RHP Drew Rasmussen from the **Brewers** for SS Willy Adames and RHP Trevor Richards.
- 6/11 Acquired RHP Matt Wisler and cash from the **Giants** for LHP Michael Plassmeyer.
- 6/17 Acquired INF Mike Ford from the **Yankees** for a player to be named (OF Aldenis Sánchez) and cash.
- 6/24 Traded INF/OF Wyatt Mathisen to the **Mariners** for cash.
- 7/22 Acquired DH Nelson Cruz and RHP Calvin Faucher from the **Twins** for RHP Joe Ryan and RHP Drew Strotman.
- 7/23 Acquired RHP Tommy Hunter and C Matt Dyer from the **Mets** for LHP Rich Hill.
- 7/29 Acquired RHP JT Chargois and INF Austin Shenton from the **Mariners** for RHP Diego Castillo.
- 7/30 Acquired 1B/OF Jordan Luplow and RHP DJ Johnson from **Cleveland** for RHP Peyton Battenfield.
- 11/13 Acquired RHP Evan Reifert from the **Brewers** for INF Mike Brosseau.
- 11/14 Traded RHP Louis Head to the **Marlins** for a player to be named (RHP Josh Roberson).
- 11/19 Traded RHP Brent Honeywell Jr. to the **Athletics** for cash.
- 11/26 Acquired INF Ronny Simon from the **Diamondbacks** for 1B/OF Jordan Luplow.
- 11/30 Acquired OF Kameron Misner from the **Marlins** for INF Joey Wendle.



2022 (18)

- 3/18 Acquired OF Luke Raley from the **Dodgers** for RHP Tanner Dodson.
- 3/25 Acquired 1B/OF Harold Ramirez from the **Cubs** for INF Esteban Quiroz.
- 4/4 Acquired INF Isaac Paredes and a Competitive Balance Round B draft selection from the **Tigers** for OF Austin Meadows.
- 4/17 Acquired RHP Javy Guerra from the **Padres** for cash.
- 6/23 Acquired RHP David McKay from the **Yankees** for cash.
- 7/9 Acquired C/INF Christian Bethancourt from the **Athletics** for RHP Christian Fernández and OF Cal Stevenson.
- 7/30 Acquired OF David Peralta from the **Diamondbacks** for C Christian Cerda.
- 8/1 Acquired LHP Garrett Cleavinger from the **Dodgers** for minor league OF Germán Tapia.
- 8/1 Acquired CF Jose Siri from the **Astros**; traded RHP Seth Johnson to the **Orioles** and RHP Jayden Murray to the **Astros**.
- 8/1 Acquired RHP Jeremy Walker from the **Giants** for C/INF Ford Proctor.
- 8/2 Traded OF Brett Phillips to the **Orioles** for cash.
- 11/10 Acquired RHP Jack Hartman from the **Pirates** for 1B Ji-Man Choi.
- 11/15 Acquired RHP Alfredo Zárrega from the **Cubs** for INF/OF Miles Mastrobuoni.
- 11/15 Acquired RHP Marcus Johnson and RHP Santiago Suarez from the **Marlins** for RHP JT Chargois and INF Xavier Edwards.
- 11/18 Traded RHP Javy Guerra to the **Brewers** for a player to be named (RHP Victor Castaneda).
- 12/7 Acquired LHP Keyshawn Askew from the **Mets** for LHP Brooks Raley.
- 12/7 Acquired RHP Kevin Kelly from the **Rockies** for cash.
- 12/14 Acquired LHP Jeff Belge from the **Dodgers** for RHP J.P. Feyereisen.

2023 (19)

- 3/15 Acquired RHP Victor Castaneda from the **Brewers** for cash.
- 3/20 Traded OF Jordan Qsar to the **Phillies** for cash.
- 3/27 Acquired RHP Tony Locey from the **Rockies** for a player to be named.
- 3/29 Traded OF Grant Witherspoon to the **Tigers** for cash.
- 3/30 Traded RHP Colten Brewer to the **Yankees** for cash.
- 3/31 Traded 1B Dillon Paulson to the **Tigers** for cash.
- 4/29 Acquired RHP Javy Guerra from the **Brewers** for a player to be named.
- 5/3 Acquired RHP Chase Anderson from the **Reds** for cash.
- 6/2 Acquired RHP Robert Stephenson from the **Pirates** for SS Alika Williams
- 6/6 Traded RHP Ben Heller to the **Braves** for international bonus pool money.
- 7/13 Traded OF Ben Gamel to the **Padres** for cash.
- 7/31 Acquired RHP Aaron Civale from the **Guardians** for 1B Kyle Manzardo.
- 8/1 Acquired C Alex Jackson from the **Brewers** for RHP Evan McKendry.
- 8/1 Acquired RHP Manuel Rodríguez, RHP Adrian Sampson and international bonus pool money from the **Cubs** for RHP Josh Roberson.
- 8/1 Traded RHP Luis Patiño to the **White Sox** for cash.
- 11/6 Acquired C Tatem Levins for the **Mariners** for C Blake Hunt.
- 11/6 Acquired RHP Adam Leverett and cash from the **Phillies** for RHP Michael Mercado.
- 11/17 Acquired INF Erick Lara, RHP Andrew Lindsey and a player to be named from the **Marlins** for INF Vidal Bruján and RHP Calvin Faucher.
- 12/16 Acquired RHP Ryan Pepiot and OF Jonny DeLuca from the **Dodgers** for RHP Tyler Glasnow, OF Manuel Margot and cash.



YEARLY COMPARISON

TEAM BATTING YEAR-BY-YEAR COMPARISON

YEAR	AVG	AB	R	H	2B	3B	HR	SB	OBP	SLG
1998	.261	5555	620	1450	267	43	111	120	.321	.385
1999	.274	5586	772	1531	272	29	145	73	.343	.411
2000	.257	5505	733	1414	253	22	162	90	.329	.399
2001	.258	5524	672	1426	311	21	121	115	.320	.388
2002	.253	5604	673	1418	297	35	133	102	.314	.390
2003	.265	5654	715	1501	298	38	137	142	.320	.404
2004	.258	5483	714	1416	278	46	145	132	.320	.405
2005	.274	5552	750	1519	289	40	157	151	.329	.425
2006	.255	5474	689	1395	267	33	190	134	.314	.420
2007	.268	5593	782	1500	291	36	187	131	.336	.433
2008	.260	5541	774	1443	284	37	180	142	.340	.422
2009	.263	5462	803	1434	297	36	199	194	.343	.439
2010	.247	5439	802	1343	295	37	160	172	.333	.403
2011	.244	5436	707	1324	273	37	172	155	.322	.402
2012	.240	5398	697	1293	250	30	175	134	.317	.394
2013	.257	5538	700	1421	296	23	165	73	.329	.408
2014	.247	5516	612	1361	263	24	117	63	.317	.367
2015	.252	5485	644	1383	278	32	167	87	.314	.406
2016	.243	5481	672	1333	288	32	216	60	.307	.426
2017	.256	5478	694	1340	226	32	228	88	.317	.422
2018	.258	5475	716	1415	274	43	150	128	.333	.406
2019	.254	5628	769	1427	291	29	217	94	.325	.431
2020	.238	1975	289	470	105	12	80	48	.328	.425
2021	.243	5507	857	1336	288	36	222	88	.321	.429
2022	.239	5412	666	1294	296	17	139	95	.309	.377
2023	.260	5511	860	1432	282	24	230	160	.331	.445

TEAM PITCHING YEAR-BY-YEAR COMPARISON

YEAR	ERA	IP	H	R	HR	AVG	BB	SO
1998	4.35	1443.0	1425	751	171	.261	643	1008
1999	5.06	1433.0	1606	913	172	.286	695	1055
2000	4.86	1431.1	1553	842	198	.278	533	955
2001	4.94	1423.2	1513	887	207	.273	569	1030
2002	5.29	1440.1	1567	918	215	.279	620	925
2003	4.93	1436.2	1454	852	196	.264	639	877
2004	4.81	1417.0	1459	842	192	.265	580	923
2005	5.39	1421.2	1570	936	194	.280	615	949
2006	4.96	1420.1	1600	856	180	.286	606	979
2007	5.53	1429.2	1649	944	199	.290	568	1194
2008	3.82	1457.2	1349	671	166	.246	526	1143
2009	4.33	1427.1	1421	754	183	.257	515	1125
2010	3.78	1453.2	1347	649	175	.244	478	1189
2011	3.58	1449.0	1263	614	161	.234	504	1143
2012	3.19	1459.2	1233	577	139	.228	469	1383
2013	3.74	1464.0	1315	646	153	.240	482	1310
2014	3.56	1463.2	1292	625	145	.234	482	1437
2015	3.74	1453.1	1314	642	175	.240	477	1355
2016	4.20	1426.1	1395	713	210	.255	491	1357
2017	3.97	1445.0	1324	704	193	.242	503	1352
2018	3.74	1448.1	1236	646	164	.230	501	1421
2019	3.65	1474.1	1274	656	181	.230	453	1621
2020	3.56	527.2	475	229	70	.238	168	552
2021	3.67	1455.2	1264	651	184	.232	436	1478
2022	3.41	1435.2	1260	614	172	.232	384	1384
2023	3.86	1442.0	1258	665	177	.231	439	1507



RAYS TEAM FIELDING

YEAR	PCT.	G	PO	A	E	TC	DP	TP	PB
1998	.985	162	4329	1765	94	6188	178	0	19
1999	.978	162	4299	1776	135	6210	198	0	12
2000	.981	161	4294	1814	118	6226	169	0	14
2001	.977	162	4271	1533	139	5943	144	0	8
2002	.979	161	4321	1567	126	6014	168	1	13
2003	.983	162	4310	1581	103	5994	158	0	9
2004	.980	161	4251	1530	119	5900	139	0	8
2005	.979	162	4265	1446	124	5835	139	0	13
2006	.981	162	4261	1596	116	5973	156	1	8
2007	.980	162	4289	1548	117	5954	155	0	14
2008	.985	162	4373	1495	90	5958	153	0	10
2009	.983	162	4282	1511	98	5891	135	0	7
2010	.986	162	4361	1499	85	5945	134	0	9
2011	.988	162	4347	1519	73	5939	138	1	5
2012	.981	162	4379	1641	114	6134	155	0	6
2013	.990	163	4392	1593	59	6044	147	0	10
2014	.985	162	4391	1309	88	5788	96	0	9
2015	.984	162	4360	1408	95	5863	118	0	8
2016	.984	162	4279	1410	94	5783	129	0	13
2017	.983	162	4335	1433	100	5868	129	0	15
2018	.986	162	4345	1483	85	5913	136	0	17
2019	.985	162	4423	1414	87	5924	129	0	16
2020	.985	60	1583	541	33	2157	52	0	7
2021	.986	162	4367	1358	80	5805	130	0	14
2022	.985	162	4307	1386	84	5777	110	0	9
2023	.987	162	4326	1401	75	5802	114	0	8

SEASON STANDINGS

YEAR	W	L	POS	PCT.	GB/GA
1998	63	99	5th	.414	51.0
1999	69	93	5th	.426	29.0
2000	69	92	5th	.429	18.0
2001	62	100	5th	.383	34.0
2002	55	106	5th	.342	48.0
2003	63	99	5th	.389	38.0
2004	70	91	4th	.435	30.5
2005	67	94	5th	.416	28.0
2006	61	101	5th	.377	36.0
2007	66	96	5th	.407	30.0
2008	97	65	1st	.599	2.0
2009	84	78	3rd	.519	19.0
2010	96	66	1st	.593	1.0
2011	91	71	2nd*	.562	6.0
2012	90	72	3rd	.556	5.0
2013	92	71	2nd*	.564	5.5
2014	77	85	4th	.475	19.0
2015	80	82	4th	.494	13.0
2016	68	94	5th	.420	25.0
2017	80	82	3rd	.494	13.0
2018	90	72	3rd	.556	18.0
2019	96	66	2nd*	.593	7.0
2020	40	20	1st	.667	7.0
2021	100	62	1st	.617	8.0
2022	86	76	3rd*	.531	13.0
2023	99	63	2nd*	.611	2.0

* AL WILD CARD

INTERLEAGUE RECORD

YEAR	W	L	PCT.
1998	5	11	.333
1999	4	14	.222
2000	9	9	.500
2001	10	8	.556
2002	7	11	.389
2003	3	15	.167
2004	15	3	.833
2005	3	15	.167
2006	11	7	.611
2007	7	11	.389
2008	12	6	.667
2009	13	5	.722
2010	7	11	.389
2011	12	6	.667
2012	9	9	.500
2013	12	8	.600
2014	10	10	.500
2015	14	6	.700
2016	10	10	.500
2017	11	9	.550
2018	7	13	.350
2019	14	6	.700
2020	13	7	.650
2021	15	5	.750
2022	12	8	.600
2023	27	19	.587



SEASON SUMMARIES 2023-1998

2023 / 99-63, .611, 2nd, -2.0, Wild Card

In their 25th major league season, the Rays clinched a fifth straight postseason berth, extending the longest streak in franchise history...they made the postseason for the ninth time in club history, all in 15 seasons since becoming the Rays in 2008...the Rays 99 wins were the second most in club history, trailing the 2021 Rays (100)...the Rays spent a franchise-record 114 days with at least a share of first place, surpassing the 2008 Rays (113), and spent the entire 185-day regular season in postseason position...the Rays opened the season with a 13-0 record, tying the 1982 Braves and 1987 Brewers for the longest season-opening winning streak in the modern era (since 1900)...it marked the longest winning streak at any point in a season in franchise history, surpassing the previous record of 12 (June 9-22, 2004)...the Rays offense set club records in home runs (230), RBI (827), slugging pct. (.445) and total bases (2,452)...the Rays went 53-28 (.654) at Tropicana Field, tied with the Dodgers (53-28) for the best home record in the majors and the third-best mark in club history behind the 2021 (57-24, .704) and 2020 (20-9, .690) Rays.

2022 / 86-76, .531, 3rd, -13.0, Wild Card

The Rays made the postseason as the AL's third Wild Card...it marked their fourth straight postseason berth...the Rays pitched to a 3.41 ERA, second in club history behind 2012 (3.19)...they had 26 pitchers with a win, second in major league history behind the 2016 Braves (28)...the Rays averaged 4.11 runs per game, 21st in the majors...this marked a 1.18 decrease from their 5.29 runs per game in 2021, the largest decline in the majors...they had the largest decrease in home runs per game, dropping from 1.37 in 2021 to 0.86 in 2022...the Rays used 61 players, tying the club record from 2021...they had 31 different players total 42 stints on the injured list...the Rays had a club-record-tying 17 players on the injured list on July 14 and from July 27-29.

2021 / 100-62, .617, 1st, +8.0

The Rays went 100-62, setting a club record for wins in a season over 2008 (97)...they became the first team to finish with the best record in the AL in back-to-back seasons since the 2011-12 Yankees...they ranked second in the majors in runs and led the AL in ERA and run differential...it marked the first time in franchise history the Rays won a second consecutive division title or clinched a third straight postseason berth...the Rays ended

the regular season having held sole possession of first place in the AL East for 66 straight days, the longest run in club history...the Rays used 61 players and 38 pitchers (excluding position players), both of which set single-season club records...Kevin Cash was named BBWAA AL Manager of the Year for a second straight time, becoming the first AL manager to win in back-to-back seasons.

2020 / 40-20, .667, 1st, +7.0

The season was shortened to 60 games as a result of the COVID-19 pandemic...Opening Day, which was originally scheduled for March 26, took place on July 24...the Rays won their third AL East title, swept the Blue Jays in the AL Wild Card Series and won "winner take all" games against the Yankees and Astros to advance to the World Series for the second time in club history...the Rays finished the regular season with the best winning pct. in franchise history...they averaged 4.82 runs per game, their highest since 2010 (4.95), and ranked 3rd in the majors with a 3.56 ERA...the Rays had 12 pitchers record a save, tying the major league record set by the 1973 Rangers...this record was broken by the Rays the following season (14).

2019 / 96-66, .593, 2nd, -7.0, Wild Card

The Rays advanced to the postseason for the fifth time in club history, third as a Wild Card...they won the AL Wild Card Game in Oakland before falling to the Astros in a decisive Game 5 in the ALDS...they recorded their seventh 90-win season in 12 years as the Rays, and their 96 wins fell one shy of the club record at the time (2008)...the Rays led the AL with a 3.65 ERA, the first team in major league history to lead their league in ERA while using at least 33 pitchers...the Rays bullpen led the majors with a 3.66 ERA...the Rays went 48-33 on the road, a team record for road wins in a season.

2018 / 90-72, .556, 3rd, -18.0

The Rays finished with 90 wins, their most since 2013 (92) and tops in the majors among teams missing the postseason...the Rays became the first team in AL history to start 3-12 (or worse) and finish at least 10 games over .500...they set single-season club records by using 17 starting pitchers and 23 rookies...the Rays were the first team in major league history to use at least 23 rookies and finish at least 18 games over .500...Blake Snell captured the AL Cy Young Award...while popularizing the "opener" concept, the Rays bullpen combined for 824.1 IP, shattering the major league record by 167.1 IP, ahead of the 2012 Rockies (657 IP).



2017 / 80-82, .494, 3rd, -13.0

The Rays finished with a 12-win improvement over 2016, tying the second-largest in club history...they used a then-club-record 53 players, with 23 players serving 27 stints on the injured list...they hit a club-record 228 HR but ranked 25th in the majors and 14th in the AL with 694 runs...48 pct. of their runs scored via home run, the highest rate in club history...the win in the regular season finale was the 1,500th win in franchise history.

2016 / 68-94, .420, 5th, -25.0

The Rays finished with their fewest wins since 2007, due in part to a 3-24 stretch from June 16–July 16...it marked the worst single-season 27-game stretch in the AL since the Tigers began the 2003 season at 3-25...the offense had a then-club-record 536 XBH and then-club-record 216 HR but scored only 672 runs, joining the 2016 Mets (218 HR, 671 runs) as the first two teams in major league history to hit at least 200 HR and score fewer than 700 runs...the Rays went 13-27 (.325) in 1-run games, the worst mark in club history.

2015 / 80-82, .494, 4th, -13.0

The Rays finished 6 games out of a postseason berth despite making 145 roster moves during the season...21 players spent a total of 26 stints on the injured list...rookie manager Kevin Cash was forced to use a then-club-record 18 rookies...the Rays went a major-league-worst 2-13 (.133) in extra innings...Rays starters led the AL with a 3.63 ERA, the third time in five years they did so.

2014 / 77-85, .475, 4th, -19.0

The Rays went 41-40 on the road, their fifth straight season of playing .500 or better in road games...they were 24-42 after 66 games, but went 53-43 the rest of the way...this included a 37-19 stretch to climb to 61-61 on Aug. 15, becoming the fourth team in major league history—second Rays team—to reach .500 after being 18 games below...Rays pitchers recorded 22 shutouts, the most by an AL team since the 1972 Athletics (23), one year before the DH rule was instituted...Rays starters posted a 3.48 ERA, the best mark by a sub-.500 team since the 1983 Rangers.

2013 / 92-71, .564, 2nd, -5.5, Wild Card

The Rays reached the postseason in their 163rd game, winning a tiebreaker at Texas, the 14th team in major league history to reach in that fashion...they won the AL Wild Card Game in Cleveland before falling to the Red Sox in the ALDS...it was

their fourth postseason trip in six years...the Rays committed 59 errors compared to 114 errors in 2012, the biggest drop since the 1964 Washington Senators...Rays pitchers posted the lowest opp avg. (.240) in the AL for a fourth straight season, the first AL staff to do so since the 1982-85 Tigers.

2012 / 90-72, .556, 3rd, -5.0

The Rays won their 90th game on the final day, giving them three straight seasons of 90 wins (or more)...despite being the youngest among the three major sports franchises in Tampa Bay, the Rays became the first to record five straight winning seasons...the 577 runs allowed were fewest by an AL team since the 1990 Athletics (570)...the Rays led the majors with a 3.19 ERA, .228 opp avg. and 1,383 SO and the .228 opp avg. was the lowest by an AL team in the DH era (since 1973)...David Price won the club's first AL Cy Young Award.

2011 / 91-71, .562, 2nd, -6.0, Wild Card

The Rays advanced to the postseason for the third time in four seasons, first time as the AL Wild Card winner...they were 9 GB of playoff contention through September 3 and came back to clinch a postseason berth on the final day of the season...the 9-game deficit is the largest any team has overcome in September to advance to the postseason...the Rays became the third major league team (first AL team) to advance to the postseason after starting the season 0-6 and just the second team to advance to the postseason after starting 1-8...the Rays used 16 rookies, tying the club record (2001) at the time.

2010 / 96-66, .593, 1st, +1.0

With 96 wins, the Rays led the AL in wins for the first time and won their second AL East title...they were a major-league-best 47-34 on the road, marking the team's first winning season on the road in club history...they became the second team in modern major league history (since 1900) to score 800 runs (802) while hitting .250 or lower (.247), joining the 1991 Tigers...the offense walked a club-record and major-league-high 672 times and became just the fifth team all-time to lead the AL in walks and strikeouts in the same season and make the postseason...the Rays became the second team all-time to reach the postseason after being no-hit twice in one year, joining the 1917 White Sox...the Rays and Yankees were separated by no more than 2.5 games every day after July 27.

2009 / 84-78, .519, 3rd, -19.0

With 84 wins, the Rays became just the eighth team all-time to win 180 games over two seasons after losing 180 games the previous two seasons...



the Rays recorded a club-record 194 SB and then-club-record 199 HR...only one other team in major league history surpassed 190 HR and 190 SB in the same season: the 1996 Rockies...the Rays used just seven different starting pitchers, fewest in the majors and tied for fewest in club history (2010).

2008 / 97-65, .599, 1st, +2.0

In their first season as the "Rays," the club shocked the world by capturing the AL pennant...they became just the second team in major league history to advance to the postseason after owning the worst record in the majors the year before, joining the 1991 Braves...their 97 wins were the most ever by a team that finished the previous season with the majors' worst record...the Rays improved 31 games from 2007, the 3rd-greatest turnaround in AL history...they became the second team all-time to win 95-plus games a year after losing 95-plus...the Rays lowered their ERA from a major-league-worst 5.53 in 2007 to 3.82, the 4th-greatest turnaround in the modern era (since 1900).

2007 / 66-96, .407, 5th, -30.0

Led by AL strikeout champion Scott Kazmir, Rays pitchers topped the league with 1,194 SO...the Rays became the first team to lead the AL in strikeouts and post the league's highest ERA (5.53)...the bullpen pitched to a 6.16 ERA, the first bullpen since the 1953 Tigers to record an ERA in excess of 6.00.

2006 / 61-101, .377, 5th, -36.0

The Rays became the first team in major league history to lose 100 games (or more) and have a winning record at home (41-40)...beginning on July 1, the Rays went 3-33 (.086) away from Tropicana Field, the worst road record after July 1 in modern major league history (since 1900).

2005 / 67-95, .414, 5th, -28.0

The Rays went 39-34 after the All-Star break, compared to a 28-61 record in the first half...they finished with a .274 avg., 3rd in the majors

behind the Red Sox (.281) and Yankees (.276) and tying the single-season club record from 1999.

2004 / 70-91, .435, 4th, -30.5

On June 26, the Rays became the first team in major league history to get over .500 after being 18 games (or more) under...through May 19, the Rays had the worst record in the majors (10-28)...they went 26-7 in their next 33 games to improve to 36-35...the Rays won a franchise-record 12 consecutive games from June 9-22 and lost 12 straight games from Aug. 27-Sept. 10, joining the 1987 Brewers as the only teams in major league history to win at least 12 straight games and lose 12 (or more) in a row in the same season.

2003 / 63-99, .389, 5th, -38.0

Tampa native Lou Piniella returned home, and in his first year as Rays manager led them to an 8-game improvement over 2002...the Rays were just 7 games under .500 after the All-Star break (31-38), compared to 28 games under in the first half (32-60)...the Rays played 90 games decided by 2 runs (or fewer) and went 39-51 in them.

2002 / 55-106, .342, 5th, -48.0

The Rays became the first team to lose 100 games in back-to-back seasons since the 1977-79 Blue Jays (3) and reached 100 losses quicker than any AL club since the 1949 Senators...they lost 16 games after leading in the 8th or 9th inning, including 10 with 1 out or 2 outs in the 9th.

2001 / 62-100, .383, 5th, -34.0

The Rays became the first AL team to lose 100 games since the 1996 Tigers, but they went 24-23 beginning on Aug. 10...they were 27-61 before the All-Star break and 35-39 in the second half.

2000 / 69-92, .429, 5th, -18.0

Due to injuries, the Rays employed 38 players by May 28...through the team's first 79 games, the Rays lost José Canseco (heel), Vinny Castilla (rib, back), Greg Vaughn (hamstring) and Gerald Williams (hip) for a combined total of 84 days due to injury...the



RAYS CHRONOLOGY

MARCH 9, 1995

At a meeting in West Palm Beach, Fla., baseball owners officially welcome the Tampa Bay Devil Rays and Arizona Diamondbacks as the 13th and 14th expansion teams in major league history.

APRIL 27, 1995

The Rays and the City of St. Petersburg agree on a 30-year lease for the team to play their home games at the ThunderDome.

JULY 19, 1995

Chuck LaMar is named Rays Senior Vice President of Baseball Operations and General Manager.

SEPTEMBER 26, 1995

The Rays sign their first player: Adam Sisk, a 6-foot-4 right-handed pitcher from Edison Community College in Fort Myers, Fla.

MAY 7, 1996

The Rays announce they will become the first team in the modern era (since 1900) to host spring training in their home city in 1998.

JUNE 3, 1996

The Rays begin their first mini-camp as 24 players, all minor league free agents signed before the Amateur Draft, assemble at the Huggins-Stengel complex in St. Petersburg.

JUNE 4, 1996

Outfielder and first baseman Paul Wilder becomes the Rays first-ever draft pick as the team participates in its first Amateur Draft. Rays Managing Partner Vince Naimoli announces the selection while in the team's "war room" at the Stouffer-Vinoy Resort in St. Petersburg. The Rays eventually select 97 players, the 5th-highest total ever taken in the history of the Amateur Draft.

JUNE 19, 1996

The first game is played. A Gulf Coast League record crowd of 7,582 fans are on hand at Al Lang Stadium as the GCL Devil Rays host the Yankees. A 10-1 loss can't dim the festive atmosphere nor the unbridled affection that showered down on the young Rays. The game was carried live by News Radio 970 WFLA and SportsChannel Florida. Eighteen-year-old righthander Pablo Ortega throws the first Rays pitch (a ball).

JUNE 19, 1996

Butte infielder Jim Kerr hits the first home run in organization history in the Pioneer League opener.

JUNE 20, 1996

The first win in the history of the organization, a 4-3 triumph over the Gulf Coast League Astros. Eighteen-year-old Jose Rodriguez from the Dominican Republic gets the win.

OCTOBER 3, 1996

Tropicana Field is born. The Rays and Tropicana Dole Beverages North America announce an agreement to rename the ThunderDome.

OCTOBER 7, 1996

Vince Naimoli and St. Petersburg Mayor David Fischer preside over the official groundbreaking ceremony for a 15-month, \$63 million renovation of Tropicana Field.

JANUARY 16, 1997

The Rays are voted into the AL by a 28-2 count among major league owners. The decision is announced at the owner's meetings in Phoenix.

SEPTEMBER 9, 1997

The Rays organization celebrates their first championship as Manager Bill Evers' St. Petersburg Rays beat Vero Beach, 5-1, at Al Lang Stadium to win the Class-A Florida State League Championship.

OCTOBER 15, 1997

MLB approves a resolution creating a 16-team NL and a 14-team AL for the 1998 season, meaning the Rays will be located in the AL East Division.

NOVEMBER 7, 1997

Florida Marlins pitching coach Larry Rothschild is named the first Rays manager.

NOVEMBER 11, 1997

The Rays acquire outfielder Mike Kelly from the Cincinnati Reds for a player to be named later. Kelly becomes the first player to be added to the 40-man major league roster. This is the Rays first-ever trade involving a major league player.

NOVEMBER 18, 1997

The Rays select 35 players in Major League Baseball's Expansion Draft. The Rays select left-



handed pitcher Tony Saunders from the Marlins with the first pick in the draft.

FEBRUARY 15, 1998

The Rays first major league spring training camp opens. Fifty-one players, including 41 pitchers, take the field at 9:35 a.m. for a three-hour workout at the Rays complex in St. Petersburg. The day is also marred by the team's first injury as catcher Cesar Devarez suffers a dislocated left knee cap.

FEBRUARY 26, 1998

The first spring training game involving Rays major leaguers takes place. The Rays beat Florida State University at Al Lang Stadium. The Rays use 30 players in the win and rally from a 3-1 deficit with a five-run 8th inning. Matt White is the Rays starting pitcher and Jason Johnson gets the win.

MARCH 2, 1998

Tampa Bay wins its first major league spring training game, 6-2, over the visiting Royals. Lefty Ryan Karp is the winner as the Rays win it with a four-run rally in the 7th inning.

MARCH 27, 1998

In the first game at Tropicana Field, the Rays beat Atlanta, 5-0, in an exhibition game that draws 26,519 fans. Rolando Arrojo beats Tom Glavine and Russ Mormon hits the first home run, a 380-foot shot to left-center field.

MARCH 31, 1998

The Rays lose to the Tigers, 11-6, in front of 45,369 fans in Tampa Bay's first major league game. It remains the largest home crowd in club history.

APRIL 1, 1998

"Say hello to victory, Tampa Bay," says Rays radio voice Paul Olden as the Rays win for the first time, 11-8, over Detroit. Cuban ace Rolando Arrojo is the winner in his major league debut.

JUNE 21, 1998

Raymond, the team's mascot, debuts prior to the Rays-Red Sox game at Tropicana Field.

AUGUST 7, 1999

Wade Boggs homers at Tropicana Field off lefty Chris Haney for his 3,000th career hit. He is the first to reach the milestone with a home run.

APRIL 18, 2001

Hal McRae is named the second manager in club history, replacing Larry Rothschild.

OCTOBER 28, 2002

Tampa native Lou Piniella is named the third manager in club history, replacing Hal McRae.

MARCH 30, 2004

The Rays open the season at the Tokyo Dome in Japan with an 8-3 win over the Yankees in front of 55,000 fans and a national TV audience.

OCTOBER 6, 2005

Stuart Sternberg becomes the principal owner of the Rays and takes control of the operation of the organization. Matt Silverman is named club president. Sternberg announces that the team will offer free parking at all Rays home games in 2006.

NOVEMBER 3, 2005

The Rays announce that Andrew Friedman will oversee the Rays baseball operations efforts and that former NL Executive of the Year Gerry Hunsicker will be brought on to assist Friedman.

NOVEMBER 15, 2005

The Rays name Angels bench coach Joe Maddon as the fourth manager in team history.

DECEMBER 2005

The Rays begin a \$10 million refurbishment of Tropicana Field. Bathrooms are renovated, 35,000 seats are cleaned and painted, concrete walls are covered with stucco and drywall, the suite and club sections are upgraded, new directional signs and outdoor awnings are added and a new sound system is installed. Concourses are converted into interactive fun zones for all fans.

SEPTEMBER 20, 2006

The Rays and the Board of County Commissioners of Charlotte County, Fla., sign a 20-year agreement for the Rays to move spring training to a renovated Charlotte Sports Park beginning in February 2009.

JANUARY 2007

For the second consecutive year, improvements are made to Tropicana Field. The changes—estimated at \$8 million and paid for by the club—include a new look to the exterior of the stadium and a state-of-the-art 36'-by-64' full-color scoreboard. The FieldTurf surface installed before the 2000 season is replaced by the very latest FieldTurf product.

MAY 15-17, 2007

In another step toward creating a more regional presence, the Rays play the first regular season



major league games ever in Orlando and sweep the Rangers in a three-game series at The Ballpark at Disney's Wide World of Sports Complex.

NOVEMBER 8, 2007

The organization launches new uniforms, new colors, a new icon and a new name—the Rays. The rebranding effort begins with a fashion show in downtown St. Petersburg and a free concert by Hollywood's Kevin Costner and his band Modern West. Approximately 7,000 attend the event at Straub Park.

SEPTEMBER 20, 2008

The Rays defeat the Twins, 7-2, at Tropicana Field and clinch their first postseason appearance.

SEPTEMBER 26, 2008

The Rays lose at the Tigers, 6-4, but clinch the AL East title when the Red Sox lose to Yankees, 19-8.

OCTOBER 19, 2008

Rookie David Price saves Game 7 of the ALCS and the Rays defeat the Red Sox, 3-1, to clinch the AL pennant in front of 40,473 fans at Tropicana Field.

OCTOBER 22, 2008

The Rays host the Phillies in their first World Series game, becoming just the second team in major league history to compete in the World Series a year after having the worst record in the majors.

FEBRUARY 25, 2009

The Rays play the Reds in their first spring training game at Charlotte Sports Park after training in St. Petersburg for 11 years. Carl Crawford gets the first hit in the newly renovated park in a 7-0 loss.

JULY 26, 2010

Matt Garza throws the first no-hitter in team history in a 5-0 win over the Tigers at Tropicana Field.

OCTOBER 3, 2010

The Rays clinch their second AL East title on the last day of the regular season. The Yankees lose at the Red Sox, clinching the division for the Rays—who later win, 3-2, in 12 innings at the Royals.

SEPTEMBER 28-29, 2011

It's been called the greatest day of the regular season in major league history. The Red Sox lose at 12:02 a.m. and the Rays beat the Yankees, 8-7, on a walk-off home run by Evan Longoria at 12:05

a.m. As a result, the Rays win the AL Wild Card, completing the greatest September comeback ever.

NOVEMBER 14, 2012

The Baseball Writers' Association of America announces left-handed pitcher David Price as the winner of the 2012 AL Cy Young Award.

SEPTEMBER 30, 2013

The Rays win the 14th tiebreaker game in major league history, 5-2 over the Rangers, to clinch a postseason berth for the fourth time in six years. David Price is the fifth pitcher in history to earn a complete-game victory in a one-game playoff.

DECEMBER 3, 2013

The Rays announce a major upgrade to Tropicana Field to significantly enhance the fan experience, creating a 360-degree pedestrian circulation around the lower seating bowl at Tropicana Field.

JUNE 4, 2014

The Rays beloved Senior Advisor Don Zimmer passes away at age 83.

OCTOBER 14, 2014

Matt Silverman is named president of baseball operations, replacing Andrew Friedman, who had accepted a similar role with the Dodgers. Brian Auld is named team president.

DECEMBER 5, 2014

Tampa native Kevin Cash is named the fifth manager in club history.

JANUARY 14, 2016

St. Petersburg City Council members agree to give the Rays three years to search for a new stadium site in Pinellas and Hillsborough counties.

MARCH 20-22, 2016

The Rays travel to Havana, Cuba to play the Cuban National Team in an exhibition at Estadio Latinoamericano, joining the 1999 Orioles as the only major league clubs to play a game in Cuba in the last 57 years. The Rays prevail, 4-1, before an estimated 55,000 fans—including President Barack Obama, First Lady Michelle Obama and Cuban President Raúl Castro. Obama's visit is the first by a sitting U.S. President since Calvin Coolidge in 1928.

SEPTEMBER 11-13, 2017

The forecast for Hurricane Irma's arrival in Florida prompts Major League Baseball to move a three-game series with the Yankees from Tropicana Field



to Citi Field. It is believed to be only the fifth time in MLB history that weather concerns required the relocation of games to a neutral site.

NOVEMBER 1, 2017

Matt Silverman moves from president of baseball operations back to the team president role, sharing the title with Brian Auld. The move completes the transition of baseball leadership, passing the baton to senior vice president of baseball operations/general manager Erik Neander as the top-ranking baseball official.

DECEMBER 20, 2017

The Rays complete a five-player trade sending third baseman Evan Longoria to the Giants. Longoria departs as the longest-tenured player in franchise history after spending nearly 10 seasons in a Rays uniform.

NOVEMBER 14, 2018

The Baseball Writers' Association of America announces left-handed pitcher Blake Snell as the winner of the 2018 AL Cy Young Award.

JUNE 25, 2019

During a press conference at the Dalí Museum, principal owner Stuart Sternberg introduces an innovative plan for the team to build new home ballparks in both Tampa Bay and Montreal and divide its home games across both geographies.

SEPTEMBER 27, 2019

In Toronto, the Rays beat the Blue Jays, 6-2, to clinch their fifth trip to the postseason.

MARCH 20, 2020

Major League Baseball announces the suspension of spring training and the delay of the 2020 regular season due to the COVID-19 pandemic.

SEPTEMBER 23, 2020

The Rays clinch their third AL East title with an 8-5 win over the Mets at Citi Field.

OCTOBER 17, 2020

The Rays advance to the World Series for the second time in franchise history with a 4-2 win over the Astros in Game 7 of the ALCS. The entire series is played at Petco Park in San Diego due to health, safety and competitive considerations as a result of the COVID-19 pandemic.

OCTOBER 24, 2020

In one of the wildest finishes in postseason history, the Rays win Game 4 of the World Series in Arlington in walk-off fashion, 8-7. A Brett Phillips single and two Dodgers errors on the play allow Kevin Kiermaier and Randy Arozarena to score the tying and winning runs.

NOVEMBER 10, 2020

Kevin Cash is named the 2020 AL Manager of the Year by the Baseball Writers' Association of America.

JUNE 22, 2021

Consensus No. 1 prospect Wander Franco is selected to the major league roster and debuts at 20 years, 113 days. He becomes the first Ray with a game-tying homer in his major league debut after a three-run shot to left field in the 5th inning.

JULY 5, 2021

Due to the path of Tropical Storm Elsa, the Rays and Major League Baseball adjusted the schedule for the three-game series against Cleveland at Tropicana Field. The result is a July 7 doubleheader, the fifth twinbill in Tropicana Field history.

SEPTEMBER 8, 2021

Erik Neander is elevated to president, baseball operations, promoting him from his previous title of senior vice president/general manager.

SEPTEMBER 22, 2021

The Rays clinch a postseason berth for a third consecutive season for the first time in franchise history. Three days later, they win the AL East for a second straight season for the first time.

NOVEMBER 16, 2021

Kevin Cash is named the Baseball Writers' Association of America AL Manager of the Year for a second straight time, becoming the first AL manager to win in back-to-back seasons.

NOVEMBER 27, 2021

The Rays sign shortstop Wander Franco to an 11-year, \$182 million contract through the 2032 season. The contract represents the largest commitment to a player in the history of the franchise.



JANUARY 20, 2022

Major League Baseball's Executive Council rejects the Rays innovative Sister City plan, which would have featured the team sharing its home games between Tampa Bay and Montreal in new open-air ballparks in each market.

SEPTEMBER 15, 2022

On the first day of Hispanic Heritage Month and Major League Baseball's annual Roberto Clemente Day, the Rays use the first batting order in major league history comprised of nine players from Latin American countries. The lineup card is sent to the National Baseball Hall of Fame and Museum.

SEPTEMBER 30, 2022

In Houston, the Rays beat the Astros, 7-3, to clinch a fourth consecutive trip to the postseason.

DECEMBER 1, 2022

Due to damage to Charlotte Sports Park caused by Hurricane Ian, the Rays announce plans to secure alternative accommodations for 2023 spring training.

DECEMBER 20, 2022

The Rays announce 2023 spring training will begin at Disney's ESPN Wide World of Sports Complex. Their major league operations will shift to St. Petersburg on March 1 and the remainder of their spring home games will be played at Tropicana Field.

JANUARY 30, 2023

St. Petersburg Mayor Ken Welch selects a proposal from the Rays and Hines, a global real estate investor and developer firm, to redevelop the 86-acre Historic Gas Plant District. The proposal is a 7 million square foot redevelopment plan for a vibrant, mixed-use district surrounding a state-of-the-art new ballpark for the Rays.

FEBRUARY 16, 2023

To celebrate the team's 25th anniversary season, the Rays unveil the establishment of the Rays Hall of Fame, featuring an inaugural class of Don Zimmer, Wade Boggs and Carl Crawford.

APRIL 13, 2023

The Rays improve to 13-0 with a 9-3 win vs. Boston, tying the 1982 Braves and 1987 Brewers for the longest season-opening winning streak in the modern era (since 1900) and marking the longest winning streak at any point in a season in franchise history.

SEPTEMBER 17, 2023

Despite a 5-4 loss at Baltimore, Tampa Bay clinches its fifth consecutive postseason berth.

SEPTEMBER 19, 2023

The Rays announce an agreement with the city of St. Petersburg and Pinellas County to move forward with building a new stadium as part of the Hines Historic Gas Plant Partnership.

DID YOU KNOW?

THE ORIGINAL RAYS / OPENING DAY ROSTER, 1998

PITCHERS

Wilson Álvarez
Rolando Arrojo
Dan Carlson
Rick Gorecki
Roberto Hernández
Albie Lopez
Jim Mecir
Tony Saunders
Dennis Springer
Ramón Tatis
Esteban Yan

CATCHERS

Mike DiFelice
John Flaherty

INFIELDERS

Wade Boggs
Miguel Cairo
Aaron Ledesma
Fred McGriff
Bobby Smith
Paul Sorrento
Kevin Stocker

OUTFIELDERS

Rich Butler
Mike Kelly
Dave Martinez
Quinton McCracken
Bubba Trammell

MANAGER

Larry Rothschild



OPENING DAY LINEUPS

OPENING DAY RECORD ALL-TIME : 14-12

MARCH 31, 1998

DET 11 | TB 6

CF Quinton McCracken
2B Miguel Cairo
3B Wade Boggs
1B Fred McGriff
LF Mike Kelly
DH Paul Sorrento
C John Flaherty
RF Dave Martinez
SS Kevin Stocker
P Wilson Álvarez

APRIL 5, 1999

TB 7 | BAL 10

CF Randy Winn
RF Dave Martinez
DH José Canseco
1B Fred McGriff
C John Flaherty
3B Wade Boggs
LF Paul Sorrento
2B Miguel Cairo
SS Kevin Stocker
P Wilson Álvarez

APRIL 3, 2000

TB 7 | MIN 0

CF Gerald Williams
RF Dave Martinez
DH José Canseco
1B Fred McGriff
LF Greg Vaughn
3B Herbert Perry
C John Flaherty
SS Kevin Stocker
2B Miguel Cairo
P Steve Trachsel

APRIL 3, 2001

TOR 1 | TB 8

CF Gerald Williams
DH Steve Cox
LF Greg Vaughn
1B Fred McGriff
RF Ben Grieve
3B Vinny Castilla
2B Bobby Smith
C John Flaherty
SS Félix Martínez
P Albie Lopez

APRIL 2, 2002

DET 5 | TB 9

LF Jason Tyner
CF Randy Winn
1B Steve Cox
DH Greg Vaughn
C Toby Hall
RF Ben Grieve
3B Bob Smith
2B Brent Abernathy
SS Chris Gomez
P Tanyon Sturtze

MARCH 31, 2003

BOS 4 | TB 6

LF Carl Crawford
CF Rocco Baldelli
3B Aubrey Huff
1B Travis Lee
DH Al Martin
RF Ben Grieve
C Toby Hall
2B Brent Abernathy
SS Rey Ordoñez
P Joe Kennedy

MARCH 30, 2004

NYN 3 | TB 8

LF Carl Crawford
3B Damian Rolls
CF Rocco Baldelli
DH Aubrey Huff
RF José Cruz Jr.
1B Tino Martínez
SS Julio Lugo
C Toby Hall
2B Rey Sánchez
P Victor Zambrano

APRIL 4, 2005

TOR 5 | TB 2

LF Carl Crawford
SS Julio Lugo
RF Aubrey Huff
1B Travis Lee
DH Josh Phelps
2B Jorge Cantú
CF Chris Singleton
C Toby Hall
3B Alex Gonzalez
P Devon Brazelton

APRIL 3, 2006

TB 6 | BAL 9

SS Julio Lugo
LF Carl Crawford
2B Jorge Cantú
3B Aubrey Huff
DH Jonny Gomes
1B Travis Lee
C Toby Hall
RF Damon Hollins
CF Joey Gathright
P Scott Kazmir

APRIL 2, 2007

TB 5 | NYY 9

LF Carl Crawford
SS Ben Zobrist
DH Rocco Baldelli
1B Ty Wigginton
RF Delmon Young
3B Akinora Iwamura
C Dioner Navarro
CF Elijah Dukes
2B B.J. Upton
P Scott Kazmir

MARCH 31, 2008

TB 6 | BAL 2

2B Akinora Iwamura
LF Carl Crawford
1B Carlos Peña
CF B.J. Upton
DH Cliff Floyd
3B Willy Aybar
RF Eric Hinske
C Dioner Navarro
SS Jason Bartlett
P James Shields

APRIL 7, 2009

TB 3 | BOS 5

2B Akinora Iwamura
LF Carl Crawford
3B Evan Longoria
1B Carlos Peña
DH Pat Burrell
CF Matt Joyce
C Dioner Navarro
RF Gabe Gross
SS Jason Bartlett
P James Shields



APRIL 6, 2010**BAL 3 | TB 4**

SS	Jason Bartlett
LF	Carl Crawford
RF	Ben Zobrist
3B	Evan Longoria
1B	Carlos Peña
CF	B.J. Upton
DH	Pat Burrell
2B	Sean Rodriguez
C	Dioner Navarro
P	James Shields

APRIL 1, 2011**BAL 4 | TB 1**

2B	Ben Zobrist
LF	Johnny Damon
3B	Evan Longoria
DH	Manny Ramirez
1B	Dan Johnson
CF	B.J. Upton
RF	Matt Joyce
SS	Reid Brignac
C	John Jaso
P	David Price

APRIL 6, 2012**NYG 6 | TB 7**

CF	Desmond Jennings
RF	Ben Zobrist
3B	Evan Longoria
DH	Jeff Keppinger
SS	Sean Rodríguez
1B	Carlos Peña
2B	Elliot Johnson
C	José Molina
LF	Matt Joyce
P	James Shields

APRIL 2, 2013**BAL 7 | TB 4**

CF	Desmond Jennings
RF	Sam Fuld
2B	Ben Zobrist
3B	Evan Longoria
LF	Matt Joyce
SS	Yunel Escobar
1B	James Loney
C	José Molina
DH	Kelly Johnson
P	David Price

MARCH 31, 2014**TOR 2 | TB 9**

LF	David DeJesus
RF	Wil Myers
2B	Ben Zobrist
3B	Evan Longoria
1B	James Loney
CF	Desmond Jennings
DH	Matt Joyce
C	José Molina
SS	Yunel Escobar
P	David Price

APRIL 6, 2015**BAL 6 | TB 2**

DH	John Jaso
RF	Steven Souza Jr.
SS	Asdrúbal Cabrera
3B	Evan Longoria
1B	James Loney
LF	Desmond Jennings
C	René Rivera
2B	Logan Forsythe
CF	Kevin Kiermaier
P	Chris Archer

APRIL 3, 2016**TOR 5 | TB 3**

2B	Logan Forsythe
1B	Logan Morrison
3B	Evan Longoria
DH	Corey Dickerson
LF	Desmond Jennings
SS	Brad Miller
RF	Steven Souza Jr.
CF	Kevin Kiermaier
C	Hank Conger
P	Chris Archer

APRIL 2, 2017**NYG 3 | TB 7**

DH	Corey Dickerson
CF	Kevin Kiermaier
3B	Evan Longoria
2B	Brad Miller
RF	Steven Souza Jr.
1B	Logan Morrison
SS	Tim Beckham
LF	Mallex Smith
C	Derek Norris
P	Chris Archer

MARCH 29, 2018**BOS 4 | TB 6**

3B	Matt Duffy
CF	Kevin Kiermaier
RF	Carlos Gómez
1B	C.J. Cron
C	Wilson Ramos
LF	Denard Span
SS	Adeiny Hechavarria
2B	Daniel Robertson
DH	Rob Refsnyder
P	Chris Archer



MARCH 28, 2019**HOU 5 | TB 1**

RF	Austin Meadows
LF	Tommy Pham
1B	Ji-Man Choi
DH	Brandon Lowe
3B	Yandy Díaz
2B	Joey Wendle
SS	Willy Adames
CF	Kevin Kiermaier
C	Mike Zunino
P	Blake Snell

JULY 24, 2020**TOR 6 | TB 4**

1B	Yandy Díaz
RF	Hunter Renfroe
3B	Yoshi Tsutsugo
DH	José Martínez
LF	Manuel Margot
2B	Mike Brosseau
SS	Willy Adames
CF	Kevin Kiermaier
C	Mike Zunino
P	Charlie Morton

APRIL 1, 2021**TB 1 | MIA 0**

1B	Yoshi Tsutsugo
LF	Austin Meadows
RF	Randy Arozarena
2B	Brandon Lowe
3B	Yandy Díaz
CF	Kevin Kiermaier
SS	Willy Adames
C	Mike Zunino
P	Tyler Glasnow

APRIL 8, 2022**BAL 1 | TB 2**

3B	Yandy Díaz
SS	Wander Franco
1B	Harold Ramírez
LF	Randy Arozarena
2B	Brandon Lowe
C	Mike Zunino
DH	Josh Lowe
RF	Manuel Margot
CF	Kevin Kiermaier
P	Shane McClellan

MARCH 30, 2023**DET 0 | TB 4**

1B	Yandy Díaz
SS	Wander Franco
3B	Isaac Paredes
LF	Randy Arozarena
DH	Harold Ramírez
RF	Manuel Margot
2B	Brandon Lowe
C	Christian Bethancourt
CF	Jose Siri
P	Shane McClellan

DID YOU KNOW?**ERIK WALKER COMMUNITY CHAMPION AWARD**

The Erik Walker Community Champion Award annually recognizes one Rays minor league player who exemplifies teamwork, sportsmanship and community involvement, attributes exhibited by Rays minor league pitcher Erik Walker, who died tragically in an October 2006 canoeing accident. Walker was drafted by the Rays in June 2006 and had just completed his first professional season with the Hudson Valley Renegades when his life was cut short on Oct. 26, just 11 days after his 23rd birthday. Each of the Rays domestic minor league affiliates nominates a candidate for the award.



HISTORIC BOX SCORES



ROBERT ROGERS / TAMPA BAY RAYS

MARCH 31, 1998

DEVIL RAYS INAUGURAL GAME

ST. PETERSBURG, FLA. – Hall of Famers Ted Williams, Stan Musial, Al Lopez and Monte Irvin throw out the ceremonial first pitches and minutes later, at 5:08 p.m. on March 31, 1998, Major League Baseball is born in Tampa Bay as Wilson Álvarez delivers a ball to Tigers leadoff hitter Brian Hunter. Álvarez pitches a perfect 1st inning but nine of his next 13 BF reach base safely. The Rays fall behind, 11-0, in the 5th inning before Wade Boggs hit a 2-run homer off Justin Thompson in the 6th to account for the first 2 runs in franchise history. The Devil Rays rally for 4 runs in the 9th inning and leave the tying run in the on-deck circle when Paul Sorrento strikes out to end the game. Tampa native Luis Gonzalez hit the first home run at Tropicana Field and added a single and double.

TROPICANA FIELD	1	2	3	4	5	6	7	8	9	R	H	E	LOB
DETROIT	0	4	2	0	5	0	0	0	0	11	18	1	9
TAMPA BAY	0	0	0	0	0	2	0	0	4	6	12	0	9

DETROIT	AB	R	H	BI	BB	SO	TAMPA BAY	AB	R	H	BI	BB	SO
B. Hunter, cf	6	1	2	2	0	1	Q. McCracken, cf	5	2	2	1	0	0
B. Roberts, dh	5	0	1	1	0	1	M. Cairo, 2b	4	0	1	0	0	0
P. Incaviglia, ph-dh	1	0	0	0	0	0	R. Butler, ph	1	0	1	1	0	0
B. Higginson, rf	4	0	1	0	1	1	W. Boggs, 3b	4	1	1	3	1	0
T. Clark, 1b	5	2	2	0	0	1	F. McGriff, 1b	4	0	1	0	0	0
D. Easley, 2b-ss	5	3	3	0	0	0	M. Kelly, lf	5	0	0	0	0	1
L. Gonzalez, lf	5	2	3	2	0	1	P. Sorrento, dh	5	0	1	0	0	1
J. Randa, 3b	5	1	3	3	0	1	J. Flaherty, c	4	1	2	0	0	1
J. Oliver, c	5	1	2	3	0	0	D. Martinez, rf	2	0	1	0	1	0
B. Ripken, ss	3	1	1	0	1	0	B. Smith, ph	1	1	1	0	0	0
F. Catalanotto, ph-2b	1	0	0	0	0	1	K. Stocker, ss	3	0	1	0	0	0
TOTALS	45	11	18	11	2	7	TOTALS	38	6	12	5	3	3

2B: Randa, J (2); Hunter, B (1); Higginson, B (1); Gonzalez, L (1); Easley, D (1).
HR: Gonzalez, L (1, off Carlson, D; 5th inn, 1 on, 0 out). **TB:** Gonzalez, L (7); Randa, J (5); Easley, D (4); Hunter, B (3); Oliver, J (2); Clark, T (2); Higginson, B (2); Ripken, B (1); Roberts, B (1). **RBI:** Oliver, J (3); Randa, J (3); Hunter, B (2); Gonzalez, L (2); Roberts, B (1).
Team RISP: 6-for-18. **DP:** 2 (Randa, J-Easley, D-Clark, T; Ripken, B-Easley, D-Clark, T). **E:** Bochtler, D (1).

DETROIT	IP	H	R	ER	BB	SO	HR
J. Thompson (W, 1-0)	6.0	8	2	2	0	2	1
S. Runyan	1.0	0	0	0	1	0	0
R. Duran	1.0	0	0	0	0	0	0
B. Florie	0.1	4	4	3	1	0	0
D. Bochtler	0.2	0	0	0	1	1	0
TOTALS	9.0	12	6	5	3	1	1

2B: Sorrento, P (1); Flaherty, J (1).
HR: Boggs, W (1, off Thompson, J; 6th inn, 1 on, 1 out). **HBP:** McGriff, F (1, by Duran, R).
TB: Boggs, W (4); Flaherty, J (3); Sorrento, P (2); McCracken, Q (2); McGriff, F (1); Stocker, K (1); Smith, B (1); Butler (1), R; Martinez (1), D; Cairo (1), M. **GIDP:** McCracken, Q (2).
RBI: Boggs, W (3); McCracken, Q (1); Butler, R (1). **Team RISP:** 2-for-9.

TAMPA BAY	IP	H	R	ER	BB	SO	HR
W. Álvarez (L, 0-1)	2.1	9	6	6	0	2	0
D. Carlson	2.2	6	5	5	2	3	1
D. Springer	3.0	3	0	0	0	0	0
J. Mecir	1.0	0	0	0	0	2	0
TOTALS	9.0	18	11	11	2	7	1

Umpires: HP-Rich Garcia, 1B-Mike Reilly, 2B-Tim McClelland, 3B-John Hirschbeck. **T:** 3:01. **Att:** 45,369. **Weather:** 72° F, Wind 0 mph, In Dome.





ROBERT ROGERS / TAMPA BAY RAYS

APRIL 1, 1998

DEVIL RAYS FIRST WIN

ST. PETERSBURG, FLA. – In Game 2 of the season-opening series, the Devil Rays rally from a 3-0, 1st-inning deficit and record 18 hits on their way to an 11-8 victory, the first win in franchise history. Rookie Rolando Arrojo earns the win in his major league debut and Fred McGriff records three run-scoring hits including a 2-run single in the 8th inning. The Rays bat around in both the 4th and 8th innings and get 2-out, RBI singles from Wade Boggs and McGriff to take the first lead in franchise history. The Rays record a hit in every frame except the 5th.

TROPICANA FIELD 1 2 3 4 5 6 7 8 9 R H E LOB

DETROIT	3	0	0	0	1	0	2	1	1	8	13	1	10
TAMPA BAY	2	0	0	4	0	1	1	3	X	11	18	1	10

DETROIT	AB	R	H	BI	BB	SO	TAMPA BAY	AB	R	H	BI	BB	SO	
B.Hunter, cf	4	1	0	0	1	1	Q.McCracken, cf	5	2	3	0	0	0	
B.Roberts, dh	4	1	1	1	0	0	M.Cairo, 2b	5	2	3	1	0	0	
B.Higginson, rf	5	3	3	1	0	0	W.Boggs, 3b	4	2	2	1	1	1	
T.Clark, 1b	5	1	3	2	0	0	F.McGriff, 1b	4	1	3	4	1	0	
L.Gonzalez, lf	4	1	3	3	1	0	P.Sorrento, dh	5	0	1	1	0	1	
D.Easley, 2b-ss	3	0	1	0	1	1	D.Martinez, rf	5	0	1	1	0	0	
J.Randa, 3b	5	0	1	1	0	1	J.Flaherty, c	5	1	1	0	0	1	
R.Casanova, c	3	0	0	0	1	1	R.Butler, lf	4	2	2	1	0	1	
K. Barteo, ph	0	1	0	0	0	0	K.Stocker	5	1	2	1	0	1	
J. Oliver, c	1	0	0	0	0	1	TOTALS	42	11	18	10	3	4	
B.Ripken, ss	3	0	1	0	0	2	2B: McCracken, Q(1); McGriff, F(1);							
F. Catalanotto, ph-2b	1	0	0	0	1	0	Boggs, W(1). 3B: Stocker, K(1).							
TOTALS	38	8	13	8	5	7	HR: Butler, R(1, off Florie, B; 7th inn, 0 on, 2 out). TB: Butler, R(5); McCracken, Q(4); McGriff, F(4); Stocker, K(4); Cairo, M(3); Boggs, W(3); Sorrento, P(1); Flaherty, J(1); Martinez, D(1). RBI: McGriff, F(4); Butler, R(2); Martinez, D(1); Boggs, W(4); Stocker, K(1); Sorrento, P(1); Cairo, M(1).							

DETROIT	IP	H	R	ER	BB	SO	TAMPA BAY	IP	H	R	ER	BB	SO
B.Moehler(L, 0-1)	3.2	10	6	6	0	0	R.Arrojo(W, 1-0)	6.0	8	4	4	1	6
A.Sager	1.2	3	1	0	0	0	R.Tatis	0.1	3	2	2	1	0
S.Runyan	0.2	0	0	0	1	2	A.Lopez	1.0	1	1	1	2	0
B.Florie	1.0	1	1	1	0	1	J.Mecir	0.2	0	0	0	0	0
D.Brocail	0.1	4	3	3	1	0	R.Hernandez	1.0	1	1	1	1	0
R.Duran	0.2	0	0	0	1	2	TOTALS	9.0	13	8	8	5	7
TOTALS	8.0	18	11	10	3	4	Team RISP: 9-for-18. E: Arrojo, R(1). SB: McCracken, Q(1); Cairo, M(1).						

CS: Ripken, B(1). **PO:** Roberts, B (1st base by Arrojo, R).
WP: Brocail, D(1). **Umpires:** HP-Mike Reilly, 1B-Tim McClelland, 2B-John Hirschbeck, 3B-Rich Garcia. **T:** 3:32. **Att:** 30,109. **Weather:** 72° F, Wind 0 mph, In Dome.



HISTORIC FIRSTS

RAYS FIRSTS

Pitch/Batter

Wilson Álvarez, to Brian Hunter, 3/31/98 vs. DET at 5:08 p.m. (ball); grounded out to 1B Fred McGriff

Hit

Dave Martinez, single off Justin Thompson, 3/31/98 vs. DET (3rd inn.)

Double

John Flaherty, off Justin Thompson, 3/31/98 at DET (5th inn.)

Triple

Kevin Stocker, off Brian Moehler, 4/1/98 vs. DET (2nd inn.)

Home Run

Wade Boggs, off Justin Thompson, 3/31/98 vs. DET (6th inn.)

Grand Slam

Paul Sorrento, off Charles Nagy, 5/3/98 at CLE (3rd inn.)

Cycle

B.J. Upton, 10/2/09 vs. NYY

Run

Quinton McCracken, 3/31/98 vs. DET (6th inn.)

Runs Batted In

Wade Boggs, 3/31/98 vs. DET (6th inn.)

Base on Balls

Dave Martinez, off Sean Runyan, 3/31/98 vs. DET (7th inn.)

Strikeout (Pitcher)

Wilson Álvarez, struck out Bip Roberts, 3/31/98 vs. DET (1st inn.)

Strikeout (Batter)

Mike Kelly, off Justin Thompson, 3/31/98 vs. DET (6th inn.)

Stolen Base

Quinton McCracken/Miguel Cairo double steal, 4/1/98 vs. DET (6th inn.)

Caught Stealing

Aaron Ledesma, by Charlie O'Brien, 4/4/98 vs. CWS (3rd inn.)

Sacrifice Fly

Rich Butler, off Jason Bere, 4/5/98 vs. CWS (4th inn.)

Sacrifice Bunt

John Flaherty, off Carlos Castillo, 4/12/98 at CWS (7th inn.)

Hit by Pitch

Fred McGriff, off Roberto Duran, 3/31/98 vs. DET (8th inn.)

Ground into Double Play

Quinton McCracken, off Justin Thompson, 3/31/98 vs. DET (3rd inn.)

Error

Rolando Arrojo, 4/1/98 vs. DET (1st inn.)

Wild Pitch

Ramón Tatis, 4/3/98 vs. CWS (8th inn.)

Win

Rolando Arrojo, 4/1/98 vs. DET

Loss

Wilson Álvarez, 3/31/98 vs. DET

Save

Roberto Hernández, 4/12/98 at CWS

Complete Game/ Complete Game Shutout

Rolando Arrojo, 4/30/98 at MIN

No-Hitter

Matt Garza, 7/26/10 vs. DET

TROPICANA FIELD FIRSTS

Hit

DET Tony Clark, single off Wilson Álvarez, 3/31/98 (2nd inn.)

Double

DET Joe Randa, off Wilson Álvarez, 3/31/98 (2nd inn.)

Triple

Kevin Stocker, off DET Brian Moehler, 4/1/98 (2nd inn.)

Home Run

DET Luis Gonzalez, off Dan Carlson, 3/31/98 (5th inn.)

Grand Slam

KC Johnny Damon, off Dennis Springer, 5/14/98 (2nd inn.)

Cycle

DET Carlos Guillén, 8/1/06

Run

DET Tony Clark, off Wilson Álvarez, 3/31/98 (2nd inn.)

Runs Batted In

DET Joe Randa, off Wilson Álvarez, 3/31/98 (2nd inn.)

Base on Balls

DET Billy Ripken, off Dan Carlson, 3/31/98 (7th inn.)

Strikeout

Wilson Álvarez, struck out DET Bip Roberts, 3/31/98 (1st inn.)

Stolen Base

Quinton McCracken/Miguel Cairo double steal vs. DET, 4/1/98 (6th inn.)

Caught Stealing

DET Billy Ripken, by John Flaherty, 4/1/98 (6th inn.)

Sacrifice Fly

CWS Albert Belle, off Rick Gorecki, 4/3/98 (1st inn.)

Sacrifice Bunt

MIN Denny Hocking, off Roberto Hernández, 4/13/98 (9th inn.)

Hit by Pitch

Fred McGriff, by DET Roberto Duran, 3/31/98 (8th inn.)

Ground into Double Play

Quinton McCracken, off DET Justin Thompson, 3/31/98 (3rd inn.)

Error

DET Doug Bochtler, 3/31/98 (9th inn.)

Wild Pitch

DET Doug Brocail, 4/1/98 (8th inn.)

Win

DET Justin Thompson, 3/31/98

Loss

Wilson Álvarez vs. DET, 3/31/98

Save

ANA Troy Percival, 4/26/98

Complete Game

MIN Brad Radke, 4/14/98

Complete Game Shutout

BAL Mike Mussina, 5/9/98

No-Hitter

AZ Edwin Jackson, 6/25/10



104 YEARS OF MLB IN ST. PETERSBURG



Players take a lunch break during spring training at Coffee Pot Park in 1915. Future Hall of Famer Grover Cleveland Alexander is in the center of the photo, sipping out of a metal cup.

PHOTO COURTESY OF: CITY OF CLEARWATER / PHILLIES

T

HIS SEASON MARKS THE 104TH YEAR MAJOR LEAGUE BASEBALL HAS HAD A PRESENCE IN ST. PETERSBURG, DATING BACK TO 1914 WHEN THE ST. LOUIS BROWNS OPENED SPRING TRAINING WORKOUTS.

MLB has also had a presence in St. Pete every year since travel restrictions during World War II prohibited teams from traveling south for spring training from 1943-45.

Nine teams have trained in St. Petersburg: the St. Louis Browns (1914), Philadelphia Phillies (1915-18), Boston Braves (1922-37), New York Yankees (1925-42; 1946-50; 1952-61), St. Louis Cardinals (1938-42; 1946-97), New York Giants (1951), New York Mets (1962-87), Baltimore Orioles (1993-95) and the Devil Rays/Rays (1998-2008).

In 1910, a former Pittsburgh laundry owner named Al Lang moved to St. Petersburg to benefit his health. He soon became interested in the local economy and focused on trying to help the sagging tourism industry. As a baseball fan, he believed the answer was to attract a major league team for spring training.

Lang convinced the St. Louis Browns, under manager Branch Rickey, to move to St. Petersburg in 1914. A baseball committee, formed to attract a major league team to the city, raised \$20,000 to buy a large tract of land for a ballpark. The site chosen for the field was Coffee Pot Bayou in St. Pete, where a 2,000-seat grandstand was built.

The first game between two major league teams in St. Petersburg took place on March 27,

1914 as the Grapefruit League was established. The Browns hosted the Chicago Cubs, who were training in Tampa and made the trip by steamboat across Tampa Bay. The Cubs won, 3-2. James Leslie (Hippo) Vaughn was the winning pitcher for the Cubs as an estimated 4,000 looked on.

The resourceful Lang helped engineer a new ballpark, Waterfront Park—located at the approximate site where the parking lot for Al Lang Field is today—and a new arrival, the Boston Braves, christened the new park in 1922. The Yankees joined the Braves in St. Pete in 1925. They would remain for all but four years until 1962, when Casey Stengel and the expansion New York Mets moved in and the Yankees went to Fort Lauderdale.

When the Boston Braves left for Bradenton in 1937, the St. Louis Cardinals came to St. Petersburg the following year and would stay 57 of the next 60 years, missing only the war years.

Minor league baseball in the city began in 1920 as the St. Pete Saints entered the Florida State League.

There was one other professional league in St. Petersburg prior to the Rays arrival in 1998. The Senior Professional Baseball Association—a league of former major leaguers who were 35 years of age or older—sprang up for one season, 1989-90. The St. Pete Pelicans were the first and only league champions.



2023 RAYS POSTSEASON REVIEW

WILD CARD

The Rays went 99-63 and entered the postseason as the AL's first Wild Card for the second time (2020)... it tied the fourth-most victories by a non-division winner in the Wild Card era (since 1995), behind only the 2021 Dodgers (106), 2001 Athletics (102), 2022 Mets (101) and 2018 Yankees (100).

- The Rays clinched a fifth straight postseason berth, extending the longest streak in franchise history...they clinched a Wild Card berth on Sept. 17 and spent the entire 185-day regular season in postseason position from the end of play on March 30 through Oct. 1, shattering the previous club record of 143 consecutive days (May 11-Sept. 30, 2008)...the Rays spent a franchise-record 114 days with at least a share of first place, surpassing the 2008 Rays (113)...this included a stretch of 113 consecutive days from Opening Day through July 19.

ALWCs vs. TEXAS

RANGERS WIN 2-0

DATE	SCORE	WINNER	LOSER	ATT
10/3	L, 0-4	Montgomery	Glasnow	19,704
10/4	L, 1-7	Eovaldi	Eflin	20,198

BOLD INDICATES HOME GAME



! CURTIS MEAD !

WILL VRAGOVIC / TAMPA BAY RAYS

POSTSEASON ROSTER

Manager & Coaches

- 16 Kevin Cash (Manager)
- 40 Dan DeMent (Asst. Hitting)
- 97 Jonathan Erlichman (Process & Analytics)
- 46 Tomas Francisco (Field Coord.)
- 52 Rick Knapp (Asst. Pitching & Rehab)
- 27 Rodney Linares (Bench)
- 33 Jorge Moncada (Bullpen)
- 51 Chad Mottola (Hitting)
- 53 Brady North (Asst. Hitting)
- 31 Chris Prieto (1B)
- 23 Kyle Snyder (Pitching)
- 4 Brady Williams (3B)

Pitchers

- 64 Shawn Armstrong (R)
- 34 Aaron Civale (R)
- 48 Chris Devenski (R)
- 30 Jake Diekman (L)
- 24 Zach Eflin (R)
- 29 Pete Fairbanks (R)
- 20 Tyler Glasnow (R)
- 36 Andrew Kittredge (R)
- 52 Zack Littell (R)
- 38 Colin Poche (L)
- 26 Robert Stephenson (R)

Catchers

- 14 Christian Bethancourt
- 50 René Pinto

Infielders

- 62 Jonathan Aranda
- 37 Osleivis Basabe
- 1 Junior Caminerro
- 2 Yandy Diaz
- 25 Curtis Mead
- 17 Isaac Paredes
- 6 Taylor Walls

Outfielders

- 56 Randy Arozarena
- 15 Josh Lowe
- 13 Manuel Margot
- 43 Harold Ramirez
- 22 Jose Siri
- 10 Raimel Tapia

Field Staff

- Joseph Benge (Head Athletic Trainer)
- Mike Sandoval (First Asst. Athletic Trainer)
- Aaron Scott (Asst. Athletic Trainer)
- Trung Cao (Strength & Cond. Coord.)
- Chris Fernandez (Video Coord.)
- 99 Misha Dworcen (Bullpen Catcher)
- 96 Charlie Valerio (Bullpen Catcher)

BATS GO SILENT

The Rays were swept in the Wild Card round for the second consecutive season, falling to the eventual World Series champion Rangers...the offense combined for 14 hits, two extra-base hits, one walk and 18 strikeouts in two games...their lone run in 18 innings was an RBI-single by Curtis Mead in the 7th inning of Game 2...prior to Mead's RBI, the Rays had not scored a run in 33 consecutive postseason innings dating back to Game 1 of their 2022 AL Wild Card Series at Cleveland, marking the second-longest streak in postseason history, trailing only the Dodgers (34 innings) from 1966-74.

- The Rays saw their franchise-record postseason losing streak extend to seven games...they fell to 4-14 over their last 18 postseason games dating back to Game 4 of the 2020 ALCS vs. Houston...the Rays dropped to 10-9 all-time when facing elimination in the postseason (6-4 at home), including four straight losses...the Game 2 defeat marked their first home loss in an elimination game since Game 4 of the 2013 ALDS vs. Boston.

RANGER DANGER

With a 7-1 win in Game 2, Texas earned its seventh consecutive postseason victory at Tropicana Field dating back to Game 1 of the 2010 ALDS...the Rangers went 11-0 away from Globe Life Field (2-0 at TB, 2-0 at BAL, 4-0 at HOU and 3-0 at AZ) en route to their first World Series in club history,



marking the longest road winning streak in postseason history.

ROTATION FALLS SHORT

Tyler Glasnow took the loss in Game 1 after allowing four runs (three earned) on six hits and five walks with eight strikeouts across 5.0 innings...the defeat marked his fourth consecutive postseason loss, matching David Price (2010-13) for the longest skid in Rays history...after walking six batters in Game 1 of the 2020 World Series vs. Los Angeles-NL, Glasnow became one of 12 pitchers in

postseason history to have 5+ walks in multiple games...Zach Eflin (L, 5.0IP, 9H, 5ER, 2BB, 3SO, 2HR) made his first career postseason start in Game 2 and opened the contest with 3.0 scoreless innings...Adolis García led off the 4th inning with a solo home run, snapping Eflin's 10.2 postseason scoreless inning streak...in 31 regular season starts, Eflin allowed 9+ hits only twice (April 7 vs. OAK and Aug. 13 vs. CLE)...the Rays bullpen allowed 2 ER over 8.0 innings in the series (2.25 ERA)...Zack Littell fanned four of the seven batters he faced in a multi-inning relief outing in Game 2.

2023 RAYS POSTSEASON STATISTICS

BATTERS	AVG	G	AB	R	H	2B	3B	HR	RBI	SH	SF	HBP	BB-I	SO	SB	CS	GDP	OBP	SLG
Aranda, J	.000	1	1	0	0	0	0	0	0	0	0	0	0-0	1	0	0	0	.000	.000
Arozarena, R	.375	2	8	0	3	1	0	0	0	0	0	0	0-0	2	0	0	0	.375	.500
Bethancourt, C	.000	1	0	0	0	0	0	0	0	0	0	0	0-0	0	0	0	0	.000	.000
Caminero, J	.000	2	2	0	0	0	0	0	0	0	0	0	0-0	1	0	0	0	.000	.000
Diaz, Y	.125	2	8	0	1	0	0	0	0	0	0	0	0-0	1	0	0	0	.125	.125
Lowe, J	.250	2	4	1	1	0	0	0	0	0	0	0	1-0	0	0	0	0	.400	.250
Margot, M	.167	2	6	0	1	0	0	0	0	1	0	0	0-0	2	0	0	0	.167	.167
Mead, C	.333	2	6	0	2	0	0	0	1	0	0	0	0-0	2	0	0	0	.333	.333
Paredes, I	.375	2	8	0	3	1	0	0	0	0	0	0	0-0	2	0	0	0	.375	.500
Pinto, R	.000	2	5	0	0	0	0	0	0	0	0	0	0-0	4	0	0	0	.000	.000
Ramírez, H	.125	2	8	0	1	0	0	0	0	0	0	0	0-0	2	0	0	1	.125	.125
Siri, J	.000	1	3	0	0	0	0	0	0	0	0	0	0-0	0	0	0	0	.000	.000
Walls, T	.333	2	6	0	2	0	0	0	0	0	0	0	0-0	1	0	0	1	.333	.333
Team Total	.215	2	65	1	14	2	0	0	1	1	0	0	1-0	18	0	0	2	.227	.246

PITCHERS	W	L	ERA	G	GS	CG	SHO	SV	IP	H	R	ER	HR	HB	BB-I	SO	WP	BK
Armstrong, S	0	0	0.00	1	0	0	0	0	1.0	1	0	0	0	0	0-0	1	0	0
Devenski, C	0	0	0.00	1	0	0	0	0	2.0	1	0	0	0	0	0-0	0	0	0
Diekman, J	0	0	0.00	1	0	0	0	0	1.0	1	0	0	0	0	1-0	2	0	0
Eflin, Z	0	1	9.00	1	1	0	0	0	5.0	9	5	5	2	0	2-1	3	0	0
Glasnow, T	0	1	5.40	1	1	0	0	0	5.0	6	4	3	0	0	5-0	8	1	0
Kittredge, A	0	0	0.00	1	0	0	0	0	1.0	1	0	0	0	0	0-0	1	0	0
Littell, Z	0	0	0.00	1	0	0	0	0	2.0	0	0	0	0	1	0-0	4	0	0
Poche, C	0	0	18.00	1	0	0	0	0	1.0	3	2	2	0	0	0-0	2	0	0
Team Total	0	2	5.00	2	2	0	0	0	18.0	22	11	10	2	1	8-1	21	1	0



2022 RAYS POSTSEASON REVIEW

WILD CARD

The 2022 postseason featured a new format, expanding the pool of teams from 10 to 12 and replacing the two single-elimination Wild Card Games with four best-of-three Wild Card Series... the Rays went 86-76 and entered the postseason as the AL's third Wild Card... the 86 wins were the fewest among the majors' 12 postseason teams and the fewest for a postseason team in club history (excluding 2020).

- The Rays clinched a fourth straight postseason berth, extending the longest streak in franchise history...they clinched a Wild Card berth on Sept. 30 and ended the season in postseason position for 54 straight days beginning with the end of play on Aug. 13 and 95 of 96 days beginning with the end of play on July 2... the Rays joined the Astros, Braves, Cardinals, Dodgers and Yankees as the only teams to make the postseason every year from 2019-22.

ALWCS vs. CLEVELAND

GUARDIANS WIN 2-0

DATE	SCORE	WINNER	LOSER	ATT
10/7	L, 1-2	Bieber	McClanahan	30,741
10/8	L, 0-1 (15)	Hentges	Kluber	34,971

BOLD INDICATES HOME GAME



JOSE SIRI

WILL VRAGOVIC / TAMPA BAY RAYS

POSTSEASON ROSTER

Manager & Coaches

- 16 Kevin Cash (Manager)
- 41 Stan Boroski (Bullpen)
- 40 Dan DeMent (Asst. Hitting)
- 97 Jonathan Erlichman (Process & Analytics)
- 24 Paul Hoover (Field Coord.)
- 92 Rick Knapp (Asst. Pitching & Rehab)
- 27 Rodney Linares (3B)
- 51 Chad Mottola (Hitting)
- 53 Brady North (Asst. Hitting)
- 31 Chris Prieto (1B)
- 33 Matt Quatraro (Bench)
- 23 Kyle Snyder (Pitching)

Pitchers

- 47 Jason Adam (R)
- 64 Shawn Armstrong (R)
- 68 Jalen Beeks (L)
- 60 Garrett Cleavinger (L)
- 29 Pete Fairbanks (R)
- 20 Tyler Glasnow (R)
- 65 Javy Guerra (R)
- 28 Corey Kluber (R)
- 18 Shane McClanahan (L)
- 30 Brooks Raley (L)
- 57 Drew Rasmussen (R)
- 59 Jeffrey Springs (L)

Catchers

- 14 Christian Bethancourt
- 28 Francisco Mejia

Infielders

- 62 Jonathan Aranda
- 7 Vidal Bruján
- 26 Ji-Man Choi
- 2 Yandy Díaz
- 5 Wander Franco
- 17 Isaac Paredes
- 43 Harold Ramirez
- 0 Taylor Walls

Outfielders

- 56 Randy Arozarena
- 13 Manuel Margot
- 6 David Peralta
- 22 Jose Siri

Field Staff

- Joseph Benge (Head Athletic Trainer)
- Mike Sandoval (First Asst. Athletic Trainer)
- Aaron Scott (Asst. Athletic Trainer)
- Trung Cao (Strength & Cond. Coord.)
- Chris Fernandez (Video Coord.)
- 99 Misha Dworken (Bullpen Catcher)
- 96 Charlie Valerio (Bullpen Catcher)

SCUFFLING OFFENSE

The Rays were swept in a postseason series for the first time in franchise history...the offense combined for 9 hits, 1 XBH, 6 BB and 29 SO in 2 games and their only run in 24 innings was a solo homer by Jose Siri in the 6th inning of Game 1...they ended the postseason on a scoreless streak of 18 innings and were eliminated on a Oscar Gonzalez homer to lead off the bottom of the 15th inning in Game 2...the starting 1-thru-5 hitters in the Rays lineup went a combined 3-for-42 with 15 SO in the series...the Rays recorded one multi-hit inning in the entire series and it resulted with stranding runners on the corners with 1 out in the 15th inning of Game 2.

- The Rays became the 13th team to be eliminated from the postseason on a walk-off homer...they were the second team to be eliminated on a walk-off homer in the 15th inning (or later), following the Braves in Game 4 of the 2005 NLDS at HOU (18th inning)...the Rays became the first team to be eliminated from the postseason with a 1-0 loss since the 1997 Orioles.

PITCHERS' DUEL

Rays pitching allowed 3 runs in 22 IP in the series, all on homers...they allowed a go-ahead, 2-run homer to José Ramirez in Game 1 and a walk-off solo shot in Game 2...the two clubs combined for a postseason-record 39 SO in Game 2, passing the previous high of 37 SO in Game 1 of the 2020 NL Wild Card Series between the Reds and Braves (13 innings)...Game 2 losing



pitcher Corey Kluber made his first relief outing since April 20, 2013 at HOU and entered a game in the middle of an inning for the first time since his major league debut on September 1, 2011 vs. OAK.

- ♦ Game 1 was played in 2 hours and 17 minutes, the shortest postseason game since the Braves beat the Astros, 5-1, in Game 2 of the 1999 NLDS behind Kevin Millwood's 1-hit CG (2:13).
- ♦ Game 2 took 4 hours and 57 minutes...it was the 11th game in postseason history to enter extra

innings in a scoreless tie...it ultimately became the longest scoreless game (regular season or postseason) since the Rays lost, 1-0, on July 17, 2011 vs. BOS (16 innings)...it was the longest scoreless game in postseason history until exactly one week later, when the Astros and Mariners remained scoreless until the 18th inning of Game 3 of the ALDS.

2022 RAYS POSTSEASON STATISTICS

BATTERS	AVG	G	AB	R	H	2B	3B	HR	RBI	SH	SF	HBP	BB-I	SO	SB	CS	GDP	OBP	SLG
Arozarena, R	.111	2	9	0	1	0	0	0	0	0	0	0	1-0	5	0	0	0	.200	.111
Bethancourt, C	.000	2	5	0	0	0	0	0	0	0	0	0	0-0	3	0	0	0	.000	.000
Bruján, V	.500	2	2	0	1	0	0	0	0	0	0	0	0-0	0	2	0	0	.500	.500
Choi, J	.000	2	5	0	0	0	0	0	0	0	0	0	2-0	1	0	0	0	.286	.000
Diaz, Y	.000	2	10	0	0	0	0	0	0	0	0	0	0-0	4	0	0	0	.000	.000
Franco, W	.111	2	9	0	1	0	0	0	0	0	0	0	1-0	2	0	0	0	.200	.111
Margot, M	.125	2	8	0	1	0	0	0	0	0	0	0	1-0	1	0	1	1	.222	.125
Mejía, F	.000	1	3	0	0	0	0	0	0	0	0	0	0-0	2	0	0	0	.000	.000
Paredes, I	.667	2	3	0	2	0	0	0	0	0	0	0	1-0	0	0	0	0	.750	.667
Peralta, D	.000	1	1	0	0	0	0	0	0	0	0	0	0-0	1	0	0	0	.000	.000
Ramírez, H	.111	2	9	0	1	0	0	0	0	0	0	0	0-0	3	0	0	1	.111	.111
Siri, J	.111	2	9	1	1	0	0	1	1	0	0	0	0-0	5	0	0	0	.111	.444
Walls, T	.200	2	5	0	1	0	0	0	0	0	0	0	0-0	2	0	0	0	.200	.200
Team Total	.115	2	78	1	9	0	0	1	1	0	0	0	6-0	29	2	1	2	.179	.154
PITCHERS	W	L	ERA	G	GS	CG	SHO	SV	IP	H	R	ER	HR	HB	BB-I	SO	WP	BK	
Adam, J	0	0	0.00	1	0	0	0	0	2.0	1	0	0	0	1	0-0	2	0	0	
Armstrong, S	0	0	0.00	1	0	0	0	0	1.1	1	0	0	0	0	0-0	3	0	0	
Cleavinger, G	0	0	0.00	2	0	0	0	0	2.1	1	0	0	0	0	0-0	6	0	0	
Fairbanks, P	0	0	---	1	0	0	0	0	0.0	0	0	0	0	0	2-0	0	0	0	
Glasnow, T	0	0	0.00	1	1	0	0	0	5.0	2	0	0	0	0	0-0	5	0	0	
Kluber, C	0	1	5.40	1	0	0	0	0	1.2	1	1	1	1	0	0-0	1	0	0	
McClanahan, S	0	1	2.57	1	1	0	0	0	7.0	7	2	2	1	0	0-0	5	0	0	
Raley, B	0	0	0.00	1	0	0	0	0	1.0	0	0	0	0	1	1-0	2	0	0	
Rasmussen, D	0	0	0.00	1	0	0	0	0	1.2	0	0	0	0	0	0-0	2	0	0	
Team Total	0	2	1.23	2	2	0	0	0	22.0	13	3	3	2	2	3-0	26	0	0	



2021 RAYS POSTSEASON REVIEW

SUDDEN END

After setting a franchise record for wins in a season (100), the reigning AL champions were eliminated in the ALDS for the fifth time in seven trips to the postseason...the Rays lost Game 3 on a walk-off, 2-run homer and Game 4 on a walk-off sacrifice fly...according to Stats LLC, they became the second team in postseason history to lose a series with back-to-back walk-off losses, joining the Braves in the 1991 World Series at MIN.

- The Rays clinched the best record in the AL for the third time (2020, 2010) and became the first AL club to do so in back-to-back seasons since the 2011-12 Yankees...they held sole possession of the AL's best record for 61 consecutive days from Aug. 6 through the end of the regular season.

ALDS vs. BOSTON

RED SOX WIN 3-1

DATE	SCORE	WINNER	LOSER	ATT
10/7	W, 5-0	McClanahan	Rodríguez	27,419
10/8	L, 6-14	Houck	McHugh	37,616
10/10	L, 4-6 (13)	Pivetta	Patiño	37,224
10/11	L, 5-6	Whitlock	Feyereisen	38,447

BOLD INDICATES HOME GAME



SHANE MCCLANAHAN

WILL VRAGOVIC / TAMPA BAY RAYS

PITCHING PLANS

The Rays started rookies Shane McClanahan in Game 1 and Shane Baz in Game 2...according to Sarah Langs of MLB.com, they became the second team in postseason history to start rookie pitchers in each of the first 2 games of a postseason series, joining the Athletics (Jarrod Parker, Tommy Milone) in the 2012 ALDS at DET...McClanahan pitched five scoreless innings in the series opener and Baz yielded 3 runs in 2.1 IP of Game 2.

- Baz became the second pitcher in major league history to start a postseason game with three (or fewer) career regular season appearances up to that point, joining TB Matt Moore in Game 1 of the 2011 ALDS at TEX...he was the 2nd-youngest pitcher in postseason history to start against the Red Sox behind 21-year-old NYM Dwight Gooden in the 1986 World Series.
- The Rays had 13 pitchers on the ALDS roster, none of which made a start in any of the club's 20 games from the 2020 postseason...ten of the 13 pitchers on the 2021 ALDS roster were not on the 2020 World Series roster.

FOUNTAIN OF YOUTH

Rookies Randy Arozarena and Wander Franco combined to hit .353 (12-for-34) with 3 HR, 7 RBI and 2 SB in the series...in Game 1, Arozarena hit a solo homer off Nick Pivetta leading off the 5th inning and stole home off Josh Taylor in the 7th...he became the first player in postseason history to homer and steal home in the same game, according to Stats LLC...the 20-year-old Franco homered in Games 3-4 to become the youngest player to hit multiple homers in a single postseason since FLA Miguel Cabrera in 2003.

POSTSEASON ROSTER

Manager & Coaches

- 16 Kevin Cash (Manager)
- 41 Stan Boroski (Bullpen)
- 97 Jonathan Erlichman (Process & Analytics)
- 24 Paul Hoover (Field Coord.)
- 27 Rodney Linares (3B)
- 51 Chad Mottola (Hitting)
- 33 Matt Quatraro (Bench)
- 44 Kyle Snyder (Pitching)
- 40 Ozzie Timmons (1B)

Pitchers

- 11 Shane Baz (R)
- 84 JT Chargois (R)
- 29 Pete Fairbanks (R)
- 34 J.P. Feyereisen (R)
- 19 Josh Fleming (L)
- 36 Andrew Kittredge (R)
- 62 Shane McClanahan (L)
- 31 Collin McHugh (R)
- 61 Luis Patiño (R)
- 57 Drew Rasmussen (R)
- 30 David Robertson (R)
- 52 Michael Wacha (R)
- 37 Matt Wisler (R)

Catchers

- 28 Francisco Mejía
- 10 Mike Zunino

Infielders

- 26 Ji-Man Choi
- 2 Yandy Diaz
- 5 Wander Franco
- 8 Brandon Lowe
- 18 Joey Wendle

Outfielders

- 56 Randy Arozarena
- 39 Kevin Kiermaier
- 25 Jordan Luplow
- 13 Manuel Margot
- 17 Austin Meadows

Designated Hitter

- 23 Nelson Cruz

Field Staff

- Joseph Benge (Head Athletic Trainer)
- Mark Vinson (First Asst. Athletic Trainer)
- Mike Sandoval (Asst. Athletic Trainer)
- Trung Cao (Strength & Cond. Coord.)
- Chris Fernandez (Video Coord.)
- 99 Misha Dworcen (Bullpen Catcher)
- 98 Jean Ramirez (Bullpen Catcher)



- At 20 years, 220 days in Game 1, Franco became the 2nd-youngest player all-time with an RBI in his first postseason game behind BAL Manny Machado (20.091) in the 2012 AL Wild Card Game at TEX...he became the youngest player in major league history with multiple hits in his postseason debut...with Arozarena batting leadoff and Franco hitting 2nd, the Rays were the first team to start rookies in the No. 1 and No. 2 spots of the order in Game 1 of a postseason series.

NOT THE RAYS WAY

After pitching a shutout in Game 1, the Rays combined to allow 47 hits, 26 runs, 9 HR and 16 XBH in the 3 losses...the 35 hits allowed in Games 2-3 matched the most for a 2-game span in postseason history, joining Cleveland in 1999 (Games 3-4 of the ALDS at BOS) and the 1960 Pirates (Games 2-3 of the World Series against the Yankees).

2021 RAYS POSTSEASON STATISTICS

BATTERS	AVG	G	AB	R	H	2B	3B	HR	RBI	SH	SF	HBP	BB-I	SO	SB	CS	GDP	OBP	SLG
Arozarena, R	.333	4	15	4	5	1	0	1	3	0	0	0	4-0	4	2	0	0	.474	.600
Choi, J	.286	3	7	1	2	0	0	1	1	0	0	0	0-0	2	0	0	0	.286	.714
Cruz, N	.176	4	17	2	3	0	0	1	1	0	0	0	1-0	5	0	0	0	.222	.353
Diaz, Y	.200	4	15	1	3	0	0	0	2	0	0	0	1-0	2	0	0	0	.250	.200
Franco, W	.368	4	19	5	7	2	0	2	4	0	0	0	0-0	3	0	0	0	.368	.789
Kiermaier, K	.214	4	14	2	3	3	0	0	1	0	0	0	2-1	4	0	0	1	.313	.429
Lowe, B	.000	4	18	0	0	0	0	0	0	0	0	0	0-0	9	0	0	0	.000	.000
Luplow, J	.286	4	7	2	2	1	0	1	4	0	0	0	1-0	4	0	0	0	.375	.857
Margot, M	.143	3	7	1	1	0	0	0	0	0	0	0	1-0	3	0	1	0	.250	.143
Meadows, A	.222	3	9	1	2	1	0	1	3	0	0	0	0-0	2	0	0	0	.222	.667
Mejia, F	.000	1	0	0	0	0	0	0	0	0	0	0	1-0	0	0	0	0	1.000	.000
Wendle, J	.250	2	4	0	1	1	0	0	0	0	0	0	0-0	2	0	0	0	.250	.500
Zunino, M	.133	4	15	1	2	1	0	0	0	0	0	0	0-0	6	0	0	0	.133	.200
Team Total	.211	4	147	20	31	10	0	7	19	0	0	0	11-1	46	2	1	1	.266	.422
PITCHERS	W	L	ERA	G	GS	CG	SHO	SV	IP	H	R	ER	HR	HB	BB-I	SO	WP	BK	
Baz, S	0	0	11.57	1	1	0	0	0	2.1	6	3	3	1	0	1-0	2	0	0	
Chargois, J	0	0	0.00	4	0	0	0	0	3.1	3	0	0	0	0	1-0	2	0	0	
Fairbanks, P	0	0	3.38	2	0	0	0	0	2.2	1	1	1	1	0	1-0	2	0	0	
Feyereisen, J	0	1	2.45	3	0	0	0	0	3.2	6	1	1	0	0	0-0	2	0	0	
Fleming, J	0	0	0.00	2	0	0	0	0	1.0	3	0	0	0	0	0-0	1	0	0	
Kittredge, A	0	0	0.00	2	0	0	0	0	3.1	2	0	0	0	0	0-0	2	0	0	
McClanahan, S	1	0	7.94	2	1	0	0	0	5.2	10	5	5	1	0	1-0	3	0	0	
McHugh, C	0	1	7.36	2	1	0	0	0	3.2	3	3	3	2	0	1-0	2	0	0	
Patiño, L	0	1	7.71	2	0	0	0	0	2.1	2	2	2	1	0	1-0	2	0	0	
Rasmussen, D	0	0	13.50	1	1	0	0	0	2.0	6	3	3	1	0	0-0	1	0	0	
Robertson, D	0	0	0.00	3	0	0	0	0	4.0	3	0	0	0	0	1-0	2	0	0	
Wacha, M	0	0	20.25	1	0	0	0	0	2.2	9	6	6	1	0	0-0	4	1	0	
Wisler, M	0	0	7.71	2	0	0	0	0	2.1	2	2	2	1	0	0-0	1	0	0	
Team Total	1	3	6.00	4	4	0	1	0	39.0	56	26	26	9	0	7-0	26	1	0	



2020 RAYS POSTSEASON REVIEW

A.L. CHAMPS

The Rays won the AL pennant for the second time in franchise history (2008) but lost the World Series to the Dodgers...they set a major league record in playing 20 postseason games, due in part to the expanded play-off format...the Rays were the ninth team in major league history to play a "winner take all" game in the Division Series and League Championship Series but only the third to win both, joining the 2012 Giants and 1981 Dodgers.

- ◆ The Rays clinched a post-season spot on Sept. 17, won the AL East on Sept. 23 and secured the No. 1 seed on Sept. 26...it marked the second time in club history the Rays finished with the best record in the AL (2010).

PLAYOFF PAD

With the exception of the Wild Card Series, where the higher seed hosted each game, the rest of the postseason was played at neutral sites due to health, safety and competitive considerations in the COVID-19 pandemic...the Rays spent 17 nights in San Diego for the ALDS and ALCS before flying to Arlington, Texas for the World Series, which was played in front of a limited capacity.

POWER BALL

The Rays hit 34 HR, the most in a single postseason in major league history...67.1 pct. (53 of 79) of the Rays runs came on home runs, compared to 41.5 pct. (120 of 289) in the regular season...according to the Elias Sports Bureau, this was the highest rate for a team in a single postsea-

ALWCS vs. TORONTO

RAYS WIN 2-0

DATE	SCORE	WINNER	LOSER	ATT
9/29	W, 3-1	Snell	Ray	--
9/30	W, 8-2	Glasnow	Ryu	--

ALDS vs. NEW YORK

RAYS WIN 3-2

DATE	SCORE	WINNER	LOSER	ATT
10/5	L, 3-9	Cole	Snell	--
10/6	W, 7-5	Glasnow	Happ	--
10/7	W, 8-4	Morton	Tanaka	--
10/8	L, 1-5	Green	Thompson	--
10/9	W, 2-1	Castillo	Chapman	--

ALCS vs. HOUSTON

RAYS WIN 4-3

DATE	SCORE	WINNER	LOSER	ATT
10/11	W, 2-1	Snell	Valdéz	--
10/12	W, 4-2	Morton	McCullers Jr.	--
10/13	W, 5-2	Yarbrough	Urquidy	--
10/14	L, 3-4	Greinke	Glasnow	--
10/15	L, 3-4	Pressly	Anderson	--
10/16	L, 4-7	Valdéz	Snell	--
10/17	W, 4-2	Morton	McCullers Jr.	--

WORLD SERIES vs. LOS ANGELES

DODGERS WIN 4-2

DATE	SCORE	WINNER	LOSER	ATT
10/20	L, 3-8	Kershaw	Glasnow	11,388
10/21	W, 6-4	Anderson	Gonsolin	11,472
10/23	L, 2-6	Buehler	Morton	11,447
10/24	W, 8-7	Curtiss	Jansen	11,441
10/25	L, 2-4	Kershaw	Glasnow	11,437
10/27	L, 1-3	González	Anderson	11,437

BOLD INDICATES HOME GAME



▶ RANDY AROZARENA ◀

WILL VRAGOVIC / TAMPA BAY RAYS

POSTSEASON ROSTER

Manager & Coaches

- 16 Kevin Cash (Manager)
- 41 Stan Boroski (Bullpen)
- 97 Jonathan Erlichman (Process & Analytics)
- 24 Paul Hoover (Field Coord.)
- 27 Rodney Linares (3B)
- 51 Chad Mottola (Hitting)
- 33 Matt Quattraro (Bench)
- 23 Kyle Snyder (Pitching)
- 30 Ozzie Timmons (1B)

Pitchers

- 46 Alvarado, José (L)^[1]
- 70 Anderson, Nick (R)
- 63 Castillo, Diego (R)
- 84 Curtiss, John (R)
- 47 Drake, Oliver (R)^[2]
- 29 Fairbanks, Pete (R)
- 61 Fleming, Josh (L)^[8]
- 20 Glasnow, Tyler (R)
- 15 Loup, Aaron (L)
- 62 McClanahan, Shane (L)
- 50 Morton, Charlie (R)
- 34 Richards, Trevor (R)^[5]
- 71 Sherriff, Ryan (L)^[9]
- 57 Slegers, Aaron (R)^[4]
- 4 Snell, Blake (L)
- 81 Thompson, Ryan (R)
- 48 Yarbrough, Ryan (L)

Catchers

- 7 Perez, Michael
- 10 Zunino, Mike

Infielders

- 1 Adames, Willy
- 43 Broussard, Mike
- 26 Choi, Ji-Man
- 2 Diaz, Yandy
- 8 Lowe, Brandon
- 35 Lowe, Nathaniel^[1]
- 18 Wendle, Joey

Outfielders

- 56 Arozarena, Randy
- 39 Kiermaier, Kevin
- 13 Margot, Manuel
- 17 Meadows, Austin^[6]
- 14 Phillips, Brett^[3]
- 11 Renfro, Hunter
- 25 Tsutsugo, Yoshi

Field Staff

- Joseph Benge (Head Athletic Trainer)
- Mark Vinson (First Asst. Athletic Trainer)
- Mike Sandoval (Asst. Athletic Trainer)
- Trung Cao (Strength & Cond. Coord.)
- Chris Fernandez (Video Coord.)
- 99 Misha Dworken (Bullpen Catcher)
- 98 Jean Ramirez (Bullpen Catcher)

[1] WCS ROSTER ONLY
 [2] WCS, ALDS ROSTER ONLY
 [3] WCS, ALDS, WS ROSTER ONLY
 [4] WCS, ALDS, ALCS ROSTER ONLY
 [5] ALDS ROSTER ONLY, REPLACED INJURED OLIVER DRAKE PRIOR TO GAME 4
 [6] ALDS, ALCS, WS ROSTER ONLY
 [7] ALCS ROSTER ONLY
 [8] ALCS, WS ROSTER ONLY
 [9] WS ROSTER ONLY



son (min. 10 games) in major league history, ahead of Cleveland in 1998 (63.2 pct.).

THE GREAT RANDINO

Rookie Randy Arozarena enjoyed a historic post-season, batting .377/.442/.831 (29-for-77) with 10 HR and 14 RBI in 20 games (all starts) and setting major league records for a single postseason in home runs, hits, extra-base hits (14, tied) and total bases (64)...the previous record was 8 HR by TEX Nelson Cruz in 2011, HOU Carlos Beltrán in 2004 and SF Barry Bonds in 2002.

- ♦ He was named Most Valuable Player of the ALCS, the first rookie position player to win MVP of a League Championship Series or World Series...he

has since been joined on this list by HOU Jeremy Peña in the 2022 ALCS and 2022 World Series.

FRENCH POETRY

In Game 5 of the ALDS vs. NYY, Mike Brosseau hit a go-ahead, solo homer off Aroldis Chapman in the 8th inning to end a 10-pitch at-bat...it was his second time facing Chapman after he was nearly hit in the head by a 100.5 mph pitch on Sept. 1 at NYY.

- ♦ He entered as a pinch-hitter in the 6th and became the third player in postseason history to enter as a sub and deliver a go-ahead homer in a "winner take all" game, joining NYY Aaron Boone's walk-off in Game 7 of the 2003 ALCS vs. BOS and PIT Hal Smith in Game 7 of the 1960 World Series vs. NYY.

2020 RAYS POSTSEASON STATISTICS

BATTERS	AVG	G	AB	R	H	2B	3B	HR	RBI	SH	SF	HBP	BB-I	SO	SB	CS	GDP	OBP	SLG
Adames, W	.136	20	59	3	8	4	0	0	4	0	0	1	13-0	25	1	1	1	.301	.203
Arozarena, R	.377	20	77	19	29	3	1	10	14	0	0	1	8-2	19	0	2	2	.442	.831
Brosseau, M	.250	14	24	2	6	0	0	1	2	0	0	1	2-0	11	0	0	1	.333	.375
Choi, J	.250	18	40	8	10	1	0	2	4	0	0	1	10-1	11	0	0	1	.412	.425
Diaz, Y	.194	13	36	3	7	0	1	0	1	0	0	0	11-0	10	0	0	0	.383	.250
Kiermaier, K	.255	18	55	8	14	5	0	3	7	0	0	1	1-0	17	0	1	0	.281	.509
Lowe, B	.118	20	76	7	9	0	0	4	8	0	0	0	6-0	28	0	0	2	.183	.276
Lowe, N	.000	1	3	0	0	0	0	0	0	0	0	0	0-0	2	0	0	0	.000	.000
Margot, M	.276	19	58	10	16	1	0	5	11	1	0	1	5-0	19	2	1	0	.344	.552
Meadows, A	.137	16	51	4	7	0	0	2	2	0	0	0	2-0	18	0	0	0	.170	.255
Perez, M	.286	8	7	1	2	0	0	1	3	0	0	0	0-0	2	0	0	0	.286	.714
Phillips, B	.333	7	3	0	1	0	0	0	1	0	0	0	0-0	1	0	0	0	.333	.333
Renfro, H	.174	12	23	2	4	1	0	2	7	0	0	0	1-0	11	0	0	0	.208	.478
Tsutsugo, Y	.125	8	16	0	2	0	0	0	0	0	0	0	0-0	3	0	0	1	.125	.125
Wendle, J	.190	20	58	8	11	2	0	0	5	0	1	1	3-0	16	1	0	2	.238	.224
Zunino, M	.170	19	53	4	9	0	0	4	8	0	1	1	1-0	27	0	0	1	.196	.396
Team Total	.211	20	639	79	135	17	2	34	77	1	2	8	63-3	220	4	5	11	.289	.404

PITCHERS	W	L	ERA	G	GS	CG	SHO	SV	IP	H	R	ER	HR	HB	BB-I	SO	WP	BK
Alvarado, J	0	0	0.00	2	0	0	0	0	1.2	1	0	0	0	0	3-0	4	0	0
Anderson, N	1	2	5.52	10	0	0	0	1	14.2	16	9	9	3	0	4-1	9	1	0
Castillo, D	1	0	1.64	10	0	0	0	3	11.0	7	3	2	0	1	7-0	12	0	0
Curtiss, J	1	0	6.30	9	1	0	0	0	10.0	14	7	7	3	0	5-0	9	0	0
Drake, O	0	0	0.00	1	0	0	0	0	1.0	1	0	0	0	0	0-0	1	0	0
Fairbanks, P	0	0	3.65	9	0	0	0	3	12.1	12	5	5	3	0	6-1	17	3	0
Fleming, J	0	0	6.35	2	0	0	0	0	5.2	8	4	4	1	0	2-0	3	0	0
Glasnow, T	2	3	6.28	6	6	0	0	0	28.2	26	20	20	9	0	17-0	40	6	0
Loup, A	0	0	3.38	9	0	0	0	0	5.1	5	2	2	0	1	2-0	7	1	0
McClanahan, S	0	0	8.31	4	0	0	0	0	4.1	8	5	4	2	0	2-0	4	0	0
Morton, C	3	1	2.70	4	4	0	0	0	20.0	18	7	6	1	2	5-0	23	0	0
Sherriff, R	0	0	0.00	2	0	0	0	0	2.0	0	0	0	0	0	1-0	1	0	0
Slegers, A	0	0	1.80	3	0	0	0	0	5.0	4	1	1	0	0	2-1	3	0	0
Snell, B	2	2	3.03	6	6	0	0	0	29.2	20	10	10	5	0	14-0	37	2	0
Thompson, R	0	1	1.93	9	1	0	0	0	9.1	7	2	2	1	1	4-0	10	0	0
Yarbrough, R	1	0	3.68	5	2	0	0	0	14.2	16	6	6	5	1	4-0	7	0	0
Team Total	11	9	4.00	20	20	0	0	7	175.1	163	81	78	33	6	78-3	187	13	0



2019 RAYS POSTSEASON REVIEW

PHOTO FINISH

The Rays entered the final week of the regular season tied with Cleveland for the AL's second Wild Card spot, then won four consecutive games to clinch a postseason berth for the fifth time in franchise history and first time in six seasons...they held at least a share of one of the AL's five postseason spots for 167 of 186 days (89.8 pct), including 29 consecutive from Sept. 1 through season's end after finishing a 3-game sweep of Wild Card-contending Cleveland...the Rays were in contention to host the Wild Card Game until losing the penultimate game of the season.

25 > 54,005

Through eight seasons under the Wild Card Game format, the Rays joined the Yankees and Giants as the only teams to win it twice...the Rays advanced to the Division Series with a 5-1 win over the Athletics in front of 54,005 fans at the Oakland Coliseum, the highest attendance for a Wild Card Game under the new format...it was the highest attendance for a Rays game (regular season or postseason) since September 14, 2008 at NYY (54,279), which was in the final month of games at Old Yankee Stadium.

♦ *The Rays held a lead from the fifth pitch of the Wild Card Game through the final pitch, after Yandy Diaz hit a leadoff homer...it was the first postseason leadoff homer in franchise history and second in Wild Card Game history, following MIN Brian Dozier in the 2017 AL Wild Card Game at NYY.*

ELIMINATED BY A.L. CHAMPS

The Rays pushed the eventual AL champion Astros to a decisive fifth game in the ALDS, with the home team winning every game...the Rays outscored the Astros, 14-4, in 2 games at Tropicana Field but lost the 3 games at Minute Maid Park by a combined 15-4 score...it was the second time in franchise history the Rays forced a decisive Game 5 after trailing 0-2, losing both series (2010 ALDS)...Game 5 was the fourth time in a stretch of nine days that the Rays played in a potential elimination game...the Rays fell behind, 4-0, in the bottom of the 1st inning after allowing hits to the first four Astros batters and five of the first six.

WILD CARD vs. OAKLAND

RAYS WIN 1-0

DATE	SCORE	WINNER	LOSER	ATT
10/2	W, 5-1	Morton	Manaea	54,005

ALDS vs. HOUSTON

ASTROS WIN 3-2

DATE	SCORE	WINNER	LOSER	ATT
10/4	L, 2-6	Verlander	Glasnow	43,360
10/5	L, 1-3	Cole	Snell	43,378
10/7	W, 10-3	Morton	Greinke	32,251
10/8	W, 4-1	Yarbrough	Verlander	32,178
10/10	L, 1-6	Cole	Glasnow	43,418

BOLD INDICATES HOME GAME



CHARLIE MORTON

WILL WRAGOVIC / TAMPA BAY RAYS

POSTSEASON ROSTER

Manager & Coaches

- 16 Kevin Cash (Manager)
- 41 Stan Boroski (Bullpen)
- 97 Jonathan Erlichman (Process & Analytics)
- 25 Paul Hoover (Field Coord.)
- 27 Rodney Linares (3B)
- 51 Chad Mottola (Hitting)
- 33 Matt Quattraro (Bench)
- 23 Kyle Snyder (Pitching)
- 30 Ozzie Timmons (1B)

Pitchers

- 70 Nick Anderson (R)
- 63 Diego Castillo (R)
- 72 Yonny Chirinos (R)^[2]
- 47 Oliver Drake (R)
- 20 Tyler Glasnow (R)
- 49 Brendan McKay (L)^[2]
- 50 Charlie Morton (R)
- 15 Emilio Pagán (R)
- 38 Colin Poche (L)
- 4 Blake Snell (L)
- 48 Ryan Yarbrough (L)

Catchers

- 37 Travis d'Arnaud
- 10 Mike Zunino

Infielders

- 1 Willy Adames
- 21 Jesús Aguilar^[1]
- 43 Mike Brosseau^[1]
- 26 Ji-Man Choi
- 2 Yandy Diaz
- 5 Matt Duffy
- 8 Brandon Lowe
- 28 Daniel Robertson^[1]
- 9 Eric Sogard^[2]
- 18 Joey Wendle

Outfielders

- 24 Avisail García
- 39 Kevin Kiermaier
- 17 Austin Meadows
- 29 Tommy Pham

Field Staff

- Joseph Benge (Head Athletic Trainer)
- Mark Vinson (First Asst. Athletic Trainer)
- Mike Sandoval (Asst. Athletic Trainer)
- Trung Cao (Strength & Cond. Coord.)
- Chris Fernandez (Video Coord.)
- 99 Misha Dworken (Bullpen Catcher)
- 98 Jean Ramirez (Bullpen Catcher)

[1] WILD CARD GAME ROSTER
[2] ALDS ROSTER



POWER SURGE

The Rays hit 4 HR in the Wild Card Game and 4 HR in Game 3 of the ALDS, twice tying their single-game postseason record...the Rays, who hit the fewest homers among the AL's five postseason clubs, totaled 11 HR in six postseason games...all 11 HR came in the club's 4 games when facing elimination, a major league record for homers in elimination games in a single postseason.

CHARLIE 2.0

In his first season with the Rays, Charlie Morton went 2-0 with a 0.90 ERA (10-IP, 1-ER) in two postseason starts...with his win in the Wild Card Game, he became the first pitcher in major league history to record the win in three "winner take all" playoff games...he defeated his former team in Game 3 of the ALDS, helping the Rays avoid elimination...it was his fourth career win in a potential

elimination game, tied for the most in major league history...he won Game 7 of the ALCS the following year to extend both of these postseason records.

CUBAN SMOKE

Yandy Díaz was reinstated from the 60-day IL for the last game of the regular season and hit lead-off in the Wild Card Game...he homered in the 1st and 3rd innings, becoming the fifth Ray with a multi-HR game in the postseason and the first to do it in a "winner take all" game.

♦ *Diaz was the 10th player in postseason history with a multi-HR effort in a "winner take all" game but only the second out of the leadoff spot, joining BOS Johnny Damon in Game 7 of the 2004 ALCS...he became the first leadoff hitter in major league history to homer in each of his first 2 AB of a postseason.*

2019 RAYS POSTSEASON STATISTICS

BATTERS	AVG	G	AB	R	H	2B	3B	HR	RBI	SH	SF	HBP	BB-I	SO	SB	CS	GDP	OBP	SLG
Adames, W	.294	6	17	3	5	1	0	2	2	0	0	0	3-0	5	0	1	0	.400	.706
Brosseau, M	.000	1	2	0	0	0	0	0	0	0	0	0	1-0	1	0	0	0	.333	.000
Choi, J	.188	6	16	2	3	0	0	1	1	0	0	0	7-0	10	0	0	0	.435	.375
d'Arnaud, T	.105	6	19	1	2	0	0	0	2	0	1	2	1-0	6	0	0	0	.217	.105
Diaz, Y	.231	4	13	2	3	0	0	2	2	0	0	0	0-0	4	0	0	0	.231	.692
Duffy, M	.600	3	5	2	3	0	0	0	0	0	0	0	0-0	0	0	0	0	.600	.600
García, A	.300	5	20	4	6	0	0	1	3	0	0	0	0-0	5	0	0	1	.300	.450
Kiermaier, K	.136	6	22	1	3	1	0	1	3	0	0	0	0-0	7	0	0	0	.136	.318
Lowe, B	.211	5	19	1	4	1	0	1	1	0	0	0	1-0	10	0	0	0	.250	.421
Meadows, A	.130	6	23	2	3	2	0	0	3	0	0	0	3-0	10	0	0	1	.231	.217
Pham, T	.360	6	25	2	9	0	0	2	3	0	0	0	1-0	4	1	0	2	.385	.600
Sogard, E	.500	2	4	2	2	0	0	1	2	0	0	0	0-0	1	0	0	0	.500	1.250
Wendle, J	.200	5	10	1	2	1	0	0	1	0	0	0	0-0	5	0	0	1	.200	.300
Team Total	.231	6	195	23	45	6	0	11	23	0	1	2	17-0	68	1	1	5	.298	.431

PITCHERS	W	L	ERA	G	GS	CG	SHO	SV	IP	H	R	ER	HR	HB	BB-I	SO	WP	BK
Anderson, N	0	0	1.59	4	0	0	0	0	5.2	5	1	1	0	0	0-0	8	1	0
Castillo, D	0	0	0.00	4	1	0	0	0	5.2	5	0	0	0	0	2-0	8	0	0
Drake, O	0	0	6.00	2	0	0	0	0	3.0	3	2	2	0	0	1-0	4	0	0
Glasnow, T	0	2	7.71	2	2	0	0	0	7.0	9	6	6	1	0	3-0	8	0	0
McKay, B	0	0	0.00	3	0	0	0	0	1.1	2	2	0	0	0	0-0	2	0	0
Morton, C	2	0	0.90	2	2	0	0	0	10.0	8	2	1	1	0	5-0	13	0	0
Pagán, E	0	0	6.00	4	0	0	0	0	3.0	5	3	2	2	0	2-0	2	0	0
Poche, C	0	0	2.08	5	0	0	0	0	4.1	2	1	1	1	0	0-0	6	0	0
Roe, C	0	0	6.75	3	0	0	0	0	2.2	3	2	2	0	0	1-0	2	0	0
Snell, B	0	1	1.69	3	1	0	0	1	5.1	4	1	1	1	0	0-0	7	0	0
Yarbrough, R	1	0	0.00	3	0	0	0	0	3.0	2	0	0	0	0	1-0	1	0	0
Team Total	3	3	2.82	6	6	0	0	1	51.0	48	20	16	6	0	15-0	61	1	0



2013 RAYS POSTSEASON REVIEW

POSTSEASON THE HARD WAY

With a 5-2 win in a Game 163 tiebreaker on Sept. 30 at TEX, the Rays became the 14th team to enter the post-season via tiebreaker and only the second in the Wild Card era (since 1995) to win a tiebreaker game on the road, joining the Mets on October 4, 1999 at CIN...the Rays advanced to the ALDS by winning 3 games in which they would have been eliminated had they lost—all over a four-day span in three different cities...in Game 162 on Sept. 29 at TOR, the Rays avoided a third consecutive loss to remain tied with Texas in the standings...the Rays snapped the Rangers 7-game winning streak in Game 163 on Sept. 30 at TEX and snapped Cleveland's 10-game winning streak in the AL Wild Card game on Oct. 2 at CLE...the Rays advanced to the post-season for the fourth time in franchise history, all in a six-season span from 2008-13.

WILD CARD vs. CLEVELAND

RAYS WIN 1-0

DATE	SCORE	WINNER	LOSER	ATT
10/2	W, 4-0	Cobb	Salazar	43,579

ALDS vs. BOSTON

RED SOX WIN 3-1

DATE	SCORE	WINNER	LOSER	ATT
10/4	L, 2-12	Lester	Moore	38,177
10/5	L, 4-7	Lackey	Price	38,705
10/7	W, 5-4	Rodney	Uehara	33,675
10/8	L, 1-3	Breslow	McGee	32,807

BOLD INDICATES HOME GAME



! JOSÉ LOBATON !

MIKE EHRRMANN / GETTY IMAGES

SHUTOUT AT CLEVELAND

The Rays blanked Cleveland, 4-0, in the AL Wild Card Game behind Alex Cobb, Joel Peralta, Jake McGee and Fernando Rodney...it was the 44th post-season home game in Cleveland history but only the second time they were shut out...the Rays snapped Cleveland's winning streak covering the last 10 games of the regular season...earlier in the regular season, the Rays snapped a Blue Jays 10-game winning streak...according to the Elias Sports Bureau, the Rays became the first team to snap two 10-game winning streaks (or longer) in one season since the 2006 Rockies (Dodgers-11, Athletics-10).

DONE IN BY THE WORLD CHAMPS

The Rays lost the ALDS to the Red Sox, 3-1...Rays starting pitchers allowed 18 runs (16 ER) in 17.1 IP in the series and Rays batters hit .179 (5-for-28) with RISP...according to the Elias Sports Bureau, the Rays lone win—in Game 3 at Tropicana Field—was only the second post-season game in which a team took a lead in the bottom of the 8th inning, surrendered it in the 9th and won it in the bottom of the 9th...the first was Game 7 of the 1960 World Series—the Pirates trailed the Yankees, 7-4, entering the bottom of 8th inning, scored 5 runs to take a 9-7 lead, allowed 2 runs in the top of the 9th

POSTSEASON ROSTER

Manager & Coaches

- 70 Joe Maddon (Manager)
- 50 Stan Boroski (Bullpen)
- 6 Tom Foley (3B)
- 25 George Hendrick (1B)
- 48 Jim Hickey (Pitching)
- 4 Dave Martinez (Bench)
- 44 Jamie Nelson (Coach)
- 17 Derek Shelton (Hitting)
- 65 Don Zimmer (Sr. Advisor)

Pitchers

- 22 Chris Archer (R)
- 53 Alex Cobb (R)
- 58 Jeremy Hellickson (R)^[2]
- 57 Jake McGee (L)
- 55 Matt Moore (L)
- 62 Joel Peralta (R)
- 14 David Price (L)^[2]
- 56 Fernando Rodney (R)
- 54 Alex Torres (L)
- 35 Jamey Wright (R)
- 49 Wesley Wright (L)

Catchers

- 16 Chris Gimenez^[1]
- 59 José Lobaton
- 28 José Molina

Infielders

- 11 Yunel Escobar
- 2 Kelly Johnson
- 21 James Loney
- 3 Evan Longoria
- 1 Sean Rodriguez
- 18 Ben Zobrist

Outfielders

- 7 David DeJesus
- 5 Sam Fuld
- 8 Desmond Jennings
- 20 Matt Joyce
- 41 Kevin Kiermaier^[1]
- 9 Wil Myers

Designated Hitter

- 15 Delmon Young

Field Staff

- Ron Porterfield
(Head Athletic Trainer)
- Paul Harker
(Asst. Athletic Trainer)
- Mark Vinson
(Asst. Athletic Trainer)
- Kevin Barr
(Strength & Cond. Coord.)
- Chris Fernandez
(Video Coord.)
- 77 Scott Cursi
(Bullpen Catcher)

[1] WILD CARD GAME ROSTER
[2] ALDS ROSTER



and won, 10-9, on Bill Mazeroski's home run leading off the bottom half.

ICE CREAM MAN

In the Rays 5-4 win in Game 3 of the ALDS, catcher José Lobaton became the 13th player to hit a walk-off home run in a postseason elimination game...he was the first AL player to do it since BOS David Ortiz in Game 4 of the 2004 ALCS vs. NYY... Lobaton, known for eating ice cream after hitting a home run, also became just the third player to hit a walk-off home run to avoid being swept in a postseason series...he joined Ortiz in 2004 and BOS Trot Nixon in Game 3 of 2003 ALDS vs. OAK.

♦ Lobaton's homer was hit into the Rays Touch Tank, the third home run to land there and first by a Rays player...the previous times were by DET Miguel

Cabrera on June 30, 2013 and LAD Luis Gonzalez on June 24, 2007.

HAPPY BIRTHDAY

In Game 3 of the ALDS, Evan Longoria homered on his 28th birthday, becoming the second player in major league history to hit a postseason homer on his birthday...he joined KC Willie Mays Aikens, who hit 2 HR in Game 1 of the 1980 World Series.

NINE FOR NINE

In the Rays 3-1 loss in Game 4 of the ALDS, Rays Manager Joe Maddon used nine pitchers, which set a major league postseason record at the time for a 9-inning game...this has since been broken by the Padres, who used 11 pitchers in their 12-3 loss in Game 3 of the 2020 NLDS vs. LAD.

2013 RAYS POSTSEASON STATISTICS

BATTERS	AVG	G	AB	R	H	2B	3B	HR	RBI	SH	SF	HBP	BB-I	SO	SB	CS	GDP	OBP	SLG
DeJesus, D	.231	5	13	2	3	1	0	0	1	0	0	2	1-0	6	0	0	1	.375	.308
Escobar, Y	.421	5	19	3	8	2	0	0	2	0	0	0	0-0	1	0	0	1	.421	.526
Fuld, S	.000	2	1	1	0	0	0	0	0	0	0	0	0-0	1	0	0	0	.000	.000
Jennings, D	.313	5	16	1	5	1	0	0	2	0	0	0	2-0	3	1	0	0	.389	.375
Johnson, K	.333	2	3	0	1	0	1	0	0	0	0	0	0-0	2	0	0	0	.333	1.000
Joyce, M	.000	4	8	0	0	0	0	0	0	0	0	0	0-0	4	0	0	0	.000	.000
Kiermaier, K	.000	1	0	0	0	0	0	0	0	0	0	0	0-0	0	0	0	0	.000	.000
Lobaton, J	.286	4	7	1	2	0	0	1	1	0	0	0	0-0	2	0	0	0	.286	.714
Loney, J	.375	5	16	1	6	2	0	0	2	0	0	1	2-0	3	0	0	2	.474	.500
Longoria, E	.176	5	17	2	3	0	0	1	3	0	0	0	3-0	6	0	0	1	.300	.353
McGee, J	.000	1	0	0	0	0	0	0	0	0	0	0	0-0	0	0	0	0	.000	.000
Molina, J	.000	4	8	0	0	0	0	0	0	0	0	0	1-0	4	0	1	0	.111	.000
Myers, W	.100	5	20	0	2	0	0	0	0	0	0	0	1-0	7	0	0	0	.143	.100
Rodney, F	.000	1	0	0	0	0	0	0	0	0	0	0	0-0	0	0	0	0	.000	.000
Rodriguez, S	.167	4	6	1	1	0	0	1	1	0	0	0	0-0	0	0	0	0	.167	.667
Young, D	.273	5	11	1	3	0	0	1	3	0	1	0	1-1	1	0	0	0	.308	.545
Zobrist, B	.167	5	18	3	3	0	0	1	1	0	0	0	2-0	4	0	0	1	.250	.333
Team Total	.227	5	163	16	37	6	1	5	16	0	1	3	13-1	33	1	1	6	.294	.368

PITCHERS	W	L	ERA	G	GS	CG	SHO	SV	IP	H	R	ER	HR	HB	BB-I	SO	WP	BK
Archer, C	0	0	0.00	2	0	0	0	0	1.2	1	0	0	0	0	0-0	2	0	0
Cobb, A	1	0	1.54	2	2	0	0	0	11.2	13	3	2	0	1	3-0	10	1	0
Hellickson, J	0	0	0.00	1	1	0	0	0	1.0	1	0	0	0	0	2-0	0	0	0
McGee, J	0	1	6.00	4	0	0	0	0	3.0	3	2	2	0	0	3-1	3	0	0
Moore, M	0	1	9.95	2	1	0	0	0	6.1	9	8	7	0	1	3-1	7	1	0
Peralta, J	0	0	0.00	3	0	0	0	0	3.1	3	0	0	0	0	1-0	4	1	0
Price, D	0	1	9.00	1	1	0	0	0	7.0	9	7	7	2	0	2-0	5	0	0
Rodney, F	1	0	7.71	3	0	0	0	0	2.1	1	2	2	0	1	3-0	4	1	0
Torres, A	0	0	0.00	3	0	0	0	0	4.0	2	0	0	0	1	0-0	5	0	0
Wright, J	0	0	18.00	2	0	0	0	0	2.0	4	4	4	0	0	3-0	1	0	0
Wright, W	0	0	0.00	2	0	0	0	0	0.2	1	0	0	0	0	1-1	1	0	0
Team Total	2	3	5.02	5	5	0	1	0	43.0	47	26	24	2	4	21-3	42	4	0



2011 RAYS POSTSEASON REVIEW

THIRD TIME IN FOUR YEARS

The Rays advanced to the postseason for the third time in a span of four seasons (2008-11), first time as the AL Wild Card... during that span only two other teams made as many postseason appearances: Phillies (4) and Yankees (3)... the Rays became the third major league team and first AL team to advance to the postseason after starting the season 0-6, and just the second major league team to advance to the postseason after starting 1-8...the 1995 Reds won the NL Central after starting 0-6 and 1-8, and the 1974 Pirates won the NL East after starting 0-6.

ALDS vs. TEXAS

RANGERS WIN 3-1

DATE	SCORE	WINNER	LOSER	ATT
9/30	W, 9-0	Moore	Wilson	50,498
10/1	L, 6-8	Holland	Shields	51,351
10/3	L, 3-4	Lewis	Price	32,828
10/4	L, 3-4	Harrison	Hellickson	28,299

BOLD INDICATES HOME GAME



! MATT MOORE !

SKIP MILOS / TAMPA BAY RAYS

HISTORIC COMEBACK

The Rays became the first team in major league history to be at least 9 GB of a playoff berth in September and make the postseason...the Rays were 9 GB of playoff contention on Sept. 3...the 2011 World Series champion Cardinals were 8.5 GB on Sept. 5...the Rays were 16-8 and the Red Sox were 6-18 over the last 24 games of the regular season, starting Sept. 4.

RAYS vs. RANGERS, PART II

For the second year in a row, the Rays lost to the Rangers in the ALDS...the Rays actually outscored the Rangers, 21-16, but lost the series, 3-1...in these two series, the visiting teams went 8-1...the Rays went 3-1 with 26 runs and 21 XBH at Texas, but 0-5 with 8 runs and 8 XBH at home.

MATT MOORE

At 22 years, 104 days, Matt Moore became the youngest starting pitcher in major league history to win his team's first game of the postseason...that mark was previously held by CIN Gary Nolan (22.129) in the 1970 NLCS... Moore did not allow a run in 7 IP in the Rays 9-0 win in Game 1...he allowed 2 hits, 2 BB and recorded 6 SO while throwing 98 pitches.

- Moore became the fifth rookie starter to win his team's first game of the postseason and the first to do it since NYY Jim Beattie in Game 1 of the 1978 ALCS at KC...he also became the first rookie in major league history to go at least 7 IP and allow no runs and 2 hits (or fewer) in a postseason game...he remains the 2nd-youngest pitcher to ever do that, behind NYY Waite Hoyt (22.027) in Game 2 of the 1921 World Series vs. the New York Giants.

POSTSEASON ROSTER

Manager & Coaches

- 70 Joe Maddon (Manager)
- 46 Stan Boroski (Asst. Pitching)
- 6 Tom Foley (3B)
- 25 George Hendrick (1B)
- 48 Jim Hickey (Pitching)
- 4 Dave Martinez (Bench)
- 7 Bobby Ramos (Bullpen)
- 17 Derek Shelton (Hitting)
- 63 Don Zimmer (Sr. Advisor)

Pitchers

- 37 Juan Cruz (R)
- 40 Wade Davis (R)
- 43 Kyle Farnsworth (R)
- 47 Brandon Gomes (R)
- 58 Jeremy Hellickson (R)
- 74 J.P. Howell (L)
- 57 Jake McGee (L)
- 55 Matt Moore (L)
- 62 Joel Peralta (R)
- 14 David Price (L)
- 33 James Shields (R)

Catchers

- 28 John Jaso
- 31 José Lobaton
- 10 Kelly Shoppach

Infielders

- 15 Reid Brignac
- 9 Elliot Johnson
- 11 Casey Kotchman
- 3 Evan Longoria
- 1 Sean Rodriguez
- 18 Ben Zobrist

Outfielders

- 22 Johnny Damon
- 5 Sam Fuld
- 8 Desmond Jennings
- 20 Matt Joyce
- 2 B.J. Upton

Field Staff

- Ron Porterfield (Head Athletic Trainer)
- Paul Harker (Asst. Athletic Trainer)
- Mark Vinson (Asst. Athletic Trainer)
- Kevin Barr (Strength & Cond. Coord.)
- Chris Fernandez (Video Coord.)
- 77 Scott Cursi (Bullpen Catcher)



♦ His .091 opp avg. (3-for-33) remains the 2nd-lowest by a rookie in the postseason (min. 10 IP), topped only by PIT Bruce Kison in 1971 (.088)...remains one of 15 rookies all-time to post a sub-1.00 ERA in the postseason (min. 10 IP)...he was the first to do that since NYY Orlando Hernández in 1998.

JAMES SHIELDS

Started and lost Game 2 of the ALDS at TEX, 8-6... he took a 3-0 lead into the 4th inning but allowed 5 runs that frame, which included 2 HBP and 2 WP... he remains the only pitcher in major league history with 2 HBP and 2 WP in a postseason game... it was the first time in his career (in 190 regular and postseason starts) with 2 HBP in an inning and only the second time he threw 2 WP in an inning, following July 6, 2007 at KC.

REMARKABLE ROOKIES

Matt Moore and Jeremy Hellickson started Game 1 and Game 4 of the ALDS...the Rays were the 10th team and first since the 2007 Rockies to use two rookie starters in the postseason...the Rays had seven rookies on their 25-man postseason roster.

2011 RAYS POSTSEASON STATISTICS

BATTERS	AVG	G	AB	R	H	2B	3B	HR	RBI	SH	SF	HBP	BB-I	SO	SB	CS	GDP	OBP	SLG
Brignac, R	.000	3	1	0	0	0	0	0	0	0	0	0	1-0	0	0	0	0	.500	.000
Damon, J	.235	4	17	3	4	0	0	1	3	0	0	0	0-0	4	0	0	0	.235	.412
Fuld, S	.000	3	3	0	0	0	0	0	0	0	0	0	0-0	1	0	0	0	.000	.000
Jaso, J	.000	2	4	0	0	0	0	0	0	0	0	0	0-0	1	0	0	0	.000	.000
Jennings, D	.333	4	15	3	5	1	0	2	2	0	0	0	3-0	1	0	0	0	.444	.800
Johnson, E	.000	1	0	0	0	0	0	0	0	0	0	0	0-0	0	0	0	0	.000	.000
Joyce, M	.200	4	15	1	3	1	0	1	4	0	0	0	1-0	5	0	0	0	.250	.467
Kotchman, C	.250	4	16	1	4	1	0	0	2	0	0	0	0-0	1	0	0	0	.250	.313
Longoria, E	.188	4	16	2	3	0	0	1	3	0	0	0	2-0	8	0	0	0	.278	.375
Rodríguez, S	.167	4	12	3	2	1	0	0	1	0	0	0	2-0	0	0	0	0	.286	.250
Shoppach, K	.400	4	10	3	4	0	0	2	6	0	0	0	1-0	4	0	0	1	.455	1.000
Upton, B	.286	4	14	3	4	3	0	0	0	0	0	0	4-0	6	1	2	0	.444	.500
Zobrist, B	.235	4	17	2	4	0	0	0	0	0	0	1	0-0	4	0	0	0	.278	.235
Team Total	.236	4	140	21	33	7	0	7	21	0	0	1	14-0	35	1	2	1	.310	.436

PITCHERS	W	L	ERA	G	GS	CG	SHO	SV	IP	H	R	ER	HR	HB	BB-I	SO	WP	BK
Cruz, J	0	0	0.00	2	0	0	0	0	2.0	1	0	0	0	0	2-1	2	0	0
Davis, W	0	0	0.00	2	0	0	0	0	2.1	1	0	0	0	0	1-0	1	0	0
Gomes, B	0	0	7.71	3	0	0	0	0	2.1	1	2	2	1	0	2-0	3	0	0
Hellickson, J	0	1	6.75	1	1	0	0	0	4.0	4	3	3	3	0	1-0	1	0	0
Howell, J	0	0	---	1	0	0	0	0	0.0	1	0	0	0	0	0-0	0	0	0
McGee, J	0	0	0.00	1	0	0	0	0	0.1	0	0	0	0	1	0-0	0	0	0
Moore, M	1	0	0.90	2	1	0	0	0	10.0	3	1	1	1	1	3-0	8	1	0
Peralta, J	0	0	0.00	3	0	0	0	0	2.1	1	0	0	0	0	2-0	0	0	0
Price, D	0	1	4.05	1	1	0	0	0	6.2	7	3	3	1	0	1-0	3	1	0
Shields, J	0	1	12.60	1	1	0	0	0	5.0	8	7	7	0	2	0-0	6	2	0
Team Total	1	3	4.11	4	4	0	1	0	35.0	27	16	16	6	4	12-1	24	4	0



2010 RAYS POSTSEASON REVIEW

2010 POSTSEASON

The Rays won the AL East for the second time in three seasons...after the current divisional format was adopted in 1994, the Rays became the first team other than the Yankees to win two AL East titles in a full 162-game season...with 96 wins, the Rays led the AL in wins for the first time and finished 2nd in the majors to the Phillies (97)...in addition, the Rays became:

- The first team in major league history to endure 10 straight losing seasons, then make the postseason in two of the next three seasons.
- The first team to average 90-plus wins over three consecutive seasons after 10 straight losing seasons.
- The fourth team to average 90-plus wins over three seasons after averaging 90-plus losses the three previous seasons, joining the 1996–2001 Athletics, 1975–80 Brewers and 1988–93 Braves.

ALDS vs. TEXAS

RANGERS WIN 3-2

DATE	SCORE	WINNER	LOSER	ATT
10/6	L, 1-5	Lee	Price	35,474
10/7	L, 0-6	Wilson	Shields	35,535
10/9	W, 6-3	Benoit	Oliver	51,746
10/10	W, 5-2	Davis	Hunter	49,218
10/12	L, 1-5	Lee	Price	41,845

BOLD INDICATES HOME GAME



DAVID PRICE

SKIP MILLOS / TAMPA BAY RAYS

POSTSEASON ROSTER

Manager & Coaches

- 70 Joe Maddon (Manager)
- 46 Stan Boroski (Asst. Pitching)
- 6 Tom Foley (3B)
- 25 George Hendrick (1B)
- 48 Jim Hickey (Pitching)
- 4 Dave Martinez (Bench)
- 7 Bobby Ramos (Bullpen)
- 17 Derek Shelton (Hitting)
- 62 Don Zimmer (Sr. Advisor)

Pitchers

- 50 Grant Balfour (R)
- 53 Joaquin Benoit (R)
- 36 Randy Choate (L)
- 40 Wade Davis (R)
- 22 Matt Garza (R)
- 34 Jeff Niemann (R)
- 14 David Price (L)
- 55 Chad Qualls (R)
- 33 James Shields (R)
- 29 Rafael Soriano (R)
- 35 Dan Wheeler (R)

Catchers

- 28 John Jaso
- 10 Kelly Shoppach

Infielders

- 16 Willy Aybar^[1]
- 8 Jason Bartlett
- 15 Reid Brignac
- 24 Dan Johnson
- 3 Evan Longoria
- 23 Carlos Peña
- 1 Sean Rodriguez

Outfielders

- 5 Rocco Baldelli
- 13 Carl Crawford
- 27 Desmond Jennings
- 20 Matt Joyce
- 2 B.J. Upton
- 18 Ben Zobrist

Field Staff

- Ron Porterfield
(Head Athletic Trainer)
- Paul Harker
(Asst. Athletic Trainer)
- Nick Paparesta
(Asst. Athletic Trainer)
- Kevin Barr
(Strength & Cond. Coord.)
- Chris Fernandez
(Video Coord.)
- 77 Scott Cursi
(Bullpen Catcher)

[1] REPLACED INJURED ROCCO BALDELLI ON ALDS ROSTER PRIOR TO GAME 2

RANGERS DEFEAT RAYS IN ALDS

For the first time in major league history, the road team won every game of a postseason series...the Rays became the first team in major league history to lose three home games in any 5-game postseason series...it was the first ALDS to reach 5 games in five years—since the Angels won at home over the Yankees in 2005.

- The Rays became the third team to force a Game 5 in a best-of-five series after losing the first 2 games of the series at home...the 1981 Brewers (vs. New York) and 2001 Yankees (vs. Oakland) did it before them...a Division Series was necessary in 1981 due to the split season.
- The Rays became the 11th team to force a Game 5 in a 5-game series after losing the first 2 games (home or road)...the Rays were the first team since the 1981 Brewers to force a Game 5 after an 0-2 start and lose Game 5.

DAVID PRICE AND CLIFF LEE

Price had 14 SO and 0 BB in the series, and Lee had 21 SO and 0 BB...no pitchers in baseball history have totaled more strikeouts without allowing a walk in a postseason series than Lee and Price...ATL Kevin Millwood (2002 NLDS) and CLE Andrew Miller (2016 ALCS) have since tied Price's mark.



- Price lost to Lee twice at home in the series, posting a 4.97 ERA (12.2-IP, 7-ER)...he went 9-2 with a 1.96 ERA (114.2-IP, 25-ER) at home during the regular season...prior to the series, he was 4-0 with a 1.79 ERA (45.1-IP, 9-ER) in 7 starts vs. former Cy Young Award winners, and the Rays won all 7 games.
- At the time, Lee set an ALDS record with 21 SO and tied SD Kevin Brown in 1998 for the overall LDS record...this record is now held by HOU Gerrit Cole (25) in 2019...Rangers pitching set a Division Series record at the time with 55 SO, topping the 1998 Padres (49 SO vs. HOU)...Cleveland in 2001 (48 vs. SEA) held the previous ALDS record...the Rangers staff posted a 2.40 ERA (45-IP, 12-ER), including a 1.15 ERA (31.1-IP, 4-ER) by Rangers starters.

ODDS AND ENDS

- The battery of Wade Davis and John Jaso in Game 4 marked the first time in 63 years a team started a rookie pitcher and a rookie catcher in a postseason win...in Game 7 of the 1947 World Series, the Yankees defeated the Brooklyn Dodgers, 5-2, with a battery of Spec Shea and Yogi Berra.
- Carlos Peña became the first player in history with a single, double, triple and home run in four consecutive postseason at-bats (last 2 AB of Game 3 and first 2 AB of Game 4).

2010 RAYS POSTSEASON STATISTICS

BATTERS	AVG	G	AB	R	H	2B	3B	HR	RBI	SH	SF	HBP	BB-I	SO	SB	CS	GDP	OBP	SLG
Aybar, W	.167	3	6	0	1	1	0	0	0	0	0	0	0-0	2	0	0	0	.167	.333
Baldelli, R	.000	1	3	0	0	0	0	0	0	0	0	0	0-0	2	0	0	0	.000	.000
Bartlett, J	.400	5	15	0	6	1	0	0	0	0	0	1	1-0	1	0	0	0	.471	.467
Brignac, R	.000	2	3	0	0	0	0	0	0	0	0	0	0-0	3	0	0	0	.000	.000
Crawford, C	.143	5	21	1	3	0	0	1	1	0	0	0	0-0	4	1	0	1	.143	.286
Jaso, J	.300	3	10	0	3	0	0	0	1	0	0	0	1-0	2	0	0	0	.364	.300
Jennings, D	.000	2	2	1	0	0	0	0	0	0	0	0	0-0	1	0	0	0	.000	.000
Johnson, D	.222	5	9	1	2	1	0	0	0	0	0	0	3-0	4	0	0	1	.417	.333
Joyce, M	.222	4	9	0	2	0	0	0	0	0	0	0	0-0	4	1	0	0	.222	.222
Longoria, E	.200	5	20	2	4	2	0	1	2	0	0	0	1-0	4	0	0	0	.238	.450
Pena, C	.286	4	14	4	4	1	1	1	4	0	0	0	3-0	7	0	0	0	.412	.714
Rodríguez, S	.200	4	10	2	2	0	0	0	0	0	0	0	0-0	5	0	0	0	.200	.200
Shoppach, K	.000	3	9	0	0	0	0	0	0	0	0	0	1-0	3	0	0	0	.100	.000
Upton, B	.190	5	21	0	4	2	0	0	2	0	0	0	0-0	7	2	0	0	.190	.286
Zobrist, B	.300	5	20	2	6	2	0	1	2	0	0	0	2-0	6	0	0	0	.364	.550
Team Total	.215	5	172	13	37	10	1	4	12	0	0	1	12-0	55	4	0	2	.270	.355

PITCHERS	W	L	ERA	G	GS	CG	SHO	SV	IP	H	R	ER	HR	HB	BB-I	SO	WP	BK
Balfour, G	0	0	0.00	3	0	0	0	0	3.2	2	0	0	0	0	0-0	1	0	0
Benoit, J	1	0	0.00	3	0	0	0	0	3.2	0	0	0	0	0	0-0	3	0	0
Choate, R	0	0	0.00	3	0	0	0	0	1.0	0	0	0	0	0	0-0	0	0	0
Davis, W	1	0	3.60	1	1	0	0	0	5.0	7	2	2	1	0	3-0	7	0	0
Garza, M	0	0	1.50	1	1	0	0	0	6.0	5	2	1	1	0	2-0	4	0	0
Niemann, J	0	0	0.00	1	0	0	0	0	3.0	1	0	0	0	0	1-0	4	0	0
Price, D	0	2	4.97	2	2	0	0	0	12.2	17	8	7	2	0	0-0	14	0	0
Qualls, C	0	0	10.80	2	0	0	0	0	1.2	4	2	2	1	0	0-0	0	0	0
Shields, J	0	1	8.31	1	1	0	0	0	4.1	4	4	4	1	2	0-0	2	0	0
Soriano, R	0	0	9.00	3	0	0	0	1	3.0	4	3	3	2	0	0-0	1	0	0
Wheeler, D	0	0	0.00	1	0	0	0	0	1.0	0	0	0	0	0	0-0	2	0	0
Team Total	2	3	3.80	5	5	0	0	1	45.0	44	21	19	8	2	6-0	38	0	0



2008 RAYS POSTSEASON REVIEW

2008 POSTSEASON

Only one team in major league history lost more games than the Rays (96) the year before going to the World Series: the 1991 Braves, who were 65-97...the Rays were the second team in major league history and the fifth team in the four major sports to advance to its league's championship series the year after having the worst record in the league...the others to do that: 1991 Braves, 1958-59 Minneapolis Lakers, 1958-59 Toronto Maple Leafs and 1949-50 New York Rangers.

RAYS SET A.L. POSTSEASON HOMER MARK

The Rays hit 26 HR in the postseason, an AL record at the time...the previous record was 24, by the Angels in 2002...that mark remained one shy of the major league record until the 2020 postseason, when the Rays hit 34 HR and the Dodgers hit 30 HR...ten different players hit a postseason homer for the Rays.

- The Rays hit 16 HR in the ALCS, most in LCS history, ahead of the Astros (14) in 2004...this has since been tied by the 2020 Dodgers... they belted 13 HR from Games 2-5, most home runs over a 4-game stretch in postseason history...the Yankees tied this mark in the 2020 postseason.
- B.J. Upton's 7 HR in the postseason fell 1 HR shy of the major league record for a single postseason at the time (8, SF Barry Bonds in 2002, HOU Carlos Beltran in 2004)...four of his 7 HR came in the ALCS, tying the LCS record at the time...he became the first player to hit 5 HR (or more) in the postseason after hitting 10 HR (or fewer) during the regular season.
- Evan Longoria's 6 HR were a major league rookie record for a single postseason, until TB Randy Arozarena (10) broke it in 2020...the previous record was

ALDS vs. CHICAGO

RAYS WIN 3-1

DATE	SCORE	WINNER	LOSER	ATT
10/2	W, 6-4	Shields	Vazquez	35,041
10/3	W, 6-2	Kazmir	Buehrle	35,257
10/5	L, 3-5	Danks	Garza	40,142
10/6	W, 6-2	Sonnanstine	Floyd	40,454

ALCS vs. BOSTON

RAYS WIN 4-3

DATE	SCORE	WINNER	LOSER	ATT
10/10	L, 0-2	Matsuzaka	Shields	35,001
10/11	W, 9-8 (11)	Price	Timlin	34,904
10/13	W, 9-1	Garza	Lester	38,031
10/14	W, 13-4	Sonnanstine	Wakefield	38,133
10/16	L, 7-8	Masterson	Howell	38,437
10/18	L, 2-4	Beckett	Shields	40,947
10/19	W, 3-1	Garza	Lester	40,473

WORLD SERIES vs. PHILADELPHIA

PHILLIES WIN 4-1

DATE	SCORE	WINNER	LOSER	ATT
10/22	L, 2-3	Hamels	Kazmir	40,783
10/23	W, 4-2	Shields	Myers	40,843
10/25	L, 4-5	Romero	Howell	45,900
10/26	L, 2-10	Blanton	Sonnanstine	45,903
10/27	L, 3-4	Romero	Howell	45,940

BOLD INDICATES HOME GAME



! MATT GARZA !

SKIP MILLOS / TAMPA BAY RAYS

POSTSEASON ROSTER

Manager & Coaches

- 70 Joe Maddon (Manager)
- 17 Brian Anderson (Asst. Pitching)
- 72 Tim Bogar (Quality Assurance)
- 6 Tom Foley (3B)
- 55 Steve Henderson (Hitting)
- 25 George Hendrick (1B)
- 48 Jim Hickey (Pitching)
- 4 Dave Martinez (Bench)
- 7 Bobby Ramos (Bullpen)
- 61 Don Zimmer (Sr. Advisor)

Pitchers

- 50 Grant Balfour (R)
- 53 Chad Bradford (R)
- 22 Matt Garza (R)
- 39 J.P. Howell (L)
- 36 Edwin Jackson (R)^[2]
- 19 Scott Kazmir (L)
- 57 Trevor Miller (L)
- 14 David Price (L)
- 33 James Shields (R)
- 21 Andy Sonnanstine (R)
- 35 Dan Wheeler (R)

Catchers

- 41 Michel Hernández
- 20 Dioner Navarro

Infielders

- 16 Willy Aybar
- 8 Jason Bartlett
- 1 Akinori Iwamura
- 3 Evan Longoria
- 23 Carlos Peña
- 18 Ben Zobrist

Outfielders

- 5 Rocco Baldelli
- 13 Carl Crawford
- 26 Gabe Gross
- 32 Eric Hinske^[1]
- 38 Fernando Perez
- 2 B.J. Upton

Designated Hitter

- 15 Cliff Floyd

Field Staff

- Ron Porterfield (Head Athletic Trainer)
- Paul Harker (Asst. Athletic Trainer)
- Mark Vinson (Asst. Athletic Trainer)
- Kevin Barr (Strength & Cond. Coord.)
- Chris Fernandez (Video Coord.)
- 77 Scott Cursi (Bullpen Catcher)

[1]ALDS, WS ROSTER ONLY;
REPLACED INJURED CLIFF FLOYD ON
WS ROSTER PRIOR TO GAME 4
[2]ALCS, WS ROSTER ONLY



4 HR, by FLA Miguel Cabrera in 2003...four of his 6 HR came in the ALCS, tying the LCS record at the time...all 4 HR in the ALCS came in consecutive games (Games 2-5), which remains tied for a LCS record...he turned 23 on Oct. 7, the youngest player in major league history to hit 6 HR (or more) in a single postseason.

and Game 7 for the Rays...it was the 11th time that a pitcher won ALCS MVP honors (10th different pitcher)...at 24, Garza became the youngest pitcher to ever win ALCS MVP honors, passing Mike Boddicker (26) of the 1983 Orioles.

RAYS SET POSTSEASON STEAL MARK

The Rays recorded 24 SB in the postseason, which remains a major league record ahead of the 1992 Braves (20) and 1975 Reds (20)...the Rays were caught just three times in 16 games.

DAVID PRICE

The 23-year-old top overall selection of the 2007 Amateur Draft became the quickest No. 1 overall pick to play in the World Series...he earned his first win at the major league level in Game 2 of the ALCS vs. BOS and recorded the final 4 outs in Game 7 for his first career save...at the time, he was the third rookie pitcher to record a win and a save in the same postseason series.

ALCS MVP MATT GARZA

Matt Garza went 2-0 with a 1.38 ERA (13-IP, 8-H, 2-ER, 6-BB, 14-SO) in the ALCS...he won Game 3


2008 RAYS POSTSEASON STATISTICS

BATTERS	AVG	G	AB	R	H	2B	3B	HR	RBI	SH	SF	HBP	BB-I	SO	SB	CS	GDP	OBP	SLG
Aybar, W	.353	14	34	5	12	2	0	2	7	1	1	0	1-0	6	0	0	0	.361	.588
Baldelli, R	.200	8	20	4	4	0	0	2	6	0	0	0	3-0	5	0	0	0	.304	.500
Bartlett, J	.235	16	51	8	12	1	1	1	3	1	0	2	4-0	10	2	0	2	.316	.353
Crawford, C	.290	16	62	9	18	3	1	2	8	0	0	1	3-0	10	7	0	0	.333	.468
Floyd, C	.222	7	18	3	4	1	0	1	2	0	0	0	0-0	7	0	0	0	.222	.444
Garza, M	.000	1	2	0	0	0	0	0	0	0	0	0	0-0	0	0	0	0	.000	.000
Gross, G	.053	10	19	0	1	0	0	0	2	0	1	0	3-0	7	2	0	1	.174	.053
Hinske, E	.500	2	2	1	1	0	0	1	1	0	0	0	0-0	1	0	0	0	.500	2.000
Iwamura, A	.273	16	66	8	18	4	1	1	5	0	0	0	7-1	12	2	0	0	.342	.409
Kazmir, S	.000	1	2	0	0	0	0	0	0	0	0	0	0-0	2	0	0	0	.000	.000
Longoria, E	.194	16	62	10	12	3	0	6	13	0	0	0	5-0	20	1	0	3	.254	.532
Navarro, D	.293	16	58	4	17	4	0	0	5	0	0	0	4-0	11	0	1	2	.339	.362
Pena, C	.264	15	53	9	14	2	0	3	10	0	0	0	10-2	17	3	2	1	.381	.472
Perez, F	.111	5	9	2	1	0	0	0	0	0	0	0	0-0	2	1	0	0	.111	.111
Sonnanstine, A	1.000	1	1	0	1	0	0	0	0	0	0	0	0-0	0	0	0	0	1.000	1.000
Upton, B	.288	16	66	16	19	1	1	7	16	0	1	0	5-1	16	6	0	4	.333	.652
Zobrist, B	.091	7	11	0	1	0	0	0	0	0	0	0	2-0	0	0	0	0	.231	.091
Team Total	.252	16	536	79	135	21	4	26	78	3	3	3	47-4	126	24	3	13	.314	.451

PITCHERS	W	L	ERA	G	GS	CG	SHO	SV	IP	H	R	ER	HR	HB	BB-I	SO	WP	BK
Balfour, G	0	0	6.23	10	0	0	0	0	8.2	11	6	6	2	1	8-3	7	1	0
Bradford, C	0	0	1.13	7	0	0	0	0	8.0	6	1	1	0	0	3-1	3	0	0
Garza, M	2	1	3.96	4	4	0	0	0	25.0	21	11	11	4	1	12-0	25	2	0
Howell, J	0	3	3.00	12	0	0	0	0	12.0	9	4	4	0	2	4-1	17	1	0
Jackson, E	0	0	2.08	3	0	0	0	0	4.1	2	1	1	1	0	3-1	5	0	0
Kazmir, S	1	1	4.21	5	5	0	0	0	25.2	26	12	12	4	3	18-0	22	1	0
Miller, T	0	0	10.80	6	0	0	0	0	1.2	2	2	2	1	0	3-0	2	0	0
Price, D	1	0	1.59	5	0	0	0	1	5.2	2	2	1	1	0	4-0	8	0	0
Shields, J	2	2	2.88	4	4	0	0	0	25.0	28	9	8	3	1	8-0	17	1	0
Sonnanstine, A	2	1	4.24	3	3	0	0	0	17.0	15	11	8	4	0	5-0	8	0	0
Wheeler, D	0	0	6.23	7	0	0	0	1	8.2	9	6	6	3	0	4-0	9	1	0
Team Total	8	8	3.81	16	16	0	0	2	141.2	131	65	60	23	8	72-6	123	7	0



RAYS OPPONENTS



PATRICK SMITH / GETTY IMAGES

AMERICAN LEAGUE OPPONENTS



**BALTIMORE
ORIOLES**
A.L. EAST

SERIES FACTS

Last TB 3-Game Sweep, at TB	4/8/22-4/10/22
Last TB 4-Game Sweep, at TB	8/16/21-8/19/21
Last TB 3-Game Sweep, at BAL	8/27/21-8/29/21
Last TB 4-Game Sweep, at BAL	9/22/08-9/24/08
Last BAL 3-Game Sweep, at TB	5/6/14-5/8/14
Last BAL 4-Game Sweep, at TB	N/A
Last BAL 3-Game Sweep, at BAL	7/31/20-8/2/20
Last BAL 4-Game Sweep, at BAL	6/24/16-6/26/16
Largest Crowd at TB	42,486; 5/9/98
Largest Crowd at BAL	47,628; 5/17/98
Most Runs Scored vs. BAL	17, 9/5/07 at TB
Most Runs Allowed vs. BAL	17, 2x-last 5/13/18 at BAL
Largest Margin of Victory	15 (17-2), 9/5/07 at TB
Largest Margin of Defeat	16, 2x, last (1-17), 5/13/18 at BAL
Longest Winning Streak	15, 7/20/21-4/10/22
Longest Losing Streak	8, 4/18/07-8/3/07

ALL-TIME RESULTS

YEAR	OVERALL	HOME	ROAD
1998	7-5	2-4	5-1
1999	7-5	4-2	3-3
2000	5-8	4-3	1-5
2001	9-10	4-5	5-5
2002	9-10	5-5	4-5
2003	11-8	7-2	4-6
2004	8-11	4-6	4-5
2005	6-12	4-5	2-7
2006	6-13	4-6	2-7
2007	7-11	4-5	3-6
2008	15-3	8-1	7-2
2009	10-8	6-3	4-5
2010	11-7	5-4	6-3
2011	9-9	3-6	6-3
2012	8-10	5-4	3-6
2013	13-6	7-3	6-3
2014	7-12	3-6	4-6
2015	9-10	5-8	4-2
2016	6-13	4-5	2-8
2017	11-8	6-3	5-5
2018	11-8	7-2	4-6
2019	12-7	6-3	6-4
2020	6-4	2-0	4-4
2021	18-1	9-1	9-0
2022	10-9	7-2	3-7
2023	5-8	2-4	3-4
Totals	236-216	127-98	109-118



**BOSTON
RED SOX**
A.L. EAST

SERIES FACTS

Last TB 3-Game Sweep, at TB	9/5/22-9/7/22
Last TB 4-Game Sweep, at TB	4/10/23-4/13/23
Last TB 3-Game Sweep, at BOS	7/30/19-8/1/19
Last TB 4-Game Sweep, at BOS	8/10/20-8/13/20
Last BOS 3-Game Sweep, at TB	4/19/19-4/21/19
Last BOS 4-Game Sweep, at TB	9/9/02-9/12/02
Last BOS 3-Game Sweep, at BOS	10/3/22-10/5/22
Last BOS 4-Game Sweep, at BOS	5/25/06-5/28/06
Largest Crowd at TB	41,169; 6/20/98
Largest Crowd at BOS	38,525; 8/16/11
Most Runs Scored vs. BOS	17, 8/13/20 at BOS
Most Runs Allowed vs. BOS	22, 7/23/02 at BOS
Largest Margin of Victory	13 (13-0), 4/30/09 at TB
Largest Margin of Defeat	18 (4-22), 7/23/02 at BOS
Longest Winning Streak	6, 4x, last 7/5/22-7/14/22
Longest Losing Streak	11, 4/6/01-6/26/01

ALL-TIME RESULTS

YEAR	OVERALL	HOME	ROAD
1998	3-9	2-4	1-5
1999	9-4	4-3	5-1
2000	6-6	4-2	2-4
2001	5-14	2-7	3-7
2002	3-16	0-10	3-6
2003	7-12	5-5	2-7
2004	5-14	3-6	2-8
2005	6-13	5-4	1-9
2006	9-10	7-3	2-7
2007	5-13	3-6	2-7
2008	10-8	8-1	2-7
2009	9-9	6-3	3-6
2010	11-7	5-4	6-3
2011	12-6	5-4	7-2
2012	9-9	4-5	5-4
2013	7-12	3-6	4-6
2014	10-9	7-3	3-6
2015	10-9	4-5	6-4
2016	7-12	4-6	3-6
2017	8-11	4-5	4-6
2018	8-11	5-5	3-6
2019	12-7	4-6	8-1
2020	7-3	3-3	4-0
2021	11-8	7-3	4-5
2022	12-7	9-1	3-6
2023	11-2	6-1	5-1
Totals	212-241	119-111	93-130

ORGANIZATION
COACHES & STAFF
40-MAN ROSTER
NON-ROSTER INVITES
RECORDS & HISTORY
OPONENTS
MINOR LEAGUE OPERATIONS
BROADCAST INFORMATION
TROPICANA FIELD & MISC.

American League Opponents





**CHICAGO
WHITE SOX**
A.L. CENTRAL

SERIES FACTS

Last TB 3-Game Sweep, at TB	4/21/23-4/23/23
Last TB 4-Game Sweep, at TB	7/26/10-7/29/10
Last TB 3-Game Sweep, at CWS	4/8/19-4/10/19
Last TB 4-Game Sweep, at CWS	N/A
Last CWS 3-Game Sweep, at TB	8/3/18-8/5/18
Last CWS 4-Game Sweep, at TB	6/25/07-6/28/07
Last CWS 3-Game Sweep, at CWS	7/4/05-7/6/05
Last CWS 4-Game Sweep, at CWS	N/A
Largest Crowd at TB	36,599; 4/4/98
Largest Crowd at CWS	39,024; 7/20/09
Most Runs Scored vs. CWS	14, 4/27/23 at CWS
Most Runs Allowed vs. CWS	13, 2x, last 9/27/16 at CWS
Largest Margin of Victory	12 (12-0), 4/21/10 at CWS
Largest Margin of Defeat	10 (2-12), 4/19/09 at TB
Longest Winning Streak	6, 4/21/23-4/29/23
Longest Losing Streak	6, 6/25/07-4/18/08

ALL-TIME RESULTS

YEAR	OVERALL	HOME	ROAD
1998	6-5	3-3	3-2
1999	4-6	2-2	2-4
2000	4-6	2-4	2-2
2001	2-5	1-2	1-3
2002	3-4	2-2	1-2
2003	3-3	2-1	1-2
2004	2-4	1-2	1-2
2005	2-4	2-1	0-3
2006	3-3	2-1	1-2
2007	1-6	0-4	1-2
2008	6-4	4-3	2-1
2009	2-6	1-3	1-3
2010	4-3	2-2	2-1
2011	4-4	3-1	1-3
2012	3-4	0-3	3-1
2013	5-2	3-0	2-2
2014	2-5	1-2	1-3
2015	5-1	3-0	2-1
2016	3-4	2-1	1-3
2017	3-3	2-1	1-2
2018	2-4	0-3	2-1
2019	4-2	1-2	3-0
2021	3-3	2-1	1-2
2022	2-4	1-2	1-2
2023	6-1	3-0	3-1
Totals	84-96	45-46	39-50



**CLEVELAND
GUARDIANS**
A.L. CENTRAL

SERIES FACTS

Last TB 3-Game Sweep, at TB	7/5/21-7/7/21
Last TB 4-Game Sweep, at TB	N/A
Last TB 3-Game Sweep, at CLE	8/12/05-8/14/05
Last TB 4-Game Sweep, at CLE	N/A
Last CLE 3-Game Sweep, at TB	8/22/03-8/24/03
Last CLE 4-Game Sweep, at TB	6/29/15-7/2/15
Last CLE 3-Game Sweep, at CLE	6/20/16-6/22/16
Last CLE 4-Game Sweep, at CLE	5/25/09-5/28/09
Largest Crowd at TB	40,329; 4/7/00
Largest Crowd at CLE	43,303; 8/27/99
Most Runs Scored vs. CLE	13, 8/24/05 at TB
Most Runs Allowed vs. CLE	20, 5/7/99 at CLE
Largest Margin of Victory	10 (13-3), 8/24/05 at TB
Largest Margin of Defeat	13, 2x, last (0-13), 4/7/13 at TB
Longest Winning Streak	11, 5/25/19-7/24/21
Longest Losing Streak	7, 2x, last 4/22/07-8/18/07

ALL-TIME RESULTS

YEAR	OVERALL	HOME	ROAD
1998	3-7	3-2	0-5
1999	4-5	2-1	2-4
2000	2-8	1-5	1-3
2001	1-5	0-3	1-2
2002	2-4	1-2	1-2
2003	2-5	0-3	2-2
2004	3-3	3-0	0-3
2005	6-4	1-3	5-1
2006	1-6	1-2	0-4
2007	2-8	2-4	0-4
2008	2-5	2-1	0-4
2009	3-5	3-1	0-4
2010	7-2	5-1	2-1
2011	4-2	2-1	2-1
2012	4-4	2-2	2-2
2013	4-2	2-1	2-1
2014	2-4	1-2	1-2
2015	2-5	0-4	2-1
2016	1-5	1-2	0-3
2017	3-4	1-3	2-1
2018	4-2	2-1	2-1
2019	6-1	3-0	3-1
2021	6-1	3-0	3-1
2022	2-4	1-2	1-2
2023	3-3	2-1	1-2
Totals	79-104	44-47	35-57





**DETROIT
TIGERS**
A.L. CENTRAL

SERIES FACTS

Last TB 3-Game Sweep, at TB	3/30/23-4/2/23
Last TB 4-Game Sweep, at TB	7/26/10-7/29/10
Last TB 3-Game Sweep, at DET	N/A
Last TB 4-Game Sweep, at DET	N/A
Last DET 3-Game Sweep, at TB	9/4/09-9/6/09
Last DET 4-Game Sweep, at TB	6/30/16-7/3/16
Last DET 3-Game Sweep, at DET	N/A
Last DET 4-Game Sweep, at DET	N/A
Largest Crowd at TB	45,369; 3/31/98
Largest Crowd at DET	45,768; 4/7/98
Most Runs Scored vs. DET	14, 5/3/99 at TB
Most Runs Allowed vs. DET	18, 5/18/01 at TB
Largest Margin of Victory	10 (12-2), 4/1/23 at TB
Largest Margin of Defeat	16 (2-18), 5/18/01 at TB
Longest Winning Streak	6, 7/26/10-8/10/10
Longest Losing Streak	6, 2x, last 5/21/16-7/3/16

ALL-TIME RESULTS

YEAR	OVERALL	HOME	ROAD
1998	6-5	3-3	3-2
1999	5-4	3-3	2-1
2000	5-4	1-2	4-2
2001	2-4	1-2	1-2
2002	4-2	3-0	1-2
2003	4-2	2-1	2-1
2004	3-3	1-2	2-1
2005	2-5	1-3	1-2
2006	3-5	2-2	1-3
2007	4-3	2-1	2-2
2008	4-3	3-0	1-3
2009	2-5	0-3	2-2
2010	6-1	4-0	2-1
2011	1-6	1-3	0-3
2012	2-5	1-3	1-2
2013	3-3	2-1	1-2
2014	4-3	1-2	3-1
2015	3-3	2-1	1-2
2016	1-6	0-4	1-2
2017	5-2	3-0	2-2
2018	4-2	3-0	1-2
2019	4-2	2-1	2-1
2021	3-4	2-2	1-2
2022	5-2	2-1	3-1
2023	5-1	3-0	2-1
Totals	90-85	48-40	42-45



**HOUSTON
ASTROS**
A.L. WEST

SERIES FACTS

Last TB 3-Game Sweep, at TB	7/10/15-7/12/15
Last TB 4-Game Sweep, at TB	N/A
Last TB 3-Game Sweep, at HOU	6/24/11-6/26/11
Last TB 4-Game Sweep, at HOU	N/A
Last HOU 3-Game Sweep, at TB	9/19/22-9/21/22
Last HOU 4-Game Sweep, at TB	N/A
Last HOU 3-Game Sweep, at HOU	6/6/03-6/8/03
Last HOU 4-Game Sweep, at HOU	N/A
Largest Crowd at TB	29,953; 6/21/08
Largest Crowd at HOU	43,409; 6/20/18
Most Runs Scored vs. HOU	14, 6/26/11 at HOU
Most Runs Allowed vs. HOU	17, 7/29/23 at HOU
Largest Margin of Victory	12 (12-0), 7/1/13 at HOU
Largest Margin of Defeat	14 (1-15), 8/27/19 at HOU
Longest Winning Streak	7, 5/22/10-7/2/13
Longest Losing Streak	4, 2x, last 9/30/21-9/21/22

ALL-TIME RESULTS

YEAR	OVERALL	HOME	ROAD
2003	0-3	0-0	0-3
2008	1-2	1-2	0-0
2010	2-1	0-0	2-1
2011	3-0	0-0	3-0
2013	5-2	2-1	3-1
2014	5-2	3-1	2-1
2015	5-2	3-0	2-2
2016	3-3	2-1	1-2
2017	4-3	1-2	3-1
2018	4-3	3-1	1-2
2019	4-3	3-1	1-2
2021	2-4	1-2	1-2
2022	1-5	0-3	1-2
2023	3-3	1-2	2-1
Totals	42-36	20-16	22-20

ORGANIZATION

COACHES & STAFF

40-MAN ROSTER

NON-ROSTER INVITES

RECORDS & HISTORY

OPPONENTS
American League Opponents

MINOR LEAGUE OPERATIONS

BROADCAST INFORMATION

TROPICANA FIELD & MISC.





**KANSAS CITY
ROYALS**
A.L. CENTRAL

SERIES FACTS

Last TB 3-Game Sweep, at TB	6/2/09-6/4/09
Last TB 4-Game Sweep, at TB	8/20/18-8/23/18
Last TB 3-Game Sweep, at KC	5/14/18-5/16/18
Last TB 4-Game Sweep, at KC	7/27/00-7/30/00
Last KC 3-Game Sweep, at TB	8/21/98-8/23/98
Last KC 4-Game Sweep, at TB	N/A
Last KC 3-Game Sweep, at KC	5/30/16-6/1/16
Last KC 4-Game Sweep, at KC	7/7/15-7/9/15
Largest Crowd at TB	36,973; 8/1/09
Largest Crowd at KC	38,709; 8/2/03
Most Runs Scored vs. KC	14, 4/20/21 at KC
Most Runs Allowed vs. KC	12, 7/8/07 at KC
Largest Margin of Victory	12, 2x, last (12-0), 8/28/17 at KC
Largest Margin of Defeat	10, 2x, last (1-11), 8/26/13 at KC
Longest Winning Streak	10, 8/30/17-4/23/19
Longest Losing Streak	7, 7/9/14-8/29/15

ALL-TIME RESULTS

YEAR	OVERALL	HOME	ROAD
1998	3-8	0-5	3-3
1999	8-2	5-1	3-1
2000	5-5	1-3	4-2
2001	2-4	2-1	0-3
2002	2-4	1-2	1-2
2003	3-4	2-2	1-2
2004	6-3	4-2	2-1
2005	5-3	4-0	1-3
2006	5-1	3-0	2-1
2007	3-4	2-2	1-2
2008	5-3	3-1	2-2
2009	9-1	6-1	3-0
2010	4-4	2-2	2-2
2011	5-2	4-0	1-2
2012	2-4	2-1	0-3
2013	1-6	1-3	0-3
2014	2-4	1-2	1-2
2015	1-6	1-2	0-4
2016	2-5	2-2	0-3
2017	3-4	1-3	2-1
2018	7-0	4-0	3-0
2019	4-3	2-1	2-2
2021	4-2	2-1	2-1
2022	4-3	3-1	1-2
2023	4-3	2-2	2-1
Totals	99-88	60-40	39-48



**LOS ANGELES
ANGELS**
A.L. WEST

SERIES FACTS

Last TB 3-Game Sweep, at TB	7/31/18-8/2/18
Last TB 4-Game Sweep, at TB	N/A
Last TB 3-Game Sweep, at LAA	5/6/16-5/8/16
Last TB 4-Game Sweep, at LAA	5/3/21-5/6/21
Last LAA 3-Game Sweep, at TB	9/3/02-9/5/02
Last LAA 4-Game Sweep, at TB	N/A
Last LAA 3-Game Sweep, at LAA	8/10/09-8/12/09
Last LAA 4-Game Sweep, at LAA	5/6/04-5/9/04
Largest Crowd at TB	33,395; 4/25/98
Largest Crowd at LAA	44,125; 7/15/06
Most Runs Scored vs. LAA	18, 8/19/23 (G2) at LAA
Most Runs Allowed vs. LAA	15, 7/26/06 at TB
Largest Margin of Victory	14 (18-4), 8/19/23 at LAA
Largest Margin of Defeat	12 (0-12), 5/10/22 at LAA
Longest Winning Streak	6, 4x, last 5/11/22-8/18/23
Longest Losing Streak	6, 6/6/06-7/24/06

ALL-TIME RESULTS

YEAR	OVERALL	HOME	ROAD
1998	5-6	1-4	4-2
1999	5-7	3-3	2-4
2000	6-6	4-2	2-4
2001	2-7	1-5	1-2
2002	1-8	0-3	1-5
2003	3-6	2-4	1-2
2004	1-6	1-2	0-4
2005	5-4	3-0	2-4
2006	2-7	2-4	0-3
2007	2-6	2-1	0-5
2008	6-3	5-1	1-2
2009	2-4	2-1	0-3
2010	5-4	1-2	4-2
2011	4-4	1-4	3-0
2012	9-1	3-0	6-1
2013	3-4	1-2	2-2
2014	2-5	1-2	1-3
2015	3-3	1-2	2-1
2016	4-3	1-3	3-0
2017	4-3	2-2	2-1
2018	6-1	3-0	3-1
2019	4-3	2-2	2-1
2021	6-1	2-1	4-0
2022	5-2	4-0	1-2
2023	4-2	2-1	2-1
Totals	99-106	50-51	49-55





**MINNESOTA
TWINS**
A.L. CENTRAL

SERIES FACTS

Last TB 3-Game Sweep, at TB	6/22/23-6/8/23
Last TB 4-Game Sweep, at TB	7/8/13-7/11/13
Last TB 3-Game Sweep, at MIN	7/18/14-7/20/14
Last TB 4-Game Sweep, at MIN	N/A
Last MIN 3-Game Sweep, at TB	5/6/05-5/8/05
Last MIN 4-Game Sweep, at TB	N/A
Last MIN 3-Game Sweep, at MIN	7/1/05-7/3/05
Last MIN 4-Game Sweep, at MIN	7/17/06-7/20/06
Largest Crowd at TB	36,052; 5/30/09
Largest Crowd at MIN	43,830; 4/3/00
Most Runs Scored vs. MIN	19, 7/14/18 at MIN
Most Runs Allowed vs. MIN	16, 6/1/04 at MIN
Largest Margin of Victory	13 (19-6), 7/14/18 at MIN
Largest Margin of Defeat	12, 2x, last (0-12), 8/14/21 at MIN
Longest Winning Streak	11, 4/21/12-9/14/13
Longest Losing Streak	14, 7/21/04-9/5/06

ALL-TIME RESULTS

YEAR	OVERALL	HOME	ROAD
1998	4-7	2-3	2-4
1999	5-5	2-4	3-1
2000	6-4	3-1	3-3
2001	6-1	4-0	2-1
2002	2-5	2-1	0-4
2003	0-6	0-3	0-3
2004	5-4	2-1	3-3
2005	0-6	0-3	0-3
2006	1-6	1-2	0-4
2007	4-3	2-1	2-2
2008	3-3	2-2	1-1
2009	3-3	2-1	1-2
2010	5-3	2-2	3-1
2011	7-3	3-1	4-2
2012	5-1	2-1	3-0
2013	6-1	4-0	2-1
2014	4-2	1-2	3-0
2015	2-4	1-2	1-2
2016	4-3	1-2	3-1
2017	4-2	2-1	2-1
2018	4-3	3-0	1-3
2019	2-5	1-3	1-2
2021	3-3	2-1	1-2
2022	2-4	1-2	1-2
2023	5-1	3-0	2-1
Totals	92-88	48-39	44-49



**NEW YORK
YANKEES**
A.L. EAST

SERIES FACTS

Last TB 3-Game Sweep, at TB	6/22/18-6/24/18
Last TB 4-Game Sweep, at TB	N/A
Last TB 3-Game Sweep, at NYY	4/16/21-4/18/21
Last TB 4-Game Sweep, at NYY	N/A
Last NYY 3-Game Sweep, at TB	4/17/15-4/19/15
Last NYY 4-Game Sweep, at TB	7/9/98-7/12/98
Last NYY 3-Game Sweep, at NYY	6/17/19-6/19/19
Last NYY 4-Game Sweep, at NYY	9/7/09-9/9/09
Largest Crowd at TB	44,589; 7/11/98
Largest Crowd at NYY	55,771; 4/5/02
Most Runs Scored vs. NYY	19, 7/29/06 at NYY
Most Runs Allowed vs. NYY	21, 7/22/07 at NYY
Largest Margin of Victory	15 (16-1), 4/19/14 at TB
Largest Margin of Defeat	17 (4-21), 7/22/07 at NYY
Longest Winning Streak	7, 9/22/11-4/8/12
Longest Losing Streak	11, 9/17/98-9/24/99

ALL-TIME RESULTS

YEAR	OVERALL	HOME	ROAD
1998	1-11	1-5	0-6
1999	4-8	1-5	3-3
2000	6-6	4-2	2-4
2001	6-13	5-5	1-8
2002	5-13	3-6	2-7
2003	5-14	2-8	3-6
2004	4-15	4-5	0-10
2005	11-8	5-5	6-3
2006	5-13	3-6	2-7
2007	8-10	4-5	4-5
2008	7-11	4-5	3-6
2009	7-11	4-5	3-6
2010	10-8	5-4	5-4
2011	9-9	6-3	3-6
2012	10-8	7-2	3-6
2013	12-7	5-4	7-3
2014	11-8	5-5	6-3
2015	7-12	4-6	3-6
2016	8-11	5-4	3-7
2017	7-12	5-4	2-8
2018	9-10	6-4	3-6
2019	7-12	5-4	2-8
2020	8-2	3-1	5-1
2021	11-8	4-5	7-3
2022	8-11	5-5	3-6
2023	8-5	4-2	4-3
Totals	194-256	109-115	85-141





**OAKLAND
ATHLETICS**
A.L. WEST

SERIES FACTS

Last TB 3-Game Sweep, at TB	4/7/23-4/9/23
Last TB 4-Game Sweep, at TB	7/24/98-7/27/98
Last TB 3-Game Sweep, at OAK	5/2/22-5/4/22
Last TB 4-Game Sweep, at OAK	N/A
Last OAK 3-Game Sweep, at TB	N/A
Last OAK 4-Game Sweep, at TB	9/10/99-9/13/99
Last OAK 3-Game Sweep, at OAK	8/30/13-9/1/13
Last OAK 4-Game Sweep, at OAK	N/A
Largest Crowd at TB	37,194; 7/26/98
Largest Crowd at OAK	48,099; 8/28/04
Most Runs Scored vs. OAK	14, 2x, last 8/25/07 at TB
Most Runs Allowed vs. OAK	17, 9/15/00 at TB
Largest Margin of Victory	11, 3x, last (11-0), 4/9/23 at TB
Largest Margin of Defeat	14 (3-17), 9/15/00 at TB
Longest Winning Streak	6, 2x, last 5/2/22-4/9/23
Longest Losing Streak	7, 2x, last 9/2/01-5/26/02

ALL-TIME RESULTS

YEAR	OVERALL	HOME	ROAD
1998	6-5	4-2	2-3
1999	1-9	0-4	1-5
2000	2-7	1-4	1-3
2001	2-7	1-2	1-5
2002	1-8	1-5	0-3
2003	3-6	2-1	1-5
2004	2-7	2-4	0-3
2005	5-4	5-1	0-3
2006	3-6	1-2	2-4
2007	6-4	4-3	2-1
2008	6-3	2-1	4-2
2009	4-6	3-4	1-2
2010	5-4	2-0	3-4
2011	2-5	1-2	1-3
2012	4-5	2-4	2-1
2013	3-3	3-0	0-3
2014	2-4	1-2	1-2
2015	4-3	2-2	2-1
2016	2-5	1-2	1-3
2017	5-2	3-1	2-1
2018	5-2	2-1	3-1
2019	3-4	1-2	2-2
2021	3-4	2-2	1-2
2022	4-3	1-3	3-0
2023	5-2	3-0	2-2
Totals	88-118	50-54	38-64



**SEATTLE
MARINERS**
A.L. WEST

SERIES FACTS

Last TB 3-Game Sweep, at TB	8/19/11-8/21/11
Last TB 4-Game Sweep, at TB	4/30/12-5/3/12
Last TB 3-Game Sweep, at SEA	8/9/19-8/11/19
Last TB 4-Game Sweep, at SEA	N/A
Last SEA 3-Game Sweep, at TB	5/25/15-5/27/15
Last SEA 4-Game Sweep, at TB	N/A
Last SEA 3-Game Sweep, at SEA	6/1/18-6/3/18
Last SEA 4-Game Sweep, at SEA	6/17/21-6/20/21
Largest Crowd at TB	40,212; 5/30/98
Largest Crowd at SEA	46,867; 5/24/98
Most Runs Scored vs. SEA	15, 2x, last 6/30/23 at SEA
Most Runs Allowed vs. SEA	13, 7/13/03 at SEA
Largest Margin of Victory	11 (15-4), 6/30/23 at SEA
Largest Margin of Defeat	11 (2-13), 7/13/03 at SEA
Longest Winning Streak	9, 7/31/11-7/20/12
Longest Losing Streak	8, 6/20/00-6/3/01

ALL-TIME RESULTS

YEAR	OVERALL	HOME	ROAD
1998	5-6	2-4	3-2
1999	4-8	2-4	2-4
2000	3-9	1-5	2-4
2001	2-7	1-2	1-5
2002	4-5	2-4	2-1
2003	5-4	2-1	3-3
2004	5-2	2-2	3-0
2005	2-4	1-2	1-2
2006	3-6	2-1	1-5
2007	3-4	1-2	2-2
2008	4-3	1-2	3-1
2009	3-5	1-1	2-4
2010	7-2	4-2	3-0
2011	6-4	3-0	3-4
2012	6-4	5-2	1-2
2013	3-3	2-1	1-2
2014	3-4	1-3	2-1
2015	3-4	0-3	3-1
2016	2-4	2-1	0-3
2017	1-5	1-2	0-3
2018	1-6	1-3	0-3
2019	4-2	1-2	3-0
2021	1-6	1-2	0-4
2022	5-2	2-1	3-1
2023	4-3	3-1	1-2
Totals	89-112	44-53	45-59





**TEXAS
RANGERS**
A.L. WEST

SERIES FACTS

Last TB 3-Game Sweep, at TB	8/16/10-8/18/10
Last TB 4-Game Sweep, at TB	N/A
Last TB 3-Game Sweep, at TEX	9/17/18-9/19/18
Last TB 4-Game Sweep, at TEX	N/A
Last TEX 3-Game Sweep, at TB	7/21/17-7/23/17
Last TEX 4-Game Sweep, at TB	N/A
Last TEX 3-Game Sweep, at TEX	7/17/23-7/19/23
Last TEX 4-Game Sweep, at TEX	N/A
Largest Crowd at TB	37,070; 7/21/01
Largest Crowd at TEX	49,197; 4/28/12
Most Runs Scored vs. TEX	15, 2x, last 7/20/03 at TB
Most Runs Allowed vs. TEX	15, 9/26/09 at TEX
Largest Margin of Victory	13 (15-2), 9/19/99 at TEX
Largest Margin of Defeat	12 (3-15), 9/26/09 at TEX
Longest Winning Streak	4, 3x, last 4/18-9/19/18
Longest Losing Streak	7, 5/19/99-7/25/99

ALL-TIME RESULTS

YEAR	OVERALL	HOME	ROAD
1998	4-7	3-2	1-5
1999	4-8	0-6	4-2
2000	5-7	3-3	2-4
2001	4-5	3-3	1-2
2002	4-5	1-2	3-3
2003	3-6	3-3	0-3
2004	2-7	1-2	1-5
2005	6-2	4-1	2-1
2006	3-6	3-3	0-3
2007	5-4	3-0	2-4
2008	6-3	2-1	4-2
2009	3-6	2-1	1-5
2010	4-2	3-0	1-2
2011	4-5	3-3	1-2
2012	5-4	2-1	3-3
2013	4-4	2-2	2-2
2014	5-2	2-1	3-1
2015	2-5	2-2	0-3
2016	4-2	2-1	2-1
2017	2-4	0-3	2-1
2018	5-1	2-1	3-0
2019	3-3	2-1	1-2
2021	3-4	1-3	2-1
2022	4-3	2-1	2-2
2023	2-4	2-1	0-3
Totals	96-109	53-47	43-62



**TORONTO
BLUE JAYS**
A.L. EAST

SERIES FACTS

Last TB 3-Game Sweep, at TB	5/27/19-5/29/19
Last TB 4-Game Sweep, at TB	9/5/19-9/8/19
Last TB 3-Game Sweep, at TOR	5/16/16-5/18/16
Last TB 4-Game Sweep, at TOR	5/21/21-5/24/21
Last TOR 3-Game Sweep, at TB	9/2/14-9/4/14
Last TOR 4-Game Sweep, at TB	N/A
Last TOR 3-Game Sweep, at TOR	9/25/15-9/27/15
Last TOR 4-Game Sweep, at TOR	N/A
Largest Crowd at TB	41,546; 4/3/01
Largest Crowd at TOR	48,414; 4/13/15
Most Runs Scored vs. TOR	19, 6/24/04 at TOR
Most Runs Allowed vs. TOR	20, 2x, last 5/23/23 at TB
Largest Margin of Victory	12, 2x, last (12-0), 8/28/11 at TOR
Largest Margin of Defeat	19 (1-20), 5/23/23 at TB
Longest Winning Streak	6, 5/15/03-8/5/03
Longest Losing Streak	5, 2x, last 7/19/15-10/2/15

ALL-TIME RESULTS

YEAR	OVERALL	HOME	ROAD
1998	5-7	5-1	0-6
1999	5-8	3-3	2-5
2000	5-7	2-4	3-3
2001	9-10	5-5	4-5
2002	8-11	5-4	3-7
2003	11-8	5-4	6-4
2004	9-9	6-3	3-6
2005	8-11	3-6	5-5
2006	6-12	3-6	3-6
2007	9-9	5-4	4-5
2008	11-7	7-2	4-5
2009	14-4	8-1	6-3
2010	10-8	6-3	4-5
2011	12-6	6-3	6-3
2012	14-4	8-1	6-3
2013	11-8	6-4	5-4
2014	8-11	4-6	4-5
2015	10-9	6-3	4-6
2016	11-8	5-5	6-3
2017	9-10	6-4	3-6
2018	13-6	7-2	6-4
2019	13-6	8-2	5-4
2020	6-4	4-3	2-1
2021	11-8	5-4	6-4
2022	10-9	5-4	5-5
2023	7-6	4-3	3-3
Totals	245-206	137-90	108-116



NATIONAL LEAGUE OPPONENTS



**ARIZONA
DIAMONDBACKS**
N.L. WEST

ALL-TIME RESULTS

YEAR	OVERALL	HOME	ROAD
2004	3-0	0-0	3-0
2006	3-0	3-0	0-0
2007	1-2	0-0	1-2
2010	1-2	1-2	0-0
2013	1-3	1-1	0-2
2016	2-1	0-0	2-1
2019	2-1	2-1	0-0
2023	2-1	0-0	2-1
Totals	15-10	7-4	8-6



**ATLANTA
BRAVES**
N.L. EAST

ALL-TIME RESULTS

YEAR	OVERALL	HOME	ROAD
1998	0-3	0-3	0-0
1999	0-3	0-0	0-3
2000	1-2	1-2	0-0
2001	2-1	0-0	2-1
2003	1-2	1-2	0-0
2006	1-2	1-2	0-0
2010	1-2	0-0	1-2
2012	1-2	1-2	0-0
2015	3-1	2-0	1-1
2018	1-3	0-2	1-1
2020	2-2	2-0	0-2
2021	2-1	0-0	2-1
2023	1-2	1-2	0-0
Totals	16-26	9-15	7-11



**CHICAGO
CUBS**
N.L. CENTRAL

ALL-TIME RESULTS

YEAR	OVERALL	HOME	ROAD
2003	1-2	0-0	1-2
2008	3-0	3-0	0-0
2014	2-1	0-0	2-1
2017	2-2	1-1	1-1
2022	2-1	0-0	2-1
2023	1-2	0-0	1-2
Totals	11-8	4-1	7-7



**LOS ANGELES
DODGERS**
N.L. WEST

ALL-TIME RESULTS

YEAR	OVERALL	HOME	ROAD
2002	1-2	1-2	0-0
2007	2-1	2-1	0-0
2013	0-3	0-0	0-3
2016	2-2	1-1	1-1
2019	2-2	1-1	1-1
2023	2-1	2-1	0-0
Totals	9-11	7-6	2-5



**CINCINNATI
REDS**
N.L. CENTRAL

ALL-TIME RESULTS

YEAR	OVERALL	HOME	ROAD
2003	0-3	0-3	0-0
2005	0-3	0-0	0-3
2011	1-2	1-2	0-0
2014	2-1	0-0	2-1
2017	2-1	2-1	0-0
2022	0-3	0-0	0-3
2023	2-1	0-0	2-1
Totals	7-14	3-6	4-8



**COLORADO
ROCKIES**
N.L. WEST

ALL-TIME RESULTS

YEAR	OVERALL	HOME	ROAD
2002	0-3	0-0	0-3
2004	3-0	3-0	0-0
2007	1-2	0-0	1-2
2009	1-2	0-0	1-2
2013	2-1	0-0	2-1
2016	2-1	0-0	2-1
2019	2-1	2-1	0-0
2023	3-0	3-0	0-0
Totals	14-10	8-1	6-9





**MIAMI
MARLINS**
N.L. EAST

SERIES FACTS

Last TB 3-Game Sweep, at TB	9/24/21-9/26/21
Last TB 4-Game Sweep, at TB	N/A
Last TB 3-Game Sweep, at MIA	8/28/20-8/30/20
Last TB 4-Game Sweep, at MIA	N/A
Last MIA 3-Game Sweep, at TB	5/18/07-5/20/07
Last MIA 4-Game Sweep, at TB	N/A
Last MIA 3-Game Sweep, at MIA	5/20/05-5/22/05
Last MIA 4-Game Sweep, at MIA	N/A
Largest Crowd at TB	42,823; 6/10/00
Largest Crowd at MIA	31,111; 6/10/12
Most Runs Scored vs. MIA	15, 2x, last 5/22/09 at FLA
Most Runs Allowed vs. MIA	14, 2x, last 6/11/10 at TB
Largest Margin of Victory	13 (15-2), 5/22/09 at FLA
Largest Margin of Defeat	11 (0-11), 6/16/01 at FLA
Longest Winning Streak	9, 7/22/18-9/4/20
Longest Losing Streak	7, 7/4/04-6/26/05

ALL-TIME RESULTS

YEAR	OVERALL	HOME	ROAD
1998	1-3	1-1	0-2
1999	1-5	0-3	1-2
2000	3-3	2-1	1-2
2001	2-4	2-1	0-3
2002	4-2	2-1	2-1
2003	0-3	0-0	0-3
2004	4-2	2-1	2-1
2005	0-6	0-3	0-3
2006	4-2	3-0	1-2
2007	2-4	0-3	2-1
2008	5-1	2-1	3-0
2009	5-1	3-0	2-1
2010	2-4	1-2	1-2
2011	4-2	3-0	1-2
2012	5-1	2-1	3-0
2013	4-0	2-0	2-0
2014	0-4	0-2	0-2
2015	5-1	3-0	2-1
2016	1-3	0-2	1-1
2017	3-1	1-1	2-0
2018	2-4	1-2	1-2
2019	4-0	2-0	2-0
2020	5-1	2-1	3-0
2021	5-1	3-0	2-1
2022	4-0	2-0	2-0
2023	3-1	1-1	2-0
Totals	78-59	40-27	38-32



**MILWAUKEE
BREWERS**
N.L. CENTRAL

ALL-TIME RESULTS

YEAR	OVERALL	HOME	ROAD
2005	2-1	2-1	0-0
2011	2-1	0-0	2-1
2014	2-1	2-1	0-0
2017	1-2	1-2	0-0
2022	0-4	0-2	0-2
2023	2-1	2-1	0-0
Totals	9-10	7-7	2-3



**NEW YORK
METS**
N.L. EAST

ALL-TIME RESULTS

YEAR	OVERALL	HOME	ROAD
1998	1-2	0-0	1-2
1999	1-2	1-2	0-0
2000	1-2	0-0	1-2
2001	2-1	2-1	0-0
2009	2-1	0-0	2-1
2012	0-3	0-3	0-0
2015	2-1	2-1	0-0
2018	2-1	0-0	2-1
2020	2-1	0-0	2-1
2021	3-0	3-0	0-0
2023	1-2	0-0	1-2
Totals	17-16	8-7	9-9



**PHILADELPHIA
PHILLIES**
N.L. EAST

ALL-TIME RESULTS

YEAR	OVERALL	HOME	ROAD
1998	2-1	0-0	2-1
1999	1-2	1-2	0-0
2000	2-1	0-0	2-1
2001	3-0	3-0	0-0
2006	2-1	0-0	2-1
2009	2-1	2-1	0-0
2012	2-1	0-0	2-1
2015	1-2	0-0	1-2
2018	0-3	0-3	0-0
2020	3-0	3-0	0-0
2021	4-0	2-0	2-0
2023	0-3	0-3	0-0
Totals	22-15	11-9	11-6





**PITTSBURGH
PIRATES**
N.L. CENTRAL

ALL-TIME RESULTS

YEAR	OVERALL	HOME	ROAD
2003	1-2	1-2	0-0
2005	1-2	0-0	1-2
2008	2-1	0-0	2-1
2014	1-2	1-2	0-0
2017	1-2	0-0	1-2
2022	3-0	3-0	0-0
2023	3-0	3-0	0-0
Totals	12-9	8-4	4-5



**SAN DIEGO
PADRES**
N.L. WEST

ALL-TIME RESULTS

YEAR	OVERALL	HOME	ROAD
2002	1-2	1-2	0-0
2004	3-0	0-0	3-0
2007	1-2	1-2	0-0
2010	1-2	1-2	0-0
2013	3-0	3-0	0-0
2016	3-0	3-0	0-0
2019	2-1	0-0	2-1
2023	1-2	0-0	1-2
Totals	15-9	9-6	6-3



**SAN FRANCISCO
GIANTS**
N.L. WEST

ALL-TIME RESULTS

YEAR	OVERALL	HOME	ROAD
2002	1-2	0-0	1-2
2004	2-1	2-1	0-0
2013	2-1	2-1	0-0
2016	0-3	0-3	0-0
2019	2-1	0-0	2-1
2023	2-1	0-0	2-1
Totals	9-9	4-5	5-4



**ST. LOUIS
CARDINALS**
N.L. CENTRAL

ALL-TIME RESULTS

YEAR	OVERALL	HOME	ROAD
2005	0-3	0-3	0-0
2008	1-2	0-0	1-2
2011	2-1	2-1	0-0
2014	3-1	1-1	2-0
2017	2-1	0-0	2-1
2022	3-0	3-0	0-0
2023	1-2	1-2	0-0
Totals	12-10	7-7	5-3



**WASHINGTON
NATIONALS**
N.L. EAST

ALL-TIME RESULTS

YEAR	OVERALL	HOME	ROAD
1998 *	1-2	1-2	0-0
1999 *	1-2	0-0	1-2
2000 *	2-1	2-1	0-0
2001 *	1-2	0-0	1-2
2006	1-2	0-0	1-2
2009	3-0	3-0	0-0
2012	1-2	0-0	1-2
2015	3-1	1-1	2-0
2018	2-2	2-0	0-2
2020	1-3	1-1	0-2
2021	1-3	1-1	0-2
2023	3-0	0-0	3-0
Totals	20-20	11-6	9-14

* AS MONTREAL EXPOS



MINOR LEAGUE OPERATIONS



PHOTO COURTESY OF BOWLING GREEN HOT RODS

PLAYER DEVELOPMENT STAFF

TAMPA BAY RAYS

Tropicana Field
One Tropicana Drive
St. Petersburg, FL 33705

PHONE (727) 825-3267
FAX (727) 825-3493
WEB raysbaseball.com

SR. DIR., PLAYER DEVELOPMENT

Blake Butera

DIR., MINOR LEAGUE OPERATIONS

George Pappas

DIR., PLAYER PROGRAMS & INTEGRATION

Simon Rosenbaum

DIR., PITCHING

Winston Doom

DIR., INTERNATIONAL OPERATIONS

Patrick Walters

SR. ADVISOR, PLAYER DEVELOPMENT &
BASEBALL OPERATIONS

Mitch Lukevics

ASST. DIR., COACHING & PLAYER DEVELOPMENT

Alejandro Freire

ASST. DIR., PLAYER PROGRAMS & INTEGRATION

Danielle Dockx

ASST. DIR., LATIN AMERICA PLAYER PROGRAMS

Jairo De La Rosa

ASST. DIR., PITCHING

Ryan Pennell

ASST. DIR., INTERNATIONAL OPERATIONS

Ronnie Blanco

SR. MGR., MINOR LEAGUE &
INTERNATIONAL ADMIN.

Giovanna Rodriguez

MGR., TEAM TRAVEL & LOGISTICS

Karly Fisher

COORD., MINOR LEAGUE OPERATIONS

Wilson Made

COORD., MINOR LEAGUE &
INTERNATIONAL OPERATIONS

Jeremy Sanders

ASST., MINOR LEAGUE OPERATIONS

Ryan Burnett

ASST., PLAYER PROGRAMS & INTEGRATION

Sam Bennett

ASST., PITCHING DEVELOPMENT

Matthew Bruno

ADVISOR, PLAYER EDUCATION

Milton Jamail

MINOR LEAGUE COORDINATORS & ROVING INSTRUCTORS



**BUDDY
CARLYLE**

PITCHING



**ALBERTO
BASTARDO**

PITCHING



**CHRISTIAN
WONDERS**

PITCHING,
PERFORMANCE
DEVELOPMENT



**TONY
WATSON**

ROVING PITCHING
INSTRUCTOR



**WILL
BRADLEY**

HITTING



**KYLE
WILSON**

HITTING



**STEVE
LIVESEY**

HITTING RESEARCH
& VIDEO



**WUARNNER
RINCONES**

ROVING HITTING
INSTRUCTOR



**JEFF
SMITH**

CATCHING



**IVAN
OCHOA**

INFIELD



**JARED
SANDBERG**

OUTFIELD &
BASERUNNING



**JOSH
KOZUCH**

PROCESS &
DEVELOPMENT



**LENORE
SANCHEZ**

LANGUAGE
EDUCATION



**MICHAEL
O'TOOLE**

VIDEO



**BRIANA
GONZALEZ**

ASST. VIDEO
COORDINATOR



**ALEX
ROTH**

MINOR LEAGUE
NUTRITION



**DREW
JARMUZ**

NUTRITION SCIENCE
COORDINATOR



TRAINING & EQUIPMENT STAFF



MARTY BRINKER

AFFILIATE MEDICAL COORDINATOR



SCOTT THURSTON

COMPLEX MEDICAL/REHAB COORDINATOR



PAUL JONES

STRENGTH & CONDITIONING COORDINATOR



CESAR GUTIERREZ

LATIN AMERICA/ COMPLEX S&C COORDINATOR



TIM McKECHNEY

EQUIPMENT MANAGER



SHANE ROSSETTI

ASST. EQUIPMENT MANAGER

PROCESS & DEVELOPMENT COACHES



ELLIOT COX



DAVID LIANES



CARLA DIAZ

DID YOU KNOW?

YOUNGEST RAYS ALL-TIME, AT TIME OF DEBUT

PLAYER	AGE	YEAR
B.J. Upton	19 years, 347 days	2004
Junior Caminero	20 years, 80 days	2023
Wander Franco	20 years, 113 days	2021
Chad Gaudin	20 years, 130 days	2003
Scott Kazmir	20 years, 212 days	2004
Carl Crawford	20 years, 349 days	2002
Delmon Young	20 years, 349 days	2006
Rocco Baldelli	21 years, 187 days	2003
Dan Wheeler	21 years, 265 days	1999





DURHAM BULLS

2023 RECORD: 88-62 (2nd)



MORGAN ENSBERG / MANAGER

TENURE This is his 31st season in professional baseball, seventh as a manager. He joined the Rays on January 1, 2019.

Ensberg, 48, begins his first season managing Durham following five seasons with Montgomery, all of which ended with postseason berths...led the Biscuits to a franchise-record 88 wins in 2019, earning Southern League Manager of the Year honors...joined the Rays after managing for two seasons in the Astros system, with Class-A Buies Creek in the Carolina League in 2018 and Short-A Tri-City in the New York-Penn League in 2017...spent the 2013-16 season in various roles in the Astros system...joined the coaching ranks in 2011 and spent two seasons as a hitters and infielders coach for the University of California San Diego...played parts of eight seasons in the majors with the Astros (2000, 2002-07), Padres (2007) and Yankees (2008)...named to the NL All-Star Team, and finished fourth in NL MVP balloting in 2005...came to Rays camp as a non-roster invite in 2009, but was released.

MANAGERIAL CAREER

YEAR	CLUB	RECORD
2017	Tri-City (SS-A)	34-39
2018	Buies Creek (A)	80-57
2019	Montgomery (AA)	88-50
2021	Montgomery (AA)	62-55

YEAR	CLUB	RECORD
2021	Montgomery (AA)	62-55
2022	Montgomery (AA)	70-61
2023	Montgomery (AA)	80-58
Totals		414-320 (.564)

DURHAM BULLS STAFF



BRIAN REITH
PITCHING COACH



KENNY HOOK
HITTING COACH



REINALDO RUIZ
BENCH COACH



TYLER LADENDORF
ASST. HITTING COACH



BRETT EBERS
BULLPEN COACH



MATHEW BENNETT
PROCESS & INTEGRATION COACH



KRIS RUSSELL
ATHLETIC TRAINER



TSUTOMU KAMIYA
ATHLETIC TRAINER



STEVE CHASE
STRENGTH & CONDITIONING COACH



RILEY WELCH
S&C COACH/BB PERFORMANCE SCIENCE



PAT PHELAN
CLUBHOUSE MANAGER



SOUTHERN LEAGUE / DOUBLE-A



MONTGOMERY BISCUITS

2023 RECORD: 80-58 (2nd)



KEVIN BOLES / MANAGER

TENURE **This is his 25th season in professional baseball, 21st as a manager.**

Boles, 49, enters his first season with Montgomery following a one-year stint as manager of the Princeton WhistlePigs in the summer-collegiate Appalachian League... served in multiple roles within the New York Mets organization over four seasons, including manager of Triple-A Syracuse (2022), minor league field coordinator (2020-21) and manager of Double-A Binghamton...managed 11 seasons in the Boston Red Sox organization with four different affiliates: Triple-A Pawtucket (2014-18), Double-A Portland (2011-13), Class-A Salem (2010) and Class-A Greenville (2008-09)...during his time with Pawtucket, was named the Best Managerial Prospect in the International League by *Baseball America* and won a Governor's Cup (2014)... spent four seasons in the Minnesota Twins system, managing Class-A Fort Myers (2006-07), Class-A Beloit (2005) and Class-A Quad Cities (2004)...also had managerial stints with AZL Royals 2 (2003) and Short-A Utica (2001).

The former catcher was selected by the Chicago Cubs in the 42nd round of the 1998 First-Year Player Draft out of the University of South Florida in Tampa. He played one season in the Cubs organization before joining the managerial ranks in 2000 at age 25 with the Rookie-level GCL Marlins.

MANAGERIAL CAREER

YEAR	CLUB	RECORD
2000	GCL Marlins (R)	40-20
2001	Utica (SS-A)	27-47
2003	AZL Royals 2 (R)	32-22
2004	Quad Cities (A)	68-68
2005	Beloit (A)	69-71
2006	Fort Myers (A)	80-60
2007	Fort Myers (A)	70-70
2008	Greenville (A)	70-69
2009	Greenville (A)	73-65
2010	Salem (A)	73-65
2011	Portland (AA)	59-83

YEAR	CLUB	RECORD
2012	Portland (AA)	68-73
2013	Portland (AA)	68-73
2014	Pawtucket (AAA)	79-65
2015	Pawtucket (AAA)	59-85
2016	Pawtucket (AAA)	74-68
2017	Pawtucket (AAA)	67-75
2018	Pawtucket (AAA)	66-73
2019	Binghamton (AA)	67-73
2022	Syracuse (AAA)	64-85
2023	Princeton (SMR)	17-27
Totals		1290-1337 (.491)

MONTGOMERY BISCUITS STAFF



STEVE MERRIMAN

PITCHING COACH



PAUL ROZZELLE

HITTING COACH




GERMAN MELENDEZ

BENCH COACH



JAMES RAMSDELL

ATHLETIC TRAINER



AUSTIN TEETS

STRENGTH & CONDITIONING COACH



CARY JOE DAVIS

CLUBHOUSE MANAGER





BOWLING GREEN HOT RODS

2023 RECORD: 69-57 (2nd)



RAFAEL VALENZUELA / MANAGER

TENURE This is his 13th season in professional baseball, fifth as a manager.

Valenzuela, 36, begins his second season as manager of Bowling Green after guiding the Hot Rods to their seventh straight winning season...spent three seasons at the helm for the Rookie-level Rays from 2019-22...led the FCL Rays to the league's best record and highest run differential in both 2021-22, going a combined 81-31 over that stretch...has served as a coach for three different affiliates, most recently with Rookie-level Princeton in 2018...for the second half of the 2017 season, he replaced Craig Albernaz, who was named manager of Rookie-level Hudson Valley, on the Triple-A Durham coaching staff...spent the first half of the 2017 season traveling with the major league Rays and throwing batting practice...began his coaching career with the GCL Rays in 2016 following a four-year playing career in the Astros organization (2010-13).

MANAGERIAL CAREER

YEAR	CLUB	RECORD
2019	GCL Rays (R)	25-28
2021	FCL Rays (R)	42-15

YEAR	CLUB	RECORD
2022	FCL Rays (R)	39-16
2023	Bowling Green	69-57
Totals		175-116 (.601)

BOWLING GREEN HOT RODS STAFF



**JIM
PADUCH**

PITCHING
COACH



**BRAXTON
MARTINEZ**

HITTING
COACH



**PERRY
ROTH**

BENCH COACH



**RUBÉN
SANTIAGO**

ATHLETIC
TRAINER



**GARRETT
HUDSON**

STRENGTH &
CONDITIONING
COACH



**JACOB
OSBORNE**

CLUBHOUSE
MANAGER



CAROLINA LEAGUE / LOW-A



CHARLESTON RIVERDOGS

2023 RECORD: 66-65 (3rd)



SEAN SMEDLEY / MANAGER

TENURE This is his 11th season in professional baseball, second as a manager.

Smedley, 33, enters his second season with Charleston after leading the RiverDogs to their third straight Carolina League championship in his first season managing at any level...served as bench coach for Double-A Montgomery in 2022 and Class-A Charleston in 2021...was assigned to manage Rookie-level Princeton in 2020 before the pandemic forced the cancellation of the season...coached two seasons with Short-A Hudson Valley (2018-19), one season with the Rookie-level GCL Rays (2017) and was the video coordinator for Princeton in 2016...signed by the Rays as a non-drafted free agent out of Texas A&M International University in 2013.

MANAGERIAL CAREER

YEAR	CLUB	RECORD
2023	Charleston (A)	66-65

CHARLESTON RIVERDOGS STAFF



LEVI ROMERO
PITCHING COACH



BRETT SCHNEIDER
HITTING COACH



RONNIE RICHARDSON
BENCH COACH



HALEE WILLIAMS
ATHLETIC TRAINER



GIOVANNI CARABALLO
STRENGTH & CONDITIONING COACH



JOHN HORAZ
CLUBHOUSE MANAGER

DID YOU KNOW?

COMMUNITY LEADERS

Entering the 2024 season, the Rays front office staff has representatives on more than 50 charitable advisory/foundation boards in the Tampa Bay area. Those organizations are focused on issues involving education, arts and culture, health/wellness, economic development, education, social responsibility, sports/recreation and tourism.





FCL RAYS

2023 RECORD: 25-29 (T4th)



HÉCTOR GIMÉNEZ / MANAGER

TENURE **This is his 20th season in professional baseball, second as a manager.**

Giménez, 41, enters his second season with the FCL Rays and first as the club's manager... marks his second managerial season overall after guiding DSL Tampa Bay in 2022... joined the coaching ranks as an assistant hitting coach and catching instructor for the DSL Rays 1 in 2021...his playing career ended after spending the 2016-18 off-seasons in the Venezuelan Winter League...played professionally for 16 seasons, including a combined 37 games in the majors with the White Sox (2012-13), Dodgers (2011) and Astros (2006)...the former catcher was signed by then-Astros scout Andres Reiner in July 1999 and spent nine seasons in the Astros organization...missed the entire 2007 season following surgery to repair a partially torn labrum in his right shoulder...came to Rays camp as a non-roster invite in 2008 and split the season between Triple-A Durham and Class-A Vero Beach, totaling 81 games between the two levels...spent the next two seasons (2009-10) in the Pirates system before joining the Dodgers (2011), White Sox (2012-14), Blue Jays (2014) and Brewers (2014) organizations.

MANAGERIAL CAREER

YEAR	CLUB	RECORD
2022	DSL Tampa Bay (R)	25-31

DID YOU KNOW?

NON-ROSTER INVITES ON OPENING DAY ROSTER

1998

Rolando Arrojo, RHP

2000

Dave Eiland, RHP
Herbert Perry, INF

2001

Ken Hill, RHP

2003

Rocco Baldelli, OF
Jim Parque, LHP
Steve Parris, RHP

2005

Chris Singleton, OF
Hideo Nomo, RHP

2006

Jason Childers, RHP
Ruddy Lugo, RHP
Luis Ordaz, INF

2007

Gary Glover, RHP
Carlos Peña, 1B
Al Reyes, RHP

2008

Eric Hinske, INF/OF

2011

Juan Cruz, RHP

2013

Shelley Duncan, 1B/OF
Jamey Wright, RHP

2015

Bobby Wilson, C

2016

Dana Eveland, LHP

2017

Peter Bourjos, OF
Tommy Hunter, RHP
Jesús Sucre, C
Rickie Weeks Jr., INF

2018

Rob Refsnyder, INF/OF

2020

Aaron Loup, LHP
Kevan Smith, C
Ryan Thompson, RHP

2021

Andrew Kittredge, RHP

2022

Chris Mazza, RHP



FLORIDA COMPLEX LEAGUE RAYS STAFF



FRANK MALDONADO
COORD., COMPLEX PRGM. & FUND.



JOSÉ GONZALEZ
PITCHING COACH



HENRY BONILLA
PITCHING COACH



DOC WATSON
REHAB PITCHING COACH



HEZ RANDOLPH
HITTING COACH



ALEJANDRO SEGOVIA
HITTING COACH



K.C. JUDGE
HITTING COACH



ESTEBAN GONZÁLEZ
BENCH COACH



MANNY CASTILLO
COACH



JIM MORRISON
COACH



FRANCISCO LEANDRO
COACH



CHRIS ROBERSON
COACH



JULIO ZORRILLA
COACH



NICK FACIANA
ATHLETIC TRAINER



KYNDLELL CROWELL
ATHLETIC TRAINER



BRIANNA TOVAR
ATHLETIC TRAINER



ANDREW MITCHELL
STRENGTH & CONDITIONING COACH



VICTOR CRUZ
STRENGTH & CONDITIONING COACH



STEVE BERHALTER
CLUBHOUSE MANAGER



CESAR GUILLEN
CLUBHOUSE MANAGER



ANTHONY DUNAGAN
CLUBHOUSE MANAGER



SARAH CLAY
PHYSICAL THERAPIST



COLLEEN HAMMAN
PHYSICAL THERAPIST





DSL TAMPA BAY

2023 RECORD: 24-31 (6th)

DOMINICAN SUMMER LEAGUE COORDINATORS

PROGRAMMING & FUNDAMENTALS COACH
Edgardo Lebron

HITTING COORDINATOR
Rafael Guerrero

MEDICAL ADMINISTRATOR
Oscar Orengo

VIDEO ASSISTANTS
Luis Medina, Luis Trinidad



HENRY LUGO / MANAGER

TENURE **This is his seventh season in professional baseball, second as a manager.**

Lugo, 28, begins his second season managing DSL Tampa Bay...he guided the club to a 24-31 (.436) record in his first career managerial season last year...he was hired by the Rays in 2022 as an infield coach and spent one season in the role before taking over as manager in 2023...the former infielder was signed by the Rays on March 27, 2013 out of Punto Fijo, Venezuela and played four seasons in the organization, including three with the VSL Rays (2013-15) and one with the DSL Rays 1 (2016).


MANAGERIAL CAREER

YEAR	CLUB	RECORD
2023	DSL Tampa Bay (R)	24-31

DOMINICAN SUMMER LEAGUE TAMPA BAY STAFF



JOSÉ SÁNCHEZ
PITCHING



YOMELBIN ALMONTE
ASST. PITCHING COACH



OMAR LUNA
HITTING COACH



ELVIN DEL ROSARIO
OUTFIELD/
BASERUNNING COACH



WILMER DOMINGUEZ
CATCHING COACH



PABLO PACHECO
ATHLETIC TRAINER



LUIS MARTE
STRENGTH &
CONDITIONING COACH

NOT PICTURED: ROINER MICET (ASST. STRENGTH & CONDITIONING COACH), TY KELLY (DEVELOPMENT COACH)



DOMINICAN SUMMER LEAGUE / ROOKIE



DSL RAYS

2023 RECORD: 33-22 (2nd)



ALBERT LANTIGUA / MANAGER

TENURE **This is his fifth season in professional baseball, second as a manager.**

Lantigua, 24, enters his second season as the manager of the DSL Rays...he led the club to a second-place finish in the Northwest League division last season, completing his first career managerial campaign 33-22 (.600)...he was hired as a catching coach by the Rays in 2022 before assuming his managerial duties with the DSL Rays in 2023...the former catcher was signed by the Rays as a free agent on January 17, 2019 out of Santo Domingo, Dominican Republic...Lantigua played 14 games in 2019 and one game in 2021 for the DSL Rays 1.

MANAGERIAL CAREER

YEAR	CLUB	RECORD
2023	DSL Rays (R)	33-22

DID YOU KNOW?

ORGANIZATION 20-GAME HITTING STREAKS

No Rays major leaguer has ever compiled a hitting streak longer than the 19 games by Jason Bartlett, who in 2009 broke the former team record (Quinton McCracken's 18 in 1998). However, 15 minor leaguers have achieved streaks of at least 20 games within a season:

- | | |
|---|--|
| 28 Aubrey Huff, Orlando
8/10/99 - 9/7/99 | 21 Hak-Ju Lee, Montgomery
6/17/12 - 7/11/12 |
| 27 Darnell McDonald, Durham
6/23/06 - 7/24/06 | 20 Mike Brosseau, Durham
5/10/19 - 6/1/19 |
| 25 Wander Franco, Princeton
6/23/18 - 7/25/18 | 20 Juan García, DSL Rays 1
6/27/18 - 8/6/18 |
| 24 Francisco Leandro, Visalia
7/12/05 - 8/5/05 | 20 Joey Gomes, Visalia
7/4/05 - 7/24/05 |
| 22 Jake Cronenworth, Charlotte
4/6/17 - 5/1/17 | 20 Colt Simmons, Charleston
4/13/04 - 5/8/04 |
| 22 Matt Diaz, Durham
6/20/04 - 7/11/04 | 20 Jason Pridie, Princeton
7/3/02 - 7/24/02 |
| 22 Joey Gomes, Bakersfield
5/7/03 - 5/29/03 | 20 Carl Crawford, Charleston
4/18/00 - 5/9/00 |
| 22 Marcus McCain, Butte
7/23/96 - 8/14/96 | |



DOMINICAN SUMMER LEAGUE RAYS STAFF



**LUIS
URENA**

PITCHING
COACH



**JIMINSON
NATERA**

HITTING
COACH



**ELEARDO
CABRERA**

ASST. COACH



**EVER
PEREZ**

ATHLETIC
TRAINER

NOT PICTURED: EDGAR ALFONZO (ASST. PITCHING COACH), ERICK EPIFANO (ASST. COACH), JULIO PULIDO (STRENGTH & CONDITIONING COACH), LUIS GUTIERREZ (ASST. STRENGTH & CONDITIONING COACH), WELINGTON CASTILLO (PLAYER DEVELOPMENT SPECIALIST)

DID YOU KNOW?

REMEMBERING A TRAILBLAZER



Andrés Reiner passed away on Aug 3, 2016, at age 80. Hired by the organization in 2006, Andrés was instrumental in reorganizing how the Rays approached recruiting and signing players in Latin America. He played a major role in the building of the Rays academies in Venezuela and the Dominican Republic.

Andrés transformed how baseball was scouted in Venezuela when he opened the country's first baseball academy for the Astros in 1989. Though many are aware of the 25 young men from that program who reached the big leagues, including Johan Santana, Bobby Abreu and Carlos Guillén, fewer know about the managers and coaches in minor league baseball who were influenced by Andrés. The Rays have several staff members who were signed by Andrés as players, including bullpen coach Jorge Moncada, field coordinator Alejandro Freire, Durham bench coach Reinaldo Ruiz, FCL Rays coach Germán Meléndez and DSL Tampa Bay manager Héctor Giménez.

Andrés pioneered the cultural transition programs in professional baseball. These are programs the Rays have established for young men signed in Latin America. The Rays stand with many others in tribute to a man who dedicated his life to growing our game and mentoring others to do the same.



2024 MINOR LEAGUE SCHEDULES

DURHAM BULLS / INTERNATIONAL LEAGUE

APRIL

2-7 Jacksonville
 9-14 @Lehigh Valley
 16-21 @Worcester
 23-28 Scranton/WB
 30 @Gwinnett

MAY

1-5 @Gwinnett
 7-12 Nashville
 14-19 @Charlotte

21-26 Memphis
 28-31 @Jacksonville

JUNE

1-2 @Jacksonville
 4-9 Gwinnett
 11-16 Charlotte
 18-23 @Nashville

25-30 Lehigh Valley

JULY

1-3 Norfolk

4-6 Norfolk

9-14 @Charlotte

15-18 All-Star Break

19-21 @Jacksonville

23-28 Gwinnett

30-31 Memphis

AUGUST

1-4 Memphis

6-11 @Norfolk

13-18 Nashville

20-25 @Syracuse

27-31 Buffalo

SEPTEMBER

1 Buffalo

2-3 @Columbus

5-8 @Columbus

10-15 Norfolk

17-22 @Memphis

MONTGOMERY BISCUITS / SOUTHERN LEAGUE

APRIL

5-7 @Biloxi
 9-14 Pensacola
 16-21 @Tennessee
 23-28 Mississippi
 30 Chattanoogaoga

MAY

1-5 Chattanoogaoga
 7-12 @Biloxi
 14-19 Pensacola

21-26 @Rocket City

27 @Mississippi

29-31 @Mississippi

JUNE

1-2 @Mississippi

4-9 Biloxi

11-16 @Chattanoogaoga

18 @Birmingham

19-23 Birmingham

25-30 @Mississippi

JULY

1-3 @Pensacola

4-6 Pensacola

9-14 Tennessee

15-18 All-Star Break

19-21 @Biloxi

23-28 Mississippi

30-31 @Birmingham

AUGUST

1-4 @Birmingham

6-11 Biloxi

13-18 @Pensacola

20-25 Rocket City

27-31 @Biloxi

SEPTEMBER

1 @Biloxi

3-8 Chattanoogaoga

10-15 @Pensacola

BOWLING GREEN HOT RODS / SOUTH ATLANTIC LEAGUE

APRIL

5-7 Hudson Valley
 9-14 @Greenville
 16-21 Winston-Salem
 23-28 @Hudson Valley
 30 @Jersey Shore

MAY

1-5 @Jersey Shore
 7-12 Greensboro
 14-19 Brooklyn

21-26 @Winston-Salem

28-31 Wilmington

JUNE

1-2 Wilmington

4-9 @Asheville

11-16 Rome

18-23 @Hickory

35-30 Asheville

JULY

1-3 @Rome

4-6 Rome

9-14 Hickory

15-18 All-Star Break

19-21 @Greenville

23-28 Winston-Salem

30-31 @Rome

AUGUST

1-4 @Rome

6-11 @Asheville

13-18 Greensboro

20-25 @Hickory

27-31 Greenville

SEPTEMBER

1 Greenville

3-8 @Greensboro

CHARLESTON RIVERDOGS / CAROLINA LEAGUE

APRIL

5-7 Kannapolis
 9-14 @Fayetteville
 16-21 Columbia
 23-28 @Kannapolis
 30 @Augusta

MAY

1-5 @Augusta
 7-12 Fredericksburg
 14-19 @Columbia

21-26 Down East

28-31 @Myrtle Beach

JUNE

1-2 @Myrtle Beach

4-9 Carolina

11-16 @Down East

18-23 Lynchburg

25-30 @Augusta

JULY

1-3 @Myrtle Beach

4-6 Myrtle Beach

9-14 Columbia

15-18 All-Star Break

19-21 @Fayetteville

23-28 Kannapolis

30-31 @Carolina

AUGUST

1-4 @Carolina

6-11 Augusta

13-18 @Kannapolis

20-25 Myrtle Beach

27-31 Fayetteville

SEPTEMBER

1 Fayetteville

3-8 @Columbia



ORGANIZATION
 COACHES & STAFF
 40-MAN ROSTER
 NON-ROSTER INVITES
 RECORDS & HISTORY
 OPPONENTS
MINOR LEAGUE OPERATIONS
 2024 Minor League Schedules
 BROADCAST INFORMATION
 TROPICANA FIELD & MISC.

MINOR LEAGUE SINGLE-SEASON LEADERS

BATTING LEADERS

Hits

Steve Cox, 1999	182
Delmon Young, 2005	176
Joey Gomes, 2005	172
Matt Diaz, 2001	172
Matt Diaz, 2003	170
Carl Crawford, 2000	170
Andrew Toles, 2013	169
Fernando Perez, 2006	168
Reid Brignac, 2006	167
Matt Diaz, 2004	167

Home Runs

Kevin Witt, 2006	36
Scott McClain, 1998	34
Tristan Gray, 2022	33
Junior Caminero, 2023	31
Tristan Gray, 2023	30
Dan Johnson, 2010	30
Ryan Royster, 2007	30
Jonny Gomes, 2002	30
4 tied	29

RBI

Steve Cox, 1999	127
Delmon Young, 2004	115
Scott McClain, 1998	109
Stephen Vogt, 2011	105
Scott McClain, 1999	104
Ozzie Timmons, 1999	104
Chris Nowak, 2006	103
Nathaniel Lowe, 2018	102
Wes Bankston, 2004	101
4 tied	99

Batting Avg. (min. 316 PA)

Jason Pridie, 2002	.368
Matt Diaz, 2003	.354
Stephen Vogt, 2010	.345
Steve Cox, 1999	.341
Jonathan Aranda, 2023	.339
Toby Hall, 2001	.335
Joey Gathright, 2003	.334
Toby Hall, 2000	.333
Matt Diaz, 2004	.332
2 tied	.331

Runs

Fernando Perez, 2006	123
Vidal Bruján, 2018	112
Steve Cox, 1999	107
Scott McClain, 1999	106
Jason Pridie, 2004	103
Austin Shenton, 2023	102
Jonny Gomes, 2002	102
Reid Brignac, 2006	100
Ozzie Timmons, 2000	100
Carl Crawford, 2000	99

Stolen Bases

Chandler Simpson, 2023	94
Álex Sánchez, 1997	92
Joey Gathright, 2003	69
Andrew Toles, 2013	62
Ty Morrison, 2010	58
Fernando Perez, 2005	57
Vidal Bruján, 2018	55
Carl Crawford, 2000	55
Álex Sánchez, 2000	54
Desmond Jennings, 2009	52

PITCHING LEADERS

Wins

Jake Faria, 2015	17
Heath Rollins, 2007	17
J.D. Martin, 2013	16
Blake Snell, 2015	15
Chris Mason, 2007	15
Andy Sonnanstine, 2006	15
7 tied	14

Strikeouts

Matt Moore, 2011	210
Matt Moore, 2010	208
Joe Ryan, 2019	183
Andy Sonnanstine, 2005	178
Matt Moore, 2009	176
Jake McGee, 2007	175
Neal Frenndling, 2000	174
Brent Honeywell Jr., 2017	172
Mason Montgomery, 2022	171
Jake McGee, 2006	171

Innings Pitched

Pablo Ortega, 1997	188.2
Andy Sonnanstine, 2006	185.2
Jim Magrane, 2001	182.0
Dan Wheeler, 1998	181.0
Andy Sonnanstine, 2005	180.2
Dylan Floro, 2014	178.2
Mark Malaska, 2001	174.2
Jason Standridge, 2002	173.0
Jim Magrane, 2000	173.0
2 tied	172.1

ERA (min. 130 IP)

Blake Snell, 2015	1.41
Dylan Floro, 2013	1.77
Michael Plassmeyer, 2019	1.91
Matt Moore, 2011	1.92
Jake Faria, 2015	1.92
Darin Downs, 2009	2.23
Wade Davis, 2007	2.50
Heath Rollins, 2007	2.54
Taj Bradley, 2022	2.57
Chris Mason, 2007	2.57

Saves

Evan Rust, 2002	31
Brad Schreiber, 2015	30
Lee Gardner, 2003	30
John Daniels, 1997	29
Josh Parker, 2003	28
Eddy Reyes, 1999	27
Neal Frontz, 2008	26
Billy Taylor, 2000	26
Eddie Gaillard, 1999	26
2 tied	25



BASEBALL AMERICA AWARDS

TOP 30 RAYS PROSPECTS / ENTERING 2024

1. Junior Caminero, INF	11. Yoniel Curet, RHP	21. Shane Sasaki, OF
2. Carson Williams, INF	12. Colton Ledbetter, OF	22. Brailor Guerrero, OF
3. Curtis Mead, INF	13. Santiago Suarez, RHP	23. Tre' Morgan, INF
4. Shane Baz, RHP	14. Marcus Johnson, RHP	24. Leonardo Pineda, OF
5. Xavier Isaac, INF	15. Jose Urbina, RHP	25. Willy Vasquez, INF
6. Brayden Taylor, INF	16. Mason Montgomery, LHP	26. Mason Auer, OF
7. Osleivis Basabe, INF	17. Ian Seymour, LHP	27. Kameron Misner, OF
8. Adrian Santana, INF	18. Austin Shenton, INF	28. Jacob Lopez, LHP
9. Jonny DeLuca, OF	19. Chandler Simpson, OF	29. Ben Peoples, RHP
10. Dominic Keegan, C	20. Cole Wilcox, RHP	30. Dru Baker, OF

BEST TOOLS, ORGANIZATION / ENTERING 2024

Best Hitter for Average	Xavier Isaac	Best Changeup	JJ Goss
Best Power Hitter	Junior Caminero	Best Control	Marcus Johnson
Best Strike-Zone Discipline	Chandler Simpson	Best Defensive Catcher	Logan Driscoll
Fastest Baserunner	Chandler Simpson	Best Defensive Infielder	Carson Williams
Best Athlete	Brock Jones	Best Infield Arm	Carson Williams
Best Fastball	Yoniel Curet	Best Defensive Outfielder	Mason Auer
Best Curveball	Santiago Suarez	Best Outfield Arm	Mason Auer
Best Slider	Shane Baz		

DID YOU KNOW?

ALL-STAR BALLOTING

In 2019, Major League Baseball introduced a revamped All-Star balloting process that features two phases of fan voting to determine the starting position players. The top three vote-getters at each position (and top nine outfielders) from the primary phase advance to The Starters Election. Fans then elect starters to the AL All-Star Team and NL squad from that pool of players.

The pitchers and reserves for both All-Star teams will be determined through a combination of player balloting and selections made by the Commissioner's Office. The managers of the teams that played in the previous year's World Series choose the batting orders and starting pitchers.

Since the first All-Star Game in 1933, selection of the All-Stars has shifted on several occasions between fans, players, managers and MLB. In 1933-34, selection of the All-Star teams was up to the fans, who could vote for All-Stars through newspaper ads featuring official ballots. From 1935-46, each league's eight managers selected the participants while the All-Star managers chose the starters. Balloting for the starting lineups, tabulated by the Associated Press, returned to the fans from 1947-57. However, a case of ballot-stuffing by Cincinnati fans in 1957 prompted Commissioner Ford Frick to make player selection the privilege of managers, players and coaches from 1958-69.

Commissioner Bowie Kuhn returned voting to the fans in 1970. Since then, fan balloting has developed into the largest voter participation program in the U.S. outside of state and national elections.



MINOR LEAGUE AWARDS

Pitcher of the Year

Dave Eiland	1998	Wade Davis	2007	Brent Honeywell Jr.	2016
Jason Standridge	1999	David Price	2008	Yonny Chirinos	2017
Jim Magrane	2000	Jeremy Hellickson	2009	Brock Burke	2018
Joe Kennedy	2001	Jeremy Hellickson	2010	Joe Ryan	2019
Lance Carter	2002	Matt Moore	2011	Shane Baz	2021
Scott Autrey	2003	Chris Archer	2012	Mason Montgomery	2022
Chad Orvella	2004	Dylan Floro	2013	Yoniel Curet	2023
Jason Hammel	2005	Blake Snell	2014		
Andy Sonnanstine	2006	Blake Snell	2015		

Player of the Year

Álex Sánchez	1998	Ryan Royster	2007	Casey Gillaspie	2016
Steve Cox	1999	Fernando Perez	2008	Jesús Sánchez	2017
Aubrey Huff	2000	Desmond Jennings	2009	Nathaniel Lowe	2018
Toby Hall	2001	Dan Johnson	2010	Wander Franco	2019
Rocco Baldelli	2002	Stephen Vogt	2011	Josh Lowe	2021
Joey Gathright	2003	Todd Glaesmann	2012	Kyle Manzardo	2022
Delmon Young	2004	Andrew Toles	2013	Junior Caminero	2023
Delmon Young	2005	Johnny Field	2014		
Reid Brignac	2006	Richie Shaffer	2015		

Erik Walker Community Champion

Pat Cottrell	2007	Geoff Rowan	2013	Simon Rosenblum-Larson	2019
Matt Spring	2008	Jacob Faria	2014	Jim Haley	2021
Ryan Wiegand	2009	Mark Sappington	2015	Bobby Seymour	2022
Stephen Vogt	2010	Zac Law	2016	Gionti Turner	2023
Matt Hall	2011	Miles Mastrobuoni	2017		
Joe Cruz	2012	Carl Chester	2018		

DID YOU KNOW?

RAYS ORGANIZATIONAL CHAMPIONS

YEAR TEAM (LEVEL)

1997	St. Petersburg (A)
1999	Orlando (AA) Hudson Valley (SS-A)
2002	Durham (AAA)
2003	Durham (AAA)
2006	Montgomery (AA)
2007	Columbus (A) Montgomery (AA)
2009	Durham (AAA) VSL Rays (R)
2011	VSL Rays (R)
2012	Hudson Valley (SS-A)
2013	Durham (AAA)

YEAR TEAM (LEVEL)

2015	Charlotte (A)
2017	Durham (AAA) Hudson Valley (SS-A)
2018	Durham (AAA) Bowling Green (A) DSL Rays 1 (R)
2021	Durham (AAA) Bowling Green (A) Charleston (A) FCL Rays (R)
2022	Durham (AAA) Bowling Green (A) Charleston (A)
2023	Charleston (A)



MINOR LEAGUE HISTORY

TRIPLE-A

TEAM	LEAGUE	YEAR(S)
Durham Bulls	International League/Triple-A East	1998-Current

DOUBLE-A

TEAM	LEAGUE	YEAR(S)
Montgomery Biscuits	Southern League/Double-A South	2004-Current
Orlando Rays	Southern League	1999-2003

HIGH-A (ADVANCED)

TEAM	LEAGUE	YEAR(S)
Bowling Green Hot Rods	South Atlantic League/High-A East	2021-Current
Charlotte Stone Crabs	Florida State League	2009-20
Vero Beach Devil Rays	Florida State League	2007-08
Visalia Oaks	California League	2005-06
Bakersfield Blaze	California League	2001-04
St. Petersburg Devil Rays	Florida State League	1997-2000

CLASS-A (FULL SEASON)

TEAM	LEAGUE	YEAR(S)
Charleston (S.C.) RiverDogs	Carolina League/Low-A East	2021-Current
Bowling Green Hot Rods	Midwest League/South Atlantic League	2009-20
Columbus Catfish	South Atlantic League	2007-08
Southwest Michigan Devil Rays	Midwest League	2005-06
Charleston (S.C.) RiverDogs	Midwest League/South Atlantic League	1997-2004

CLASS-A (SHORT SEASON)

TEAM	LEAGUE	YEAR(S)
Hudson Valley Renegades	New York-Penn League	1996-2020
Butte Copper Kings	Pioneer League	1996

ROOKIE-LEVEL

TEAM	LEAGUE	YEAR(S)
FCL Rays/GCL Rays (Port Charlotte)	Florida Complex League/Gulf Coast League	2009-Current
DSL Rays	Dominican Summer League	2008-Current
Princeton Rays	Appalachian League	1997-2020
VSL Rays	Venezuelan Summer League	2008-15
GCL Devil Rays (St. Petersburg)	Gulf Coast League	1996-98

DID YOU KNOW?

BEST RECORDS AMONG FULL-SEASON MINOR LEAGUE AFFILIATES, 2021-23

TEAM	Level	W-L	WIN%
Fresno Grizzlies (COL)	Class-A	235-144	.620
Charleston RiverDogs (TB)	Class-A	236-147	.616
Bowling Green Hot Rods (TB)	High-A	229-145	.612
Somerset Patriots (NYY)	Double-A	239-153	.610
Durham Bulls (TB)	Triple-A	260-170	.605
Cedar Rapids Kernels (MIN)	High-A	222-161	.580
Reno Aces (AZ)	Triple-A	243-179	.576



MINOR LEAGUE PLAYERS

AGEVEDO, EDUARDO / OUTFIELDER

BATS **Left**
THROWS **Left**
HEIGHT **5'10"**
WEIGHT **170**

BORN **9/25/05** in Puerto Plata, DR
RESIDES **Puerto Plata, DR**
SIGNING SCOUT **Danny Santana**
ACQUIRED **Signed as a free agent on September 7, 2023**

ACTON, GARRETT / RIGHT-HANDED PITCHER

BATS **Left**
THROWS **Right**
HEIGHT **6'2"**
WEIGHT **215**

BORN **6/15/98** in Naperville, IL
RESIDES **Lemont, IL**
SIGNING SCOUT **Derek Lee**
ACQUIRED **Signed as a free agent on December 15, 2023**

YEAR	CLUB	W	L	ERA	G	GS	CG	SHO	SV	IP	H	R	ER	HR	HB	BB-I	SO	WP	BK
2021	Stockton	2	0	3.72	20	0	0	0	0	36.1	31	15	15	6	1	14-0	53	4	0
	Lansing	1	0	3.63	14	0	0	0	2	17.1	10	7	7	3	0	4-0	34	0	0
2022	Midland	1	3	4.23	19	0	0	0	6	27.2	29	16	13	3	0	14-4	42	0	0
	Las Vegas	2	6	5.53	32	2	0	0	3	42.1	46	32	26	12	2	15-0	50	0	1
2023	Las Vegas	5	2	5.59	21	0	0	0	3	29.0	25	19	18	7	0	11-0	33	1	0
	Oakland	0	0	12.71	6	0	0	0	0	5.2	9	8	8	3	1	5-2	5	0	0
Minor League Totals		11	11	4.66	106	2	0	0	14	152.2	141	89	79	31	3	58-4	212	5	1
Major League Totals		0	0	12.71	6	0	0	0	0	5.2	9	8	8	3	1	5-2	5	0	0

AFANADOR, EMILIO / RIGHT-HANDED PITCHER

BATS **Right**
THROWS **Right**
HEIGHT **6'1"**
WEIGHT **200**

BORN **2/10/03** in Ciudad Bolivar, VEN
RESIDES **Ciudad Bolivar, VEN**
SIGNING SCOUT **Carlos León**
ACQUIRED **Signed as a free agent on June 29, 2021**

YEAR	CLUB	W	L	ERA	G	GS	CG	SHO	SV	IP	H	R	ER	HR	HB	BB-I	SO	WP	BK
2021	DSL Rays 1	0	2	9.00	7	1	0	0	1	8.0	12	9	8	0	1	8-0	6	5	0
2022	DSL Rays	1	2	9.30	12	5	0	0	0	20.1	20	22	21	3	2	24-0	25	9	1
2023										Injured-Did Not Pitch									
Minor League Totals		1	4	9.21	19	6	0	0	1	28.1	32	31	29	3	3	32-0	31	14	1

ALBERTO, ALEXANDER / RIGHT-HANDED PITCHER

BATS **Right**
THROWS **Right**
HEIGHT **6'8"**
WEIGHT **190**

BORN **11/2/01** in Distrito Nacional, DR
RESIDES **Villa Altigracia, DR**
SIGNING SCOUT **Daniel Santana**
ACQUIRED **Signed as a free agent on November 25, 2019**

YEAR	CLUB	W	L	ERA	G	GS	CG	SHO	SV	IP	H	R	ER	HR	HB	BB-I	SO	WP	BK
2021	DSL Rays 1	1	2	4.21	14	2	0	0	0	25.2	25	17	12	0	4	19-0	21	15	0
2022	FCL Rays	1	1	6.44	13	10	0	0	0	36.1	36	29	26	1	6	22-0	40	15	0
2023	FCL Rays	1	3	5.79	11	3	0	0	0	28.0	13	20	18	0	5	23-0	32	7	1
Minor League Totals		3	6	5.60	38	15	0	0	0	90.0	74	66	56	1	15	64-0	93	37	1



ALCALA, DAMIAN / RIGHT-HANDED PITCHER

BATS **Right**
THROWS **Right**
HEIGHT **6'1"**
WEIGHT **165**

BORN **6/10/05** in San Pedro de Macoris, DR
RESIDES **San Pedro de Macoris, DR**
SIGNING SCOUT **Danny Santana**
ACQUIRED **Signed as a free agent on January 15, 2024**

ALVAREZ, NELSON / RIGHT-HANDED PITCHER

BATS **Right**
THROWS **Right**
HEIGHT **6'4"**
WEIGHT **230**

BORN **6/11/98** in Miami, FL
RESIDES **Miami, FL**
SIGNING SCOUT **Ronnie Merrill (Yankees)**
ACQUIRED **Selected from New York-AL in the Triple-A phase of the 2022 Rule 5 Draft**

YEAR	CLUB	W	L	ERA	G	GS	CG	SHO	SV	IP	H	R	ER	HR	HB	BB-I	SO	WP	BK	
2019	GCL Yankees West	1	0	0.00	2	0	0	0	0	2.0	1	0	0	0	0	1-0	1	0	0	
	GCL Yankees East	0	1	27.00	1	0	0	0	0	0.2	1	2	2	0	0	2-0	1	1	0	
	Pulaski	2	1	8.84	13	0	0	0	1	19.1	26	20	19	4	0	9-0	23	1	0	
2020		Did Not Pitch																		
2021	Hudson Valley	3	2	8.55	30	0	0	0	1	40.0	43	43	38	9	8	32-0	41	14	0	
2022	Hudson Valley	5	2	2.85	35	0	0	0	4	53.2	35	21	17	3	2	32-0	65	9	0	
2023	Bowling Green	2	1	2.30	10	0	0	0	2	15.2	12	6	4	0	3	6-1	22	4	0	
	Montgomery	5	4	4.14	34	0	0	0	2	37.0	28	18	17	2	4	16-0	57	8	0	
Minor League Totals		18	11	5.19	125	0	0	0	10	168.1	146	110	97	18	17	98-1	210	37	0	

ANTUNEZ, ANDREIMI / INFIELDER

BATS **Right**
THROWS **Right**
HEIGHT **5'10"**
WEIGHT **145**

BORN **11/5/06** in Valencia, VEN
RESIDES **Valencia, VEN**
SIGNING SCOUT **William Bergolla/Marlon Roche**
ACQUIRED **Signed as a free agent on January 15, 2024**

ARANGUREN, JHONNY / RIGHT-HANDED PITCHER

BATS **Right**
THROWS **Right**
HEIGHT **6'1"**
WEIGHT **185**

BORN **10/24/06** in Maracay, VEN
RESIDES **Caucagua, VEN**
SIGNING SCOUT **William Bergolla/Marlon Roche**
ACQUIRED **Signed as a free agent on January 15, 2024**

ARIZA, LUIS / CATCHER

BATS **Right**
THROWS **Right**
HEIGHT **5'11"**
WEIGHT **155**

BORN **5/8/04** in Higueroate, VEN
RESIDES **Maracay, VEN**
SIGNING SCOUT **William Bergolla**
ACQUIRED **Signed as a free agent on January 15, 2021**

YEAR	CLUB	AVG	G	AB	R	H	2B	3B	HR	RBI	SH	SF	HB	BB-I	SO	SB	CS	GDP	OBP	SLG
2021	DSL Rays 1	.255	45	153	25	39	10	1	3	24	0	2	3	15-0	47	4	4	2	.329	.392
2022	DSL Tampa Bay	.239	46	159	29	38	6	1	1	25	0	2	7	23-0	40	6	2	2	.356	.308
2023	FCL Rays	.281	21	64	8	18	5	0	1	8	0	0	1	4-0	14	0	0	2	.333	.406
Minor League Totals		.253	112	376	62	95	21	2	5	57	0	4	11	42-0	101	10	6	6	.342	.359



ASKEW, KEYSHAWN / LEFT-HANDED PITCHER

BATS **Left**
 THROWS **Left**
 HEIGHT **6'4"**
 WEIGHT **190**

BORN **1/5/00 in Atlanta, GA**
 RESIDES **Powder Springs, GA**
 SIGNING SCOUT **Marlin McPhail (Mets)**
 ACQUIRED **Via trade from New York-NL on December 7, 2022**

YEAR	CLUB	W	L	ERA	G	GS	CG	SHO	SV	IP	H	R	ER	HR	HB	BB-I	SO	WP	BK
2021	FCL Mets	2	0	1.00	4	1	0	0	0	9.0	3	1	1	1	2	4-0	14	2	0
2022	St. Lucie	4	0	1.93	13	4	0	0	1	46.2	28	16	10	3	6	19-0	64	4	0
	Brooklyn	1	0	3.66	5	4	0	0	0	19.2	15	8	8	0	4	9-0	28	2	0
2023	Bowling Green	8	6	3.70	24	9	0	0	2	75.1	58	40	31	6	10	32-0	104	6	1
	Montgomery	1	0	4.98	11	0	0	0	3	21.2	15	12	12	1	5	14-0	26	3	1
Minor League Totals		16	6	3.24	57	18	0	0	6	172.1	119	77	62	11	27	78-0	236	17	2

AUER, MASON / OUTFIELDER

BATS **Right**
 THROWS **Right**
 HEIGHT **6'0"**
 WEIGHT **210**

BORN **3/1/01 in Joplin, MO**
 RESIDES **Springfield, MO**
 SIGNING SCOUT **Pat Murphy**
 ACQUIRED **Selected in the fifth round of the 2021 First-Year Player Draft**

2023 His 47 SB were tied for second most in the Southern League and third most among Rays minor leaguers...ranked by *Baseball America* as the No. 26 prospect in the Rays system following the season...the publication also tabbed him as the Best Defensive Outfielder and Best Outfield Arm in the organization...*Baseball America* also named him the Fastest Runner in the Southern League in its Best Tools survey. **2022** Named Baserunner of the Year by the Rays Baseball Operations department...hit .290/.372/.487 (133-for-458) with 21 2B, 12 3B, 15 HR and 62 RBI in 115 games between Class-A Charleston and Class-A Bowling Green...was successful on 87.3 pct. (48 of 55) of stolen base attempts between the two levels, leading Rays minor leaguers in stolen bases...tied for the minor league lead in triples and ranked among Rays minor leaguers in total bases (2nd, 223), hits (3rd), runs (3rd, 84), XBH (T6th, 48) and walks (8th, 55)...hit .229/.308/.471 (16-for-70) with 3 HR, 13 RBI and 8 SB in 18 games for the Mesa Solar Sox in the Arizona Fall League...ranked by *Baseball America* as the No. 7 prospect in the Rays system following the season...the publication also tabbed him as the Best Athlete, Best Defensive Outfielder and Best Outfield Arm in the organization. **PERSONAL** Hit .373/.525/.627 (76-for-204) with 11 2B, 11 HR and 56 RBI in 64 games in his only season at San Jacinto College North...played for Missouri State University in the shortened 2020 season before transferring...previously selected by the Cubs in the 39th round of the 2019 First-Year Player Draft out of Kickapoo (Mo.) High School...committed to the University of Oregon before signing with the Rays.

YEAR	CLUB	AVG	G	AB	R	H	2B	3B	HR	RBI	SH	SF	HB	BB-I	SO	SB	CS	GDP	OBP	SLG
2021	FCL Rays	.265	11	34	7	9	2	0	0	3	0	0	1	6-1	7	10	1	1	.390	.324
2022	Charleston	.293	60	232	46	68	13	9	4	31	0	4	3	31-0	48	24	3	2	.378	.478
	Bowling Green	.288	55	226	38	65	8	3	11	31	0	3	6	24-0	62	24	4	1	.367	.496
2023	Montgomery	.205	124	454	59	93	18	7	11	51	0	1	7	49-1	184	47	11	1	.292	.348
Minor League Totals		.248	250	946	150	235	41	19	26	116	0	8	17	110-2	301	105	19	5	.335	.414

AYALA JR., ALEX / LEFT-HANDED PITCHER

BATS **Right**
 THROWS **Left**
 HEIGHT **6'2"**
 WEIGHT **205**

BORN **11/26/01 in Chiriqui, Panama**
 RESIDES **Doral, FL**
 SIGNING SCOUT **Victor Rodriguez**
 ACQUIRED **Selected in the ninth round of the 2021 First-Year Player Draft**

YEAR	CLUB	W	L	ERA	G	GS	CG	SHO	SV	IP	H	R	ER	HR	HB	BB-I	SO	WP	BK
2021	FCL Rays	0	0	0.00	4	0	0	0	0	5.2	1	0	0	0	1	3-0	10	0	0
2022	FCL Rays	1	0	2.70	6	4	0	0	0	20.0	15	6	6	0	1	11-0	24	2	1
	Charleston	3	1	4.14	10	2	0	0	1	37.0	27	18	17	4	4	13-0	44	6	3
2023	Charleston	2	5	4.84	22	17	0	0	0	70.2	51	42	38	9	8	44-0	57	9	1
	Bowling Green	0	0	9.00	1	0	0	0	0	3.0	2	3	3	2	1	2-0	2	0	0
Minor League Totals		6	6	4.22	43	23	0	0	1	136.1	96	69	64	15	15	73-0	137	17	5



AYBAR, NICANDRO / INFILDER

BATS **Switch**
THROWS **Right**
HEIGHT **6'1"**
WEIGHT **170**

BORN **9/8/04** in **El Limonal, DR**
RESIDES **El Limonal, DR**
SIGNING SCOUT **Daniel Santana**
ACQUIRED **Signed as a free agent on January 15, 2022**

YEAR	CLUB	AVG	G	AB	R	H	2B	3B	HR	RBI	SH	SF	HB	BB-I	SO	SB	CS	GDP	OBP	SLG
2022	DSL Tampa Bay	.261	45	157	21	41	6	3	1	14	0	1	1	33-0	30	9	4	5	.391	.357
2023	DSL Rays	.277	49	188	37	52	5	5	3	29	0	3	1	29-0	33	11	6	4	.371	.404
Minor League Totals		.270	94	345	58	93	11	8	4	43	0	4	2	62-0	63	20	10	9	.380	.383

BAKER, DRU / OUTFIELDER

BATS **Right**
THROWS **Right**
HEIGHT **5'11"**
WEIGHT **195**

BORN **3/22/00** in **Tomball, TX**
RESIDES **Brenham, TX**
SIGNING SCOUT **Pat Murphy**
ACQUIRED **Selected in the fourth round of the 2021 First-Year Player Draft**

2023 Was named Player of the Month for July by the Rays Baseball Operations department after hitting .319 (23-for-72) with 3 3B, 4 HR, 10 RBI and 5 SB in 21 games for Class-A Bowling Green...ranked among Rays minor leaguers in triples (1st, 8), steals (2nd, 49), hits (3rd, 133), AVG (4th, .302), runs (T5th, 82), OPS (6th, .856), total bases (7th, 208) and OBP (9th, .384)...named to the Rays Organizational All-Star Team and the South Atlantic League postseason All-Star Team by MLB.com...ranked by Baseball America as the No. 30 prospect in the Rays system following the season. **PERSONAL** Hit .343/.406/.484 (73-for-213) with 14 2B, 2 3B, 4 HR, 32 RBI and 18 SB in 51 games as a sophomore at Texas Tech University...led the Red Raiders in AVG, doubles and stolen bases and recorded seven outfield assists to earn first team All-Conference honors.

YEAR	CLUB	AVG	G	AB	R	H	2B	3B	HR	RBI	SH	SF	HB	BB-I	SO	SB	CS	GDP	OBP	SLG
2021	FCL Rays	.289	12	45	8	13	2	2	0	10	0	0	1	3-0	9	6	0	0	.347	.422
2022	Charleston	.361	25	97	20	35	2	2	3	23	0	0	2	16-0	21	17	3	1	.461	.515
	Bowling Green	.224	22	85	18	19	7	0	3	9	0	0	0	13-0	27	4	1	1	.327	.412
2023	Bowling Green	.307	90	326	58	100	11	5	13	39	1	1	9	40-0	86	38	3	4	.396	.491
	Montgomery	.287	30	115	24	33	6	3	1	15	0	1	4	7-0	28	11	2	2	.346	.417
Minor League Totals		.299	179	668	128	200	28	12	20	96	1	2	16	79-0	171	76	9	8	.386	.467

BARETE, CRISTOPHER / OUTFIELDER

BATS **Left**
THROWS **Left**
HEIGHT **5'9"**
WEIGHT **155**

BORN **12/10/01** in **San Pedro de Macoris, DR**
RESIDES **San Pedro de Macoris, DR**
SIGNING SCOUT **Daniel Santana**
ACQUIRED **Signed as a free agent on August 29, 2018**

YEAR	CLUB	AVG	G	AB	R	H	2B	3B	HR	RBI	SH	SF	HB	BB-I	SO	SB	CS	GDP	OBP	SLG
2019	DSL Rays 1	.200	53	190	30	38	7	0	1	12	3	0	3	20-0	32	14	7	1	.286	.253
2020														Did Not Play						
2021	DSL Rays 1	.309	41	110	20	34	10	3	2	13	0	0	1	19-0	27	9	3	1	.415	.509
2022	FCL Rays	.357	3	14	5	5	2	0	0	5	0	0	0	0-0	4	1	0	0	.357	.500
2023	Charleston	.252	103	330	46	83	12	2	2	33	5	2	2	31-0	95	25	8	4	.318	.318
Minor League Totals		.248	200	644	101	160	31	5	5	63	8	2	6	70-0	158	49	18	6	.327	.335



BARREAT, ELIS / INFIELDER

BATS **Right**
THROWS **Right**
HEIGHT **5'9"**
WEIGHT **160**

BORN **5/22/03** in **La Victoria, VEN**
RESIDES **Maracay, VEN**
SIGNING SCOUT **Marlon Roche/William Bergolla**
ACQUIRED **Signed as a free agent on July 2, 2019**

YEAR	CLUB	AVG	G	AB	R	H	2B	3B	HR	RBI	SH	SF	HB	BB-I	SO	SB	CS	GDP	OBP	SLG
2022	DSL Tampa Bay	.292	35	106	19	31	6	2	2	17	0	1	9	14-0	16	3	1	1	.415	.443
	DSL Rays	.333	1	3	0	1	0	0	0	1	0	0	0	1-0	0	3	0	0	.500	.333
2023	FCL Rays	.206	14	34	4	7	0	0	0	2	0	1	0	4-0	7	0	1	1	.282	.206
	Montgomery	.333	1	3	0	1	0	0	0	0	0	0	0	0-0	1	0	0	0	.333	.333
Minor League Totals		.274	51	146	23	40	6	2	2	20	0	2	9	19-0	24	6	2	2	.386	.384

BASTARDO, CRISTIAN / RIGHT-HANDED PITCHER

BATS **Right**
THROWS **Right**
HEIGHT **6'2"**
WEIGHT **190**

BORN **7/4/03** in **Sucre, VEN**
RESIDES **Sucre, VEN**
SIGNING SCOUT **Frank Tineo/William Bergolla**
ACQUIRED **Signed as a free agent on November 16, 2021**

YEAR	CLUB	W	L	ERA	G	GS	CG	SHO	SV	IP	H	R	ER	HR	HB	BB-I	SO	WP	BK
2022	DSL Rays	0	0	4.50	5	2	0	0	0	6.0	7	3	3	1	1	4-0	5	2	1
2023																			

Injured-Did Not Pitch

BATISTA, DOMINGO / INFIELDER

BATS **Left**
THROWS **Right**
HEIGHT **6'1"**
WEIGHT **170**

BORN **2/8/07** in **Samaná, DR**
RESIDES **Samaná, DR**
SIGNING SCOUT **Danny Santana**
ACQUIRED **Signed as a free agent on January 15, 2024**

BATTLES, JALEN / INFIELDER

BATS **Right**
THROWS **Right**
HEIGHT **6'2"**
WEIGHT **210**

BORN **12/20/99** in **San Antonio, TX**
RESIDES **San Antonio, TX**
SIGNING SCOUT **Matt Alison**
ACQUIRED **Selected in the fifth round of the 2022 First-Year Player Draft**

YEAR	CLUB	AVG	G	AB	R	H	2B	3B	HR	RBI	SH	SF	HB	BB-I	SO	SB	CS	GDP	OBP	SLG
2022	FCL Rays	.200	5	20	3	4	0	0	0	1	0	0	0	0-0	2	1	0	1	.200	.200
2023	Charleston	.158	7	19	0	3	1	0	0	3	0	0	0	2-0	8	0	0	0	.238	.211
	Bowling Green	.232	68	224	35	52	5	1	6	31	1	1	5	23-0	69	3	6	7	.316	.344
	Montgomery	.206	19	63	7	13	1	0	0	2	0	0	0	2-0	19	3	2	2	.231	.222
Minor League Totals		.221	99	326	45	72	7	1	6	37	1	1	5	27-0	98	7	8	10	.290	.304

BAUTISTA, ISRAFELL / INFIELDER

BATS **Switch**
THROWS **Right**
HEIGHT **6'2"**
WEIGHT **155**

BORN **10/13/06** in **Puerto Plata, DR**
RESIDES **La Romana, DR**
SIGNING SCOUT **Danny Santana/Remmy Hernandez**
ACQUIRED **Signed as a free agent on January 15, 2024**



BAUTISTA, LUIS / RIGHT-HANDED PITCHER

BATS **Right**
THROWS **Right**
HEIGHT **6'1"**
WEIGHT **180**

BORN **10/7/02** in San Pedro de Macoris, DR
RESIDES **San Pedro de Macoris, DR**
SIGNING SCOUT **Danny Santana**
ACQUIRED **Signed as a free agent on March 3, 2023**

YEAR	CLUB	W	L	ERA	G	GS	CG	SHO	SV	IP	H	R	ER	HR	HB	BB-I	SO	WP	BK
2023	DSL Tampa Bay	1	1	5.32	14	0	0	0	1	22.0	17	13	13	1	3	18-0	20	6	0

BELGE, JEFF / LEFT-HANDED PITCHER

BATS **Left**
THROWS **Left**
HEIGHT **6'5"**
WEIGHT **225**

BORN **12/4/97** in Syracuse, NY
RESIDES **Syracuse, NY**
SIGNING SCOUT **John Pyle (Dodgers)**
ACQUIRED **Via trade from Los Angeles-NL on December 14, 2022**

YEAR	CLUB	W	L	ERA	G	GS	CG	SHO	SV	IP	H	R	ER	HR	HB	BB-I	SO	WP	BK
2019	AZL Dodgers	0	0	5.40	2	0	0	0	0	1.2	1	1	1	0	0	1-0	2	1	0
	Ogden	2	0	0.53	12	0	0	0	0	17.0	10	1	1	0	3	9-0	26	1	0
	Great Lakes	0	0	1.93	4	0	0	0	0	4.2	2	1	1	0	0	5-0	3	1	0
2020										Did Not Pitch									
2021	Great Lakes	2	2	5.61	31	0	0	0	5	43.1	39	33	27	4	2	34-1	63	8	0
2022	Great Lakes	3	3	3.66	29	1	0	0	5	32.0	22	13	13	2	2	17-0	50	6	0
2023	Montgomery	6	1	3.48	41	0	0	0	2	51.2	42	21	20	2	0	31-0	74	7	2
Minor League Totals		13	6	3.77	119	1	0	0	12	150.1	116	70	63	8	7	97-1	218	24	2

BENUA, ALENDRY / RIGHT-HANDED PITCHER

BATS **Right**
THROWS **Right**
HEIGHT **5'11"**
WEIGHT **165**

BORN **8/18/05** in San Pedro de Macoris, DR
RESIDES **San Pedro de Macoris, DR**
SIGNING SCOUT **Danny Santana/Remmy Hernandez**
ACQUIRED **Signed as a free agent on May 26, 2023**

YEAR	CLUB	W	L	ERA	G	GS	CG	SHO	SV	IP	H	R	ER	HR	HB	BB-I	SO	WP	BK
2023	DSL Tampa Bay	2	2	10.07	15	1	0	0	1	22.1	28	27	25	3	7	13-0	21	11	1

BERBESI, ALAN / RIGHT-HANDED PITCHER

BATS **Right**
THROWS **Right**
HEIGHT **5'3"**
WEIGHT **190**

BORN **8/20/02** in Valencia, VEZ
RESIDES **Guigue, VEZ**
SIGNING SCOUT **William Bergolla/Marlon Roche**
ACQUIRED **Signed as a free agent on April 26, 2023**

YEAR	CLUB	W	L	ERA	G	GS	CG	SHO	SV	IP	H	R	ER	HR	HB	BB-I	SO	WP	BK
2023	DSL Tampa Bay	2	0	4/73	7	0	0	0	0	13.1	10	7	7	0	0	4-0	12	3	0

BIERD, FREDIRY / RIGHT-HANDED PITCHER

BATS **Right**
THROWS **Right**
HEIGHT **5'11"**
WEIGHT **155**

BORN **2/28/04** in Rio San Juan, DR
RESIDES **Rio San Juan, DR**
SIGNING SCOUT **Danny Santana/Remmy Hernandez**
ACQUIRED **Signed as a free agent on September 7, 2023**



BITSKO, NICK / RIGHT-HANDED PITCHER

BATS **Right**
THROWS **Right**
HEIGHT **6'4"**
WEIGHT **225**

BORN **6/16/02** in Doylestown, PA
RESIDES **Ocean Breeze, FL**
SIGNING SCOUT **Zach Clark**
ACQUIRED **Selected in the first round (24th overall) of the 2020 First-Year Player Draft**

YEAR	CLUB	W	L	ERA	G	GS	CG	SHO	SV	IP	H	R	ER	HR	HB	BB-I	SO	WP	BK
2022	FCL Rays	1	2	7.41	10	8	0	0	0	17.0	14	16	14	0	4	20-0	15	3	0
	Charleston	0	0	4.00	4	4	0	0	0	9.0	8	4	4	0	0	7-0	5	2	0
2023										Injured-Did Not Pitch									
Minor League Totals		1	2	6.23	14	12	0	0	0	26.0	22	20	18	0	4	27-0	20	5	0

BLANCO, CARLOS / CATCHER

BATS **Left**
THROWS **Right**
HEIGHT **6'0"**
WEIGHT **175**

BORN **1/23/04** in Puerto Ordaz, VEN
RESIDES **Puerto Ordaz, VEN**
SIGNING SCOUT **Juan Castillo/William Bergolla**
ACQUIRED **Signed as a free agent on December 9, 2022**

YEAR	CLUB	AVG	G	AB	R	H	2B	3B	HR	RBI	SH	SF	HB	BB-I	SO	SB	CS	GDP	OBP	SLG
2023	DSL Rays	.258	36	124	30	32	9	1	0	21	0	0	2	11-0	29	5	2	3	.328	.347
	DSL Tampa Bay	.000	1	2	0	0	0	0	0	0	0	0	0	0-0	0	0	0	0	.000	.000
Minor League Totals		.254	37	126	30	32	9	1	0	21	0	0	2	11-0	29	5	2	3	.324	.341

BOUCHER, ADAM / RIGHT-HANDED PITCHER

BATS **Right**
THROWS **Right**
HEIGHT **6'5"**
WEIGHT **235**

BORN **10/29/01** in Metuchen, NJ
RESIDES **Metuchen, NJ**
SIGNING SCOUT **Luke Harrigan**
ACQUIRED **Selected in the 10th round of the 2023 First-Year Player Draft**

YEAR	CLUB	W	L	ERA	G	GS	CG	SHO	SV	IP	H	R	ER	HR	HB	BB-I	SO	WP	BK
2023	FCL Rays	1	0	4.50	2	0	0	0	0	2.0	2	1	1	0	0	3-0	5	0	0

BRACHI, ANGEL / INFIELDER

BATS **Right**
THROWS **Right**
HEIGHT **5'10"**
WEIGHT **165**

BORN **1/5/07** in Cumana, VEN
RESIDES **Cumana, VEN**
SIGNING SCOUT **William Bergolla/Alex Zuniga/Juan Castillo**
ACQUIRED **Signed as a free agent on January 15, 2024**

BRECHT, BEN / LEFT-HANDED PITCHER

BATS **Left**
THROWS **Left**
HEIGHT **6'7"**
WEIGHT **225**

BORN **1/7/98** in Evanston, IL
RESIDES **Wilmette, IL**
SIGNING SCOUT **Greg Whitworth**
ACQUIRED **Selected in the fifth round of the 2019 First-Year Player Draft**

YEAR	CLUB	W	L	ERA	G	GS	CG	SHO	SV	IP	H	R	ER	HR	HB	BB-I	SO	WP	BK
2019	Hudson Valley	2	0	2.19	10	6	0	0	0	24.2	18	7	6	0	0	4-0	23	1	1
2020										Did Not Pitch									
2021	Charleston	5	3	3.23	19	16	0	0	0	75.1	58	32	27	9	1	14-0	70	2	0
2022	FCL Rays	0	0	0.00	1	0	0	0	0	2.0	0	0	0	0	0	0-0	4	0	0
	Bowling Green	2	2	3.16	11	11	0	0	0	42.2	48	20	15	7	0	6-0	49	2	0
2023										Injured-Did Not Pitch									
Minor League Totals		9	5	2.99	41	33	0	0	0	144.2	124	59	48	16	1	24-0	146	5	1



BROECKER, BRYAN / CATCHER

BATS **Right**
 THROWS **Right**
 HEIGHT **6'2"**
 WEIGHT **200**

BORN **1/26/02** in **Chicago, IL**
 RESIDES **Chicago, IL**
 SIGNING SCOUT **Austin Cousino**
 ACQUIRED **Selected in the 13th round of the 2023 First-Year Player Draft**

YEAR	CLUB	AVG	G	AB	R	H	2B	3B	HR	RBI	SH	SF	HB	BB-I	SO	SB	CS	GDP	OBP	SLG
2023	FCL Rays	.313	4	16	4	5	0	0	0	3	0	0	0	1-0	2	0	0	0	.353	.313
	Charleston	.100	17	50	5	5	0	0	2	6	0	0	2	9-0	23	3	0	0	.262	.220
Minor League Totals		.152	21	66	9	10	0	0	2	9	0	0	2	10-0	25	3	0	0	.282	.242

BROOKS, ROBERT / CATCHER

BATS **Right**
 THROWS **Right**
 HEIGHT **5'9"**
 WEIGHT **210**

BORN **11/21/98** in **Marietta, GA**
 RESIDES **Delaware, OH**
 SIGNING SCOUT **N/A**
 ACQUIRED **Signed as a free agent on March 8, 2023**

YEAR	CLUB	AVG	G	AB	R	H	2B	3B	HR	RBI	SH	SF	HB	BB-I	SO	SB	CS	GDP	OBP	SLG
2023	FCL Rays	.222	9	18	1	4	0	0	0	0	0	0	0	3-0	6	0	0	0	.333	.222

BROWN, BLAKE / RIGHT-HANDED PITCHER

BATS **Right**
 THROWS **Right**
 HEIGHT **6'0"**
 WEIGHT **200**

BORN **8/18/98** in **Dallas, NC**
 RESIDES **Dallas, NC**
 SIGNING SCOUT **Kellan McKeon (Phillies)**
 ACQUIRED **Selected from Philadelphia in the Triple-A phase of the 2023 Rule 5 Draft**

YEAR	CLUB	W	L	ERA	G	GS	CG	SHO	SV	IP	H	R	ER	HR	HB	BB-I	SO	WP	BK
2021	Jersey Shore	2	1	3.15	33	0	0	0	8	40.0	22	16	14	2	4	34-0	58	6	0
	Reading	0	0	0.00	1	0	0	0	0	1.0	0	0	0	0	0	2-0	1	1	0
2022	Injured-Did Not Pitch																		
2023	Injured-Did Not Pitch																		
Minor League Totals		2	1	3.07	34	0	0	0	8	41.0	22	16	14	2	4	36-0	59	7	0

CABRAL, ISMAEL / RIGHT-HANDED PITCHER

BATS **Right**
 THROWS **Right**
 HEIGHT **6'1"**
 WEIGHT **195**

BORN **12/19/03** in **Bonao, DR**
 RESIDES **Bonao, DR**
 SIGNING SCOUT **Daniel Santana/Felix Fermin Jr.**
 ACQUIRED **Signed as a free agent on August 25, 2022**

YEAR	CLUB	W	L	ERA	G	GS	CG	SHO	SV	IP	H	R	ER	HR	HB	BB-I	SO	WP	BK
2023	DSL Rays	6	1	4.94	13	0	0	0	0	23.2	22	17	13	1	5	17-0	15	5	0

CABRERA, BALDEMIX / RIGHT-HANDED PITCHER

BATS **Right**
 THROWS **Right**
 HEIGHT **6'2"**
 WEIGHT **190**

BORN **3/28/03** in **Santiago, DR**
 RESIDES **Santiago, DR**
 SIGNING SCOUT **Daniel Santana/Jorge Perez**
 ACQUIRED **Signed as a free agent on January 15, 2023**

YEAR	CLUB	W	L	ERA	G	GS	CG	SHO	SV	IP	H	R	ER	HR	HB	BB-I	SO	WP	BK
2023	DSL Tampa Bay	0	1	2.65	6	5	0	0	0	17.0	16	10	5	2	0	4-0	10	5	0



CAMPOS, ALEXANDER / RIGHT-HANDED PITCHER

BATS **Right**
 THROWS **Right**
 HEIGHT **6'1"**
 WEIGHT **190**

BORN **4/14/03** in Maracay, VEN
 RESIDES **Maracay, VEN**
 SIGNING SCOUT **William Bergolla/Marlon Roche**
 ACQUIRED **Signed as a free agent on May 26, 2023**

YEAR	CLUB	W	L	ERA	G	GS	CG	SHO	SV	IP	H	R	ER	HR	HB	BB-I	SO	WP	BK
2023	DSL Tampa Bay	1	1	1.64	14	0	0	0	3	22.0	18	8	4	2	0	4-0	21	2	0

CANIZALEZ, JOEL / RIGHT-HANDED PITCHER

BATS **Right**
 THROWS **Right**
 HEIGHT **6'1"**
 WEIGHT **185**

BORN **9/22/02** in Barquisimeto, VEN
 RESIDES **Barquisimeto, VEN**
 SIGNING SCOUT **William Bergolla/Marlon Roche**
 ACQUIRED **Signed as a free agent on December 2, 2022**

YEAR	CLUB	W	L	ERA	G	GS	CG	SHO	SV	IP	H	R	ER	HR	HB	BB-I	SO	WP	BK
2023	DSL Rays	0	0	3.90	10	9	0	0	0	32.1	30	18	14	1	2	12-0	23	8	0

CASTRO, CESAR / RIGHT-HANDED PITCHER

BATS **Right**
 THROWS **Right**
 HEIGHT **6'1"**
 WEIGHT **205**

BORN **7/14/05** in Caracas, VEN
 RESIDES **Caracas, VEN**
 SIGNING SCOUT **William Bergolla/Marlon Roche**
 ACQUIRED **Signed as a free agent on April 13, 2023**

YEAR	CLUB	W	L	ERA	G	GS	CG	SHO	SV	IP	H	R	ER	HR	HB	BB-I	SO	WP	BK
2023	DSL Rays	0	0	0.00	1	0	0	0	0	1.2	2	1	0	0	0	1-0	2	0	0
	DSL Tampa Bay	0	0	6.52	7	0	0	0	0	9.2	11	8	7	1	2	7-0	8	1	0
Minor League Totals		0	0	5.56	8	0	0	0	0	11.1	13	9	7	1	2	8-0	10	1	0

CATALINA, NERALDO / RIGHT-HANDED PITCHER

BATS **Right**
 THROWS **Right**
 HEIGHT **6'6"**
 WEIGHT **200**

BORN **6/21/00** in El Seibo, DR
 RESIDES **El Seibo, DR**
 SIGNING SCOUT **Fernando Encarnación (Mets)**
 ACQUIRED **Via trade from New York-NL on May 12, 2019**

YEAR	CLUB	W	L	ERA	G	GS	CG	SHO	SV	IP	H	R	ER	HR	HB	BB-I	SO	WP	BK	
2019	GCL Rays	3	3	2.14	11	1	0	0	0	21.0	20	12	5	0	7	9-1	23	6	0	
2020		Did Not Pitch																		
2021	Charleston	2	2	8.69	24	3	0	0	0	29.0	28	28	28	2	7	31-0	36	14	2	
2022	Charleston	1	0	4.33	31	5	0	0	1	43.2	23	28	21	0	5	48-0	57	17	0	
	Bowling Green	0	0	24.00	4	0	0	0	0	3.0	5	11	8	0	3	7-0	4	4	0	
2023	FCL Rays	1	1	6.75	3	0	0	0	0	2.2	2	2	2	0	0	1-0	2	1	0	
	Charleston	1	0	8.53	8	0	0	0	0	6.1	7	7	6	0	1	7-0	5	3	0	
Minor League Totals		8	6	5.96	81	9	0	0	1	105.2	85	89	70	2	23	103-1	127	45	2	



CERMAK, RYAN / OUTFIELDER

BATS **Right**
THROWS **Right**
HEIGHT **6'2"**
WEIGHT **210**

BORN **6/2/01** in Hinsdale, IL
RESIDES **Riverside, IL**
SIGNING SCOUT **Tom Couston**
ACQUIRED **Selected in Competitive Balance Round B of the 2022 First-Year Player Draft**

YEAR	CLUB	AVG	G	AB	R	H	2B	3B	HR	RBI	SH	SF	HB	BB-I	SO	SB	CS	GDP	OBP	SLG
2022	FCL Rays	.273	7	22	5	6	0	1	2	5	0	0	1	1-0	9	3	0	0	.333	.636
2023	Charleston	.268	39	142	20	38	8	1	6	28	0	0	3	14-0	36	8	2	3	.346	.465
	FCL Rays	.231	4	13	2	3	1	0	0	0	0	0	1	1-0	1	0	0	0	.333	.308
Minor League Totals		.266	50	177	27	47	9	2	8	33	0	0	5	16-0	46	11	2	3	.343	.475

CHAURAN, KLEIVER / INFIELDER

BATS **Switch**
THROWS **Right**
HEIGHT **5'11"**
WEIGHT **165**

BORN **11/23/05** in Valencia, VEN
RESIDES **Valencia, VEN**
SIGNING SCOUT **William Bergolla**
ACQUIRED **Signed as a free agent on January 15, 2023**

YEAR	CLUB	AVG	G	AB	R	H	2B	3B	HR	RBI	SH	SF	HB	BB-I	SO	SB	CS	GDP	OBP	SLG
2023	DSL Tampa Bay	.253	45	158	27	40	8	1	1	17	0	1	3	27-0	38	7	4	2	.370	.335

CHAVEZ, SETH / RIGHT-HANDED PITCHER

BATS **Right**
THROWS **Right**
HEIGHT **6'4"**
WEIGHT **190**

BORN **10/4/99** in Tucson, AZ
RESIDES **Pinetop, AZ**
SIGNING SCOUT **Austin Cousino**
ACQUIRED **Signed as a non-drafted free agent on July 17, 2023**

YEAR	CLUB	W	L	ERA	G	GS	CG	SHO	SV	IP	H	R	ER	HR	HB	BB-I	SO	WP	BK
2023	FCL Rays	0	0	2.45	3	0	0	0	0	3.2	2	1	1	0	1	3-0	5	0	0

CHESSMAN, FRANK / RIGHT-HANDED PITCHER

BATS **Right**
THROWS **Right**
HEIGHT **5'11"**
WEIGHT **170**

BORN **5/8/07** in Valencia, VEN
RESIDES **Valencia, VEN**
SIGNING SCOUT **William Bergolla/Carlos Bergolla**
ACQUIRED **Signed as a free agent on January 15, 2024**

CHRISTIANSON, JAKE / RIGHT-HANDED PITCHER

BATS **Right**
THROWS **Right**
HEIGHT **6'3"**
WEIGHT **190**

BORN **10/22/99** in Burnsville, MN
RESIDES **Superior, WI**
SIGNING SCOUT **Tim Fortugno**
ACQUIRED **Selected in the 15th round of the 2022 First-Year Player Draft**

YEAR	CLUB	W	L	ERA	G	GS	CG	SHO	SV	IP	H	R	ER	HR	HB	BB-I	SO	WP	BK
2022	FCL Rays	0	0	0.00	2	0	0	0	1	2.1	0	0	0	0	0	1-0	5	0	0
2023	Charleston	4	3	3.48	28	9	0	0	2	82.2	77	35	32	6	4	30-0	85	9	2
Minor League Totals		4	3	3.39	30	9	0	0	3	85.0	77	35	32	6	4	31-0	90	9	2



CLEMENTE, JHAROLD / RIGHT-HANDED PITCHER

BATS **Right**
THROWS **Right**
HEIGHT **5'10"**
WEIGHT **200**

BORN **8/5/02** in Caracas, VEN
RESIDES **Santo Domingo, DR**
SIGNING SCOUT **Danny Santana**
ACQUIRED **Signed as a free agent on April 14, 2023**

YEAR	CLUB	W	L	ERA	G	GS	CG	SHO	SV	IP	H	R	ER	HR	HB	BB-I	SO	WP	BK
2023	DSL Rays	1	2	3.04	8	7	0	0	0	23.2	18	10	8	2	3	11-0	26	2	0

COLMENAREZ, CARLOS / INFIELDER

BATS **Left**
THROWS **Right**
HEIGHT **5'11"**
WEIGHT **180**

BORN **11/15/03** in San Felipe, VEN
RESIDES **Santo Domingo, DR**
SIGNING SCOUT **Daniel Santana**
ACQUIRED **Signed as a free agent on January 15, 2021**

YEAR	CLUB	AVG	G	AB	R	H	2B	3B	HR	RBI	SH	SF	HB	BB-I	SO	SB	CS	GDP	OBP	SLG
2021	DSL Rays 1	.247	26	97	7	24	2	1	0	12	0	4	4	8-0	30	7	6	0	.319	.289
2022	FCL Rays	.254	35	126	36	32	7	3	1	19	0	1	9	17-0	41	13	2	1	.379	.381
2023	Charleston	.201	83	283	42	57	9	1	6	28	0	1	10	52-0	132	10	11	4	.344	.304
	FCL Rays	.333	5	21	4	7	2	0	0	5	0	0	0	3-0	6	0	0	0	.417	.429
Minor League Totals		.228	149	527	89	120	20	5	7	64	0	6	23	80-0	209	30	19	5	.351	.324

CONTRERAS, JOSÉ / OUTFIELDER

BATS **Right**
THROWS **Right**
HEIGHT **6'1"**
WEIGHT **200**

BORN **5/5/05** in Cienfuegos, Cuba
RESIDES **Maimon, DR**
SIGNING SCOUT **Daniel Santana**
ACQUIRED **Signed as a free agent on January 15, 2022**

YEAR	CLUB	AVG	G	AB	R	H	2B	3B	HR	RBI	SH	SF	HB	BB-I	SO	SB	CS	GDP	OBP	SLG
2022	DSL Rays	.229	53	179	25	41	7	2	2	20	0	3	4	25-0	64	3	3	0	.332	.324
2023	DSL Tampa Bay	.172	25	87	12	15	5	1	3	14	0	1	2	13-2	35	2	3	2	.291	.356
Minor League Totals		.211	78	266	37	56	12	3	5	34	0	4	6	38-2	99	5	6	2	.318	.335

COOK, ALEX / RIGHT-HANDED PITCHER

BATS **Right**
THROWS **Right**
HEIGHT **6'1"**
WEIGHT **230**

BORN **3/29/01** in Lawrenceville, GA
RESIDES **Bethlehem, GA**
SIGNING SCOUT **Matt Alison**
ACQUIRED **Selected in the 12th round of the 2022 First-Year Player Draft**

YEAR	CLUB	W	L	ERA	G	GS	CG	SHO	SV	IP	H	R	ER	HR	HB	BB-I	SO	WP	BK
2023	Charleston	4	3	3.67	29	0	0	0	4	49.0	35	23	20	7	1	18-0	65	9	0
	Bowling Green	3	0	1.59	6	0	0	0	0	17.0	9	4	3	0	0	6-0	26	0	0
Minor League Totals		7	3	3.14	35	0	0	0	4	66.0	44	27	23	7	1	24-0	91	9	0



CORTORREAL, ANEUDY / RIGHT-HANDED PITCHER

BATS **Right**
THROWS **Right**
HEIGHT **6'3"**
WEIGHT **200**

BORN **12/13/99** in Santo Domingo, DR
RESIDES **Santo Domingo, DR**
SIGNING SCOUT **Daniel Santana**
ACQUIRED **Signed as a free agent on October 3, 2018**

YEAR	CLUB	W	L	ERA	G	GS	CG	SHO	SV	IP	H	R	ER	HR	HB	BB-I	SO	WP	BK
2019	DSL Rays 2	5	0	2.03	16	1	0	0	2	31.0	20	8	7	1	2	21-0	44	7	1
	GCL Rays	0	1	3.86	3	0	0	0	0	4.2	6	3	2	0	0	3-0	7	3	0
2020		Did Not Pitch																	
2021	FCL Rays	1	0	1.29	10	0	0	0	1	21.0	13	6	3	0	0	13-0	27	6	1
2022	Charleston	4	2	3.86	39	0	0	0	1	56.0	36	31	24	2	9	53-0	73	15	1
2023	Bowling Green	2	3	5.77	33	0	0	0	0	48.1	45	35	31	4	5	46-0	70	16	1
Minor League Totals		12	6	3.75	101	1	0	0	4	161.0	120	83	67	7	16	136-0	221	47	4

COTES, FELIX / INFIELDER

BATS **Switch**
THROWS **Right**
HEIGHT **5'11"**
WEIGHT **175**

BORN **8/13/05** in San Pedro de Macoris, DR
RESIDES **San Pedro de Macoris, DR**
SIGNING SCOUT **Remmy Hernandez/Daniel Santana**
ACQUIRED **Signed as a free agent on January 15, 2022**

YEAR	CLUB	AVG	G	AB	R	H	2B	3B	HR	RBI	SH	SF	HB	BB-I	SO	SB	CS	GDP	OBP	SLG
2023	DSL Rays	.259	19	58	18	15	4	1	2	10	0	0	0	13-0	17	4	1	0	.394	.466

CUEVAS, JONNY / RIGHT-HANDED PITCHER

BATS **Right**
THROWS **Right**
HEIGHT **5'11"**
WEIGHT **200**

BORN **11/20/00** in Indio, CA
RESIDES **Indio, CA**
SIGNING SCOUT **David Hamlett**
ACQUIRED **Selected in the 12th round of the 2021 First-Year Player Draft**

YEAR	CLUB	W	L	ERA	G	GS	CG	SHO	SV	IP	H	R	ER	HR	HB	BB-I	SO	WP	BK
2021	FCL Rays	0	0	7.71	2	0	0	0	0	2.1	3	2	2	0	0	1-0	3	0	0
2022	Charleston	3	1	4.50	19	1	0	0	1	56.0	53	33	28	5	1	40-0	43	9	0
2023	Charleston	6	9	4.93	25	20	0	0	0	102.1	108	66	56	8	5	38-0	74	6	3
Minor League Totals		9	10	4.82	46	21	0	0	1	160.2	164	101	86	13	6	79-0	120	15	3

DAHLE, NATE / RIGHT-HANDED PITCHER

BATS **Right**
THROWS **Right**
HEIGHT **6'6"**
WEIGHT **230**

BORN **10/9/97** in Logan, UT
RESIDES **Spanish Fork, UT**
SIGNING SCOUT **Brian Oliver**
ACQUIRED **Selected in the 13th round of the 2022 First-Year Player Draft**

YEAR	CLUB	W	L	ERA	G	GS	CG	SHO	SV	IP	H	R	ER	HR	HB	BB-I	SO	WP	BK
2022	FCL Rays	0	0	6.75	3	0	0	0	1	2.2	3	2	2	0	0	1-0	3	1	0
2023	Charleston	0	0	0.00	3	0	0	0	0	5.1	6	1	0	0	1	1-0	7	0	0
	Bowling Green	0	2	2.82	26	0	0	0	3	38.1	26	12	12	5	3	10-0	42	0	2
Minor League Totals		0	2	2.72	32	0	0	0	4	46.1	35	15	14	5	4	12-0	52	1	2



DAVITT, DUNCAN / RIGHT-HANDED PITCHER

BATS **Right**
 THROWS **Right**
 HEIGHT **6'3"**
 WEIGHT **225**

BORN **9/23/99** in Des Moines, IA
 RESIDES **Des Moines, IA**
 SIGNING SCOUT **Matt Alison**
 ACQUIRED **Selected in the 18th round of the 2022 First-Year Player Draft**

YEAR	CLUB	W	L	ERA	G	GS	CG	SHO	SV	IP	H	R	ER	HR	HB	BB-I	SO	WP	BK
2022	FCL Rays	0	1	12.46	3	0	0	0	0	4.1	7	6	6	1	0	2-0	6	1	0
2023	Charleston	2	0	6.87	10	0	0	0	1	18.1	17	17	14	2	1	6-0	19	3	0
	Bowling Green	3	4	4.38	18	11	0	0	0	61.2	58	35	30	9	4	20-0	73	1	0
Minor League Totals		5	5	5.34	31	11	0	0	1	84.1	82	58	50	12	5	28-0	98	5	0

DE JESÚS, CESAR / LEFT-HANDED PITCHER

BATS **Left**
 THROWS **Left**
 HEIGHT **6'1"**
 WEIGHT **140**

BORN **9/28/03** in Santo Domingo, DR
 RESIDES **Santo Domingo, DR**
 SIGNING SCOUT **Rigoberto De Los Santos/Daniel Santana**
 ACQUIRED **Signed as a free agent on June 25, 2021**

YEAR	CLUB	W	L	ERA	G	GS	CG	SHO	SV	IP	H	R	ER	HR	HB	BB-I	SO	WP	BK
2021	DSL Rays 1	1	0	2.70	7	1	0	0	1	13.1	8	4	4	0	1	11-0	17	7	0
2022										Injured—Did Not Pitch									
2023	FCL Rays	1	2	2.88	16	0	0	0	1	25.0	18	14	8	1	3	23-0	30	5	0
Minor League Totals		2	2	2.82	23	1	0	0	2	38.1	26	18	12	1	4	34-0	47	12	0

DE LA CRUZ, MISAEL / RIGHT-HANDED PITCHER

BATS **Right**
 THROWS **Right**
 HEIGHT **6'4"**
 WEIGHT **195**

BORN **1/29/05** in San Pedro de Macoris, DR
 RESIDES **San Pedro de Macoris, DR**
 SIGNING SCOUT **Danny Santana**
 ACQUIRED **Signed as a free agent on January 15, 2024**

DE LA CRUZ, WILLMER / INFIELDER

BATS **Switch**
 THROWS **Right**
 HEIGHT **5'8"**
 WEIGHT **170**

BORN **4/6/03** in Santo Domingo, DR
 RESIDES **Santo Domingo, DR**
 SIGNING SCOUT **Daniel Santana**
 ACQUIRED **Signed as a free agent on July 2, 2019**

YEAR	CLUB	AVG	G	AB	R	H	2B	3B	HR	RBI	SH	SF	HB	BB-I	SO	SB	CS	GDP	OBP	SLG
2021	DSL Rays 2	.261	51	165	37	43	9	2	2	19	0	1	3	41-0	51	21	11	3	.414	.376
2022	FCL Rays	.283	37	106	22	30	3	1	1	12	1	0	1	19-0	28	9	4	0	.397	.358
2023	Charleston	.217	6	23	4	5	1	1	0	0	0	0	1	0-0	10	0	0	0	.250	.348
	FCL Rays	.172	22	58	6	10	1	0	0	9	1	2	2	13-0	18	6	1	2	.333	.190
Minor League Totals		.250	116	352	69	88	14	4	3	40	2	3	7	73-0	107	36	16	5	.386	.338



DE LA ROSA, MANUEL / LEFT-HANDED PITCHER

BATS **Left**
THROWS **Left**
HEIGHT **6'0"**
WEIGHT **155**

BORN **4/20/03** in Santo Domingo, DR
RESIDES **Santo Domingo, DR**
SIGNING SCOUT **Daniel Santana**
ACQUIRED **Signed as a free agent on September 4, 2019**

YEAR	CLUB	W	L	ERA	G	GS	CG	SHO	SV	IP	H	R	ER	HR	HB	BB-I	SO	WP	BK
2021	DSL Rays 1	2	4	3.38	14	9	0	0	0	50.2	37	25	19	1	2	27-0	73	14	1
2022	FCL Rays	2	0	4.05	13	1	0	0	0	33.1	20	17	15	0	1	16-0	37	8	0
2023	FCL Rays	2	1	3.14	16	1	0	0	1	28.2	29	17	10	0	4	22-0	40	6	0
Minor League Totals		6	5	3.51	43	11	0	0	1	112.2	86	59	44	1	7	65-0	150	28	1

DE LOS SANTOS, JHOAN / RIGHT-HANDED PITCHER

BATS **Right**
THROWS **Right**
HEIGHT **6'2"**
WEIGHT **170**

BORN **1/19/05** in Bánica, DR
RESIDES **La Pared de Haina, DR**
SIGNING SCOUT **Daniel Santana**
ACQUIRED **Signed as a free agent on January 15, 2023**

YEAR	CLUB	W	L	ERA	G	GS	CG	SHO	SV	IP	H	R	ER	HR	HB	BB-I	SO	WP	BK
2023	DSL Rays	2	0	3.86	5	1	0	0	0	7.0	6	4	3	0	2	10-0	6	2	1

DE SOUSA, CARLOS / CATCHER

BATS **Right**
THROWS **Right**
HEIGHT **6'1"**
WEIGHT **165**

BORN **2/24/06** in Los Teques, VEN
RESIDES **Los Teques, VEN**
SIGNING SCOUT **Daniel Santana**
ACQUIRED **Signed as a free agent on January 15, 2023**

YEAR	CLUB	AVG	G	AB	R	H	2B	3B	HR	RBI	SH	SF	HB	BB-I	SO	SB	CS	GDP	OBP	SLG
2023	DSL Tampa Bay	.172	32	99	8	17	4	0	0	13	0	0	0	13-0	42	2	0	1	.268	.212

DEL ROSARIO, ISMAEL / OUTFIELDER

BATS **Left**
THROWS **Right**
HEIGHT **6'1"**
WEIGHT **185**

BORN **1/19/07** in La Romana, DR
RESIDES **La Romana, DR**
SIGNING SCOUT **Danny Santana**
ACQUIRED **Signed as a free agent on January 15, 2024**

DELGADO, ENDERSON / CATCHER

BATS **Switch**
THROWS **Right**
HEIGHT **5'11"**
WEIGHT **185**

BORN **9/21/04** in Cabimas, VEN
RESIDES **Cabimas, VEN**
SIGNING SCOUT **Carlos León/Juan Castillo**
ACQUIRED **Signed as a free agent on January 15, 2022**

YEAR	CLUB	AVG	G	AB	R	H	2B	3B	HR	RBI	SH	SF	HB	BB-I	SO	SB	CS	GDP	OBP	SLG
2022	DSL Rays	.218	34	101	14	22	3	0	0	9	0	1	6	11-0	21	2	2	2	.328	.248
2023	FCL Rays	.163	36	129	16	21	2	2	3	10	0	0	3	19-0	36	1	1	2	.285	.279
	Charleston	.103	9	29	1	3	2	0	0	1	0	0	3	3-0	11	0	0	0	.257	.172
Minor League Totals		.178	79	259	31	46	7	2	3	20	0	1	12	33-0	68	3	3	4	.298	.255



DÍAZ, JHON / OUTFIELDER

BATS **Left**
THROWS **Left**
HEIGHT **5'9"**
WEIGHT **165**

BORN **10/1/02** in **Santo Domingo, DR**
RESIDES **Santo Domingo, DR**
SIGNING SCOUT **Daniel Santana**
ACQUIRED **Signed as a free agent on August 29, 2019**

YEAR	CLUB	AVG	G	AB	R	H	2B	3B	HR	RBI	SH	SF	HB	BB-I	SO	SB	CS	GDP	OBP	SLG
2021	DSL Rays 1	.176	45	159	26	28	5	2	1	13	0	3	0	29-0	58	5	3	0	.298	.252
2022	FCL Rays	.225	41	151	24	34	7	4	2	19	0	1	1	12-0	52	9	4	1	.285	.364
2023	Charleston	.235	99	340	48	80	19	6	6	45	3	4	3	42-0	102	14	10	6	.321	.379
Minor League Totals		.218	185	650	98	142	31	12	9	77	3	8	4	83-0	212	28	17	7	.307	.345

DOWD, DREW / LEFT-HANDED PITCHER

BATS **Left**
THROWS **Left**
HEIGHT **6'2"**
WEIGHT **205**

BORN **1/3/02** in **Belmont, CA**
RESIDES **Belmont, CA**
SIGNING SCOUT **Tim Fortugno**
ACQUIRED **Selected in the eighth round of the 2023 First-Year Player Draft**

DRYER, CONOR / RIGHT-HANDED PITCHER

BATS **Left**
THROWS **Right**
HEIGHT **6'3"**
WEIGHT **200**

BORN **8/18/98** in **Overland Park, KS**
RESIDES **Chesterfield, MO**
SIGNING SCOUT **Matt Alison**
ACQUIRED **Selected in the 17th round of the 2021 First-Year Player Draft**

YEAR	CLUB	W	L	ERA	G	GS	CG	SHO	SV	IP	H	R	ER	HR	HB	BB-I	SO	WP	BK
2021	FCL Rays	1	0	2.00	7	0	0	0	0	9.0	7	2	2	1	0	0-0	10	2	0
2022	Bowling Green	5	2	3.80	29	3	0	0	3	64.0	69	33	27	9	1	16-0	71	2	0
2023										Injured-Did Not Pitch									
Minor League Totals		6	2	3.58	36	3	0	0	3	73.0	76	35	29	10	1	16-0	81	4	0

DYER, MATTHEW / OUTFIELDER

BATS **Right**
THROWS **Right**
HEIGHT **6'4"**
WEIGHT **185**

BORN **7/14/98** in **Phoenix, AZ**
RESIDES **Peoria, AZ**
SIGNING SCOUT **Brian Reid (Mets)**
ACQUIRED **Via trade from New York-NL on July 23, 2021**

YEAR	CLUB	AVG	G	AB	R	H	2B	3B	HR	RBI	SH	SF	HB	BB-I	SO	SB	CS	GDP	OBP	SLG
2021	St. Lucie	.194	36	124	20	24	7	2	7	20	0	2	3	23-0	47	6	1	1	.329	.452
	Charleston	.336	27	107	25	36	7	3	5	13	0	0	2	6-0	35	4	2	2	.383	.598
2022	Bowling Green	.233	62	232	30	54	6	2	4	25	0	0	9	24-0	86	10	2	3	.328	.328
	FCL Rays	.333	4	12	2	4	0	0	1	4	0	0	0	1-0	3	0	1	0	.385	.583
2023	Bowling Green	.304	7	23	3	7	0	0	2	5	0	0	0	0-0	6	0	0	1	.304	.565
	Montgomery	.222	11	36	4	8	2	0	1	7	0	1	0	4-0	20	0	0	0	.293	.361
Minor League Totals		.249	147	534	84	133	22	7	20	74	0	3	14	58-0	197	20	6	7	.337	.429

EDWARDS, GARRETT / RIGHT-HANDED PITCHER

BATS **Right**
THROWS **Right**
HEIGHT **6'5"**
WEIGHT **215**

BORN **1/3/02** in **Leesville, LA**
RESIDES **Pitkin, LA**
SIGNING SCOUT **Jeff Lavin**
ACQUIRED **Selected in the 11th round of the 2023 First-Year Player Draft**



ERBE, HADEN / RIGHT-HANDED PITCHER

BATS **Right**
THROWS **Right**
HEIGHT **6'3"**
WEIGHT **230**

BORN **8/13/98** in Lafayette, LA
RESIDES **Tampa, FL**
SIGNING SCOUT **Brett Foley**
ACQUIRED **Signed as a non-drafted free agent on July 25, 2022**

YEAR	CLUB	W	L	ERA	G	GS	CG	SHO	SV	IP	H	R	ER	HR	HB	BB-I	SO	WP	BK
2022	FCL Rays	0	0	0.00	1	0	0	0	0	1.0	0	0	0	0	0	0-0	0	0	0
	Bowling Green	0	0	0.00	3	0	0	0	0	4.0	0	0	0	0	1	2-0	5	1	0
2023	Bowling Green	2	2	5.01	25	1	0	0	2	41.1	34	30	23	9	5	16-0	63	5	0
Minor League Totals		2	2	4.47	29	1	0	0	2	46.1	34	30	23	9	6	18-0	68	6	0

EUSEBIO, OLIVER / RIGHT-HANDED PITCHER

BATS **Right**
THROWS **Right**
HEIGHT **6'0"**
WEIGHT **200**

BORN **1/5/05** in San Pedro, DR
RESIDES **San Pedro, DR**
SIGNING SCOUT **Daniel Santana**
ACQUIRED **Signed as a free agent on January 15, 2023**

YEAR	CLUB	W	L	ERA	G	GS	CG	SHO	SV	IP	H	R	ER	HR	HB	BB-I	SO	WP	BK
2023	DSL Tampa Bay	1	3	3.38	17	0	0	0	2	26.2	23	14	10	1	1	13-0	22	9	1

FIELDS, KAMRON / RIGHT-HANDED PITCHER

BATS **Right**
THROWS **Right**
HEIGHT **6'4"**
WEIGHT **195**

BORN **9/24/98** in Dallas, TX
RESIDES **Garland, TX**
SIGNING SCOUT **Pat Murphy**
ACQUIRED **Selected in the 20th round of the 2021 First-Year Player Draft**

YEAR	CLUB	W	L	ERA	G	GS	CG	SHO	SV	IP	H	R	ER	HR	HB	BB-I	SO	WP	BK
2021	FCL Rays	0	0	10.80	3	0	0	0	1	3.1	3	4	4	0	0	4-0	1	0	0
2022	Charleston	3	0	2.92	34	1	0	0	2	49.1	36	25	16	7	3	41-0	41	6	0
2023	Injured-Did Not Pitch																		
Minor League Totals		3	0	3.42	37	1	0	0	3	52.2	39	29	20	7	3	45-0	42	6	0

FLORIAN, FRAILIN / LEFT-HANDED PITCHER

BATS **Left**
THROWS **Left**
HEIGHT **6'6"**
WEIGHT **220**

BORN **8/5/04** in Barahona, DR
RESIDES **Barahona, DR**
SIGNING SCOUT **Daniel Santana**
ACQUIRED **Signed as a free agent on January 15, 2023**

YEAR	CLUB	W	L	ERA	G	GS	CG	SHO	SV	IP	H	R	ER	HR	HB	BB-I	SO	WP	BK
2023	Injured-Did Not Pitch																		

FLORIAN, RENALDITO / RIGHT-HANDED PITCHER

BATS **Right**
THROWS **Right**
HEIGHT **5'11"**
WEIGHT **160**

BORN **3/26/02** in Las Yayas, DR
RESIDES **Azua, DR**
SIGNING SCOUT **Miguel De La Cruz/Daniel Santana**
ACQUIRED **Signed as a free agent on October 14, 2021**

YEAR	CLUB	W	L	ERA	G	GS	CG	SHO	SV	IP	H	R	ER	HR	HB	BB-I	SO	WP	BK
2022	DSL Rays	1	1	3.64	12	5	0	0	0	29.2	32	15	12	1	4	18-0	32	6	1
2023	FCL Rays	0	0	5.40	11	0	0	0	1	15.0	8	14	9	2	2	16-0	13	6	0
Minor League Totals		1	1	4.23	23	5	0	0	1	44.2	40	29	21	3	6	34-0	45	12	1



FONDTAIN, TJ / LEFT-HANDED PITCHER

BATS **Left**
THROWS **Left**
HEIGHT **6'4"**
WEIGHT **215**

BORN **2/22/01** in **Fresno, CA**
RESIDES **Lebanon, TN**
SIGNING SCOUT **Jaime Jones**
ACQUIRED **Selected in the 14th round of the 2023 First-Year Player Draft**

YEAR	CLUB	W	L	ERA	G	GS	CG	SHO	SV	IP	H	R	ER	HR	HB	BB-I	SO	WP	BK
2023	FCL Rays	0	0	9.00	1	0	0	0	0	1.0	2	1	1	0	1	0-0	1	0	0

FOWLER, DALTON / LEFT-HANDED PITCHER

BATS **Left**
THROWS **Left**
HEIGHT **6'7"**
WEIGHT **205**

BORN **1/7/00** in **Southaven, MS**
RESIDES **Southaven, MS**
SIGNING SCOUT **Jeff Lavin**
ACQUIRED **Selected in the ninth round of the 2023 First-Year Player Draft**

YEAR	CLUB	W	L	ERA	G	GS	CG	SHO	SV	IP	H	R	ER	HR	HB	BB-I	SO	WP	BK
2023	FCL Rays	0	0	9.00	2	0	0	0	0	3.0	3	3	3	0	1	2-0	7	3	0

FRIAS, ALAN / OUTFIELDER

BATS **Right**
THROWS **Right**
HEIGHT **6'2"**
WEIGHT **205**

BORN **10/26/05** in **Santo Domingo, DR**
RESIDES **San Cristobal, DR**
SIGNING SCOUT **Daniel Santana**
ACQUIRED **Signed as a free agent on January 15, 2023**

YEAR	CLUB	AVG	G	AB	R	H	2B	3B	HR	RBI	SH	SF	HB	BB-I	SO	SB	CS	GDP	OBP	SLG
2023	DSL Tampa Bay	.176	6	17	3	3	0	0	0	2	0	0	1	1-0	11	1	0	0	.263	.176
	DSL Rays	.161	19	56	9	9	2	1	2	9	0	0	3	13-0	26	3	0	1	.347	.339
Minor League Totals		.164	25	73	12	12	2	1	2	11	0	0	4	14-0	37	4	0	1	.330	.301

GALAN, EMILIANO / OUTFIELDER

BATS **Right**
THROWS **Right**
HEIGHT **6'1"**
WEIGHT **205**

BORN **11/11/06** in **Azua, DR**
RESIDES **Azua, DR**
SIGNING SCOUT **Danny Santana/Remmy Hernandez**
ACQUIRED **Signed as a free agent on January 15, 2024**

GALARRAGA, ÁNGEL / CATCHER

BATS **Left**
THROWS **Right**
HEIGHT **6'1"**
WEIGHT **180**

BORN **8/1/02** in **Caracas, VEN**
RESIDES **Caracas, VEN**
SIGNING SCOUT **Juan Castillo**
ACQUIRED **Signed as a free agent on May 22, 2019**

YEAR	CLUB	AVG	G	AB	R	H	2B	3B	HR	RBI	SH	SF	HB	BB-I	SO	SB	CS	GDP	OBP	SLG
2019	DSL Rays 2	.200	6	15	0	3	0	0	0	2	0	0	0	1-0	3	1	1	0	.250	.200
2020		Did Not Play																		
2021	FCL Rays	.182	4	11	2	2	0	0	0	1	0	0	0	2-0	3	0	0	0	.308	.182
	DSL Rays 2	.159	18	44	11	7	0	0	1	3	0	1	1	16-0	12	2	1	1	.387	.227
2022	FCL Rays	.156	15	45	4	7	1	0	0	5	0	0	0	4-0	13	0	1	3	.224	.178
	Charleston	.192	8	26	3	5	2	0	0	1	1	0	1	3-0	8	0	0	1	.300	.269
2023	Charleston	.135	24	74	1	10	3	0	1	3	0	0	1	7-0	29	0	0	1	.220	.216
	FCL Rays	.289	17	45	5	13	4	0	0	5	0	1	0	5-0	8	1	0	3	.353	.378
Minor League Totals		.181	92	260	26	47	10	0	2	20	1	2	3	38-0	76	4	3	9	.290	.242



GALVE, OVER / RIGHT-HANDED PITCHER

BATS **Right**
THROWS **Right**
HEIGHT **6'2"**
WEIGHT **190**

BORN **7/31/01** in Santa Barbara, VEN
RESIDES **Santa Barbara, VEN**
SIGNING SCOUT **William Bergolla/Marlon Roche/Ronnie Blanco**
ACQUIRED **Signed as a free agent on July 31, 2017**

YEAR	CLUB	W	L	ERA	G	GS	CG	SHO	SV	IP	H	R	ER	HR	HB	BB-I	SO	WP	BK	
2018	DSL Rays 1	0	0	6.75	3	3	0	0	0	4.0	4	3	3	0	0	4-0	3	1	0	
2019	DSL Rays 2	1	1	3.12	4	3	0	0	0	8.2	6	3	3	0	0	3-0	1	0	0	
2020		Did Not Pitch																		
2021	FCL Rays	5	3	4.13	14	3	0	0	1	28.1	29	19	13	2	1	18-0	34	3	0	
2022	Charleston	12	2	3.93	28	6	0	0	1	94.0	82	46	41	4	3	51-0	101	23	0	
2023	Bowling Green	0	1	3.18	3	1	0	0	0	5.2	6	3	2	0	1	7-0	2	0	0	
Minor League Totals		18	7	3.97	52	16	0	0	2	140.2	127	74	62	6	5	83-0	141	27	0	

GAMEZ, ALVARO / LEFT-HANDED PITCHER

BATS **Left**
THROWS **Left**
HEIGHT **6'3"**
WEIGHT **175**

BORN **2/19/05** in El Tigre, VEN
RESIDES **El Tigre, VEN**
SIGNING SCOUT **Frank Tineo/Juan Castillo**
ACQUIRED **Signed as a free agent on January 15, 2022**

YEAR	CLUB	W	L	ERA	G	GS	CG	SHO	SV	IP	H	R	ER	HR	HB	BB-I	SO	WP	BK
2022	DSL Tampa Bay	2	4	5.01	12	8	0	0	0	32.1	33	27	18	0	5	21-0	19	8	0
2023	DSL Rays	0	1	4.10	12	0	0	0	0	26.1	21	15	12	1	3	15-0	19	5	0
Minor League Totals		2	5	4.60	24	8	0	0	0	58.2	54	42	30	1	8	36-0	38	13	0

GARCÍA, ENGERT / RIGHT-HANDED PITCHER

BATS **Right**
THROWS **Right**
HEIGHT **5'11"**
WEIGHT **190**

BORN **4/30/00** in Santo Domingo, DR
RESIDES **Santo Domingo, DR**
SIGNING SCOUT **Danny Santana**
ACQUIRED **Signed as a free agent on May 3, 2023**

YEAR	CLUB	W	L	ERA	G	GS	CG	SHO	SV	IP	H	R	ER	HR	HB	BB-I	SO	WP	BK
2023	DSL Tampa Bay	3	3	1.58	11	9	1	0	0	45.2	36	16	8	2	5	8-0	45	3	1

GARCÍA, ROEL / RIGHT-HANDED PITCHER

BATS **Right**
THROWS **Right**
HEIGHT **6'5"**
WEIGHT **235**

BORN **11/21/98** in Clear Lake, TX
RESIDES **Deer Park, TX**
SIGNING SCOUT **Chris Hom**
ACQUIRED **Selected in the 14th round of the 2022 First-Year Player Draft**

YEAR	CLUB	W	L	ERA	G	GS	CG	SHO	SV	IP	H	R	ER	HR	HB	BB-I	SO	WP	BK
2022	FCL Rays	0	0	0.00	1	0	0	0	0	1.0	0	0	0	0	0	1-0	2	0	0
	Charleston	2	1	2.31	7	0	0	0	2	11.2	11	6	3	1	1	2-0	21	1	0
2023	Bowling Green	4	8	3.84	20	14	0	0	0	79.2	74	47	34	9	4	37-0	80	8	2
Minor League Totals		6	9	3.61	28	14	0	0	2	92.1	85	53	37	10	5	40-0	103	9	2



GARCÍA, ROELMY / RIGHT-HANDED PITCHER

BATS **Right**
 THROWS **Right**
 HEIGHT **6'3"**
 WEIGHT **195**

BORN **4/12/03** in **San Francisco de Macoris, DR**
 RESIDES **San Francisco de Macoris, DR**
 SIGNING SCOUT **Cristino Valdez (Pirates)**
 ACQUIRED **Selected from Pittsburgh in the Triple-A phase of the 2023 Rule 5 Draft**

YEAR	CLUB	W	L	ERA	G	GS	CG	SHO	SV	IP	H	R	ER	HR	HB	BB-I	SO	WP	BK
2021	DSL PIT Gold	0	3	4.74	12	10	0	0	0	24.2	15	18	13	2	7	32-0	39	12	2
2022	FCL Pirates	2	2	11.57	18	0	0	0	0	16.1	16	22	21	0	6	31-0	25	15	0
2023	FCL Pirates	4	0	5.03	18	1	0	0	0	19.2	18	15	11	2	3	21-0	21	5	0
Minor League Totals		6	5	6.68	48	11	0	0	0	60.2	49	55	45	4	16	84-0	85	32	2

GARCÍA, YEISON / LEFT-HANDED PITCHER

BATS **Left**
 THROWS **Left**
 HEIGHT **6'3"**
 WEIGHT **185**

BORN **10/12/04** in **La Romana, DR**
 RESIDES **La Romana, DR**
 SIGNING SCOUT **Remmy Hernandez/Daniel Santana**
 ACQUIRED **Signed as a free agent on January 15, 2022**

YEAR	CLUB	W	L	ERA	G	GS	CG	SHO	SV	IP	H	R	ER	HR	HB	BB-I	SO	WP	BK	
2022	DSL Tampa Bay	1	1	12.64	12	4	0	0	0	15.2	11	25	22	2	4	38-0	16	15	2	
2023																				
		Injured-Did Not Pitch																		

GARCÍA, YIRER / CATCHER

BATS **Right**
 THROWS **Right**
 HEIGHT **5'11"**
 WEIGHT **165**

BORN **9/18/05** in **Maracay, VEN**
 RESIDES **Maracay, VEN**
 SIGNING SCOUT **Marlon Roche/William Bergolla**
 ACQUIRED **Signed as a free agent on January 15, 2023**

YEAR	CLUB	AVG	G	AB	R	H	2B	3B	HR	RBI	SH	SF	HB	BB-I	SO	SB	CS	GDP	OBP	SLG
2023	DSL Rays	.227	47	154	27	35	2	2	1	14	0	0	4	28-0	21	5	1	4	.360	.286

GASTON, SANDY / RIGHT-HANDED PITCHER

BATS **Right**
 THROWS **Right**
 HEIGHT **6'3"**
 WEIGHT **200**

BORN **12/16/01** in **Matanzas, Cuba**
 RESIDES **Santo Domingo, DR**
 SIGNING SCOUT **Carlos Rodríguez/Daniel Santana**
 ACQUIRED **Signed as a free agent on November 1, 2018**

YEAR	CLUB	W	L	ERA	G	GS	CG	SHO	SV	IP	H	R	ER	HR	HB	BB-I	SO	WP	BK	
2019	GCL Rays	1	2	6.00	11	6	0	0	0	27.0	23	20	18	1	2	27-0	31	7	0	
2020																				
		Did Not Pitch																		
2021	FCL Rays	1	0	3.20	7	3	0	0	0	19.2	7	8	7	1	1	13-0	32	7	0	
	Charleston	2	1	3.86	7	7	0	0	0	30.1	22	16	13	2	5	22-0	38	7	0	
2022	Charleston	2	4	4.61	31	4	0	0	3	54.2	33	30	28	3	5	56-0	77	20	1	
2023	Bowling Green	1	5	7.09	38	7	0	0	1	47.0	43	44	37	7	8	48-0	53	13	0	
Minor League Totals		7	12	5.19	94	27	0	0	4	178.2	128	118	103	14	21	166-0	231	54	1	



GENOVES, RICARDO / CATCHER

BATS **Right**
THROWS **Right**
HEIGHT **6'2"**
WEIGHT **255**

BORN **5/14/99** in **Caracas, VEN**
RESIDES **Woodstock, GA**
SIGNING SCOUT **Jonathan Arraiz (Giants)**
ACQUIRED **Signed as a free agent on January 29, 2024**

YEAR	CLUB	AVG	G	AB	R	H	2B	3B	HR	RBI	SH	SF	HB	BB-1	SO	SB	CS	GDP	OBP	SLG
2016	DSL Giants	.256	59	207	24	53	13	0	1	18	1	0	5	22-1	34	0	0	6	.342	.333
2017	AZL Giants	.252	39	135	20	34	6	1	2	19	0	0	3	12-0	28	0	1	5	.327	.356
2018	Salem-Keizer	.243	50	177	22	43	9	0	1	13	1	1	9	14-0	39	0	0	6	.328	.311
2019	Salem-Keizer	.252	32	131	19	33	7	1	7	31	0	1	3	11-0	24	1	0	3	.322	.481
	Augusta	.292	19	65	9	19	4	0	2	14	0	0	1	6-0	17	0	0	1	.361	.446
2020		Did Not Play																		
2021	San Jose	.338	38	136	30	46	11	0	6	24	0	0	3	22-0	29	0	0	2	.441	.551
	Eugene	.217	65	217	33	47	11	0	7	26	0	3	3	22-0	73	0	0	5	.294	.364
	Sacramento	.455	6	22	4	10	3	0	1	3	0	0	0	1-0	6	0	1	0	.478	.727
2022	Sacramento	.233	38	129	12	30	6	0	3	21	0	1	1	16-0	39	0	0	1	.320	.349
	Richmond	.203	53	182	16	37	8	1	7	17	0	0	4	17-0	58	0	0	6	.286	.374
2023	Sacramento	.218	79	248	33	54	13	0	6	34	0	2	6	31-0	79	0	1	7	.317	.343
Minor League Totals		.246	478	1649	222	406	91	3	43	220	2	8	38	174-1	426	1	3	42	.331	.383

GILL HILL, GARY / RIGHT-HANDED PITCHER

BATS **Right**
THROWS **Right**
HEIGHT **6'2"**
WEIGHT **160**

BORN **9/20/04** in **New Rochelle, NY**
RESIDES **Kissimmee, FL**
SIGNING SCOUT **Zach Clark**
ACQUIRED **Selected in the sixth round of the 2022 First-Year Player Draft**

YEAR	CLUB	W	L	ERA	G	GS	CG	SHO	SV	IP	H	R	ER	HR	HB	BB-1	SO	WP	BK
2023	FCL Rays	1	4	5.30	12	10	0	0	0	37.1	45	25	22	3	4	17-0	36	2	0
	Charleston	0	1	7.36	2	2	0	0	0	3.2	5	3	3	0	1	2-0	3	0	0
Minor League Totals		1	5	5.49	14	12	0	0	0	41.0	50	28	25	3	5	19-0	39	2	0

GÓMEZ, YONATHAN / RIGHT-HANDED PITCHER

BATS **Right**
THROWS **Right**
HEIGHT **6'2"**
WEIGHT **155**

BORN **8/17/01** in **Valencia, VEN**
RESIDES **Valencia, VEN**
SIGNING SCOUT **Eddie Diaz/Jesus Valdez Jr.**
ACQUIRED **Signed as a free agent on November 23, 2018**

YEAR	CLUB	W	L	ERA	G	GS	CG	SHO	SV	IP	H	R	ER	HR	HB	BB-1	SO	WP	BK	
2019	DSL Rays 2	2	0	3.58	18	0	0	0	4	32.2	28	18	13	0	7	15-0	26	7	0	
2020		Did Not Pitch																		
2021		Injured-Did Not Pitch																		
2022	DSL Rays	1	2	4.50	16	3	0	0	4	24.0	23	19	12	0	2	7-0	24	5	0	
2023		Injured-Did Not Pitch																		
Minor League Totals		3	2	3.97	34	3	0	0	8	56.2	51	37	25	0	9	22-0	50	12	0	



GONZÁLEZ, CRISTHOFER / RIGHT-HANDED PITCHER

BATS **Right**
THROWS **Right**
HEIGHT **6'3"**
WEIGHT **170**

BORN **12/18/04** in **Bani, DR**
RESIDES **Bani, DR**
SIGNING SCOUT **Daniel Santana**
ACQUIRED **Signed as a free agent on January 15, 2022**

YEAR	CLUB	W	L	ERA	G	GS	CG	SHO	SV	IP	H	R	ER	HR	HB	BB-I	SO	WP	BK
2022	DSL Tampa Bay	3	1	2.55	11	5	0	0	1	35.1	32	15	10	1	1	11-0	43	8	1
2023	FCL Rays	1	0	6.75	12	0	0	0	0	17.1	18	15	13	3	2	17-0	21	6	0
Minor League Totals		4	1	3.93	23	5	0	0	1	52.2	50	30	23	4	3	28-0	64	14	1

GONZÁLEZ, DEINYS / CATCHER

BATS **Right**
THROWS **Right**
HEIGHT **5'9"**
WEIGHT **180**

BORN **1/24/07** in **Valencia, VEN**
RESIDES **Guacara, VEN**
SIGNING SCOUT **William Bergolla/Marlon Roche**
ACQUIRED **Signed as a free agent on January 15, 2024**

GONZÁLEZ, RICARDO / INFIELDER

BATS **Switch**
THROWS **Right**
HEIGHT **6'0"**
WEIGHT **185**

BORN **7/6/04** in **El Tigre, VEN**
RESIDES **El Tigre, VEN**
SIGNING SCOUT **Alex Zuniga**
ACQUIRED **Signed as a free agent on January 15, 2022**

YEAR	CLUB	AVG	G	AB	R	H	2B	3B	HR	RBI	SH	SF	HB	BB-I	SO	SB	CS	GDP	OBP	SLG
2022	DSL Tampa Bay	.256	44	168	25	43	5	4	3	22	0	2	2	18-0	32	11	5	1	.332	.387
2023	FCL Rays	.245	46	155	21	38	7	0	1	15	0	0	2	29-0	35	4	8	3	.371	.310
Minor League Totals		.251	90	323	46	81	12	4	4	37	0	2	4	47-0	67	15	13	4	.351	.350

GOSS, JJ / RIGHT-HANDED PITCHER

BATS **Right**
THROWS **Right**
HEIGHT **6'3"**
WEIGHT **175**

BORN **12/25/00** in **Houston, TX**
RESIDES **Cypress, TX**
SIGNING SCOUT **Pat Murphy**
ACQUIRED **Selected in Competitive Balance Round A of the 2019 First-Year Player Draft**

YEAR	CLUB	W	L	ERA	G	GS	CG	SHO	SV	IP	H	R	ER	HR	HB	BB-I	SO	WP	BK
2019	GCL Rays	1	3	5.82	9	8	0	0	0	17.0	19	11	11	1	1	2-0	16	2	0
2020										Did Not Pitch									
2021	FCL Rays	1	0	6.10	4	3	0	0	0	10.1	15	7	7	0	0	0-0	12	2	0
2022	Charleston	4	5	4.00	25	25	0	0	0	101.1	97	48	45	7	5	21-0	101	7	2
2023	Bowling Green	6	6	5.21	22	22	0	0	0	95.0	86	63	55	16	3	49-0	90	6	2
Minor League Totals		12	14	4.75	60	58	0	0	0	223.2	217	129	118	24	9	72-0	219	17	4

GUERRERO, BRAILER / OUTFIELDER

BATS **Left**
THROWS **Right**
HEIGHT **6'1"**
WEIGHT **215**

BORN **6/25/06** in **La Romana, DR**
RESIDES **La Romana, DR**
SIGNING SCOUT **Daniel Santana/Remmy Hernandez**
ACQUIRED **Signed as a free agent on January 15, 2023**

2023 Was limited to seven games due to a shoulder injury requiring season-ending surgery...ranked by *Baseball America* as the No. 22 prospect in the Rays system following the season.

YEAR	CLUB	AVG	G	AB	R	H	2B	3B	HR	RBI	SH	SF	HB	BB-I	SO	SB	CS	GDP	OBP	SLG
2023	DSL Rays	.261	7	23	3	6	3	0	0	5	0	1	1	4-0	6	0	1	1	.379	.391



GUILLEN, XAVIEL / INFIELDER

BATS **Switch**
 THROWS **Right**
 HEIGHT **5'10"**
 WEIGHT **170**

BORN **9/2/04** in San Pedro de Macoris, DR
 RESIDES **San Pedro de Macoris, DR**
 SIGNING SCOUT **Daniel Santana**
 ACQUIRED **Signed as a free agent on August 25, 2022**

YEAR	CLUB	AVG	G	AB	R	H	2B	3B	HR	RBI	SH	SF	HB	BB-I	SO	SB	CS	GDP	OBP	SLG
2023	DSL Tampa Bay	.283	36	138	24	39	4	5	1	17	0	1	3	17-1	41	12	5	1	.371	.406

GUZMAN, RICARDO / RIGHT-HANDED PITCHER

BATS **Right**
 THROWS **Right**
 HEIGHT **6'0"**
 WEIGHT **185**

BORN **8/20/04** in Santo Domingo, DR
 RESIDES **Santo Domingo, DR**
 SIGNING SCOUT **Danny Santana/Joseph Paulino**
 ACQUIRED **Signed as a free agent on January 15, 2024**

HAAS, HUNTER / INFIELDER

BATS **Right**
 THROWS **Right**
 HEIGHT **6'1"**
 WEIGHT **185**

BORN **4/7/02** in New York City, NY
 RESIDES **Phoenix, AZ**
 SIGNING SCOUT **Chris Hom**
 ACQUIRED **Selected in the fourth round of the 2023 First-Year Player Draft**

YEAR	CLUB	AVG	G	AB	R	H	2B	3B	HR	RBI	SH	SF	HB	BB-I	SO	SB	CS	GDP	OBP	SLG
2023	FCL Rays	.250	5	16	2	4	2	0	1	2	0	0	0	5-0	3	0	1	0	.429	.563
	Bowling Green	.177	19	62	10	11	2	0	1	4	0	0	2	11-0	24	2	0	1	.320	.258
Minor League Totals		.192	24	78	12	15	4	0	2	6	0	0	2	16-0	27	2	1	1	.344	.321

HAKANSON, JEFF / RIGHT-HANDED PITCHER

BATS **Right**
 THROWS **Right**
 HEIGHT **6'0"**
 WEIGHT **195**

BORN **8/4/98** in Tampa, FL
 RESIDES **Tampa, FL**
 SIGNING SCOUT **Brett Foley**
 ACQUIRED **Selected in the fifth round of the 2020 First-Year Player Draft**

YEAR	CLUB	W	L	ERA	G	GS	CG	SHO	SV	IP	H	R	ER	HR	HB	BB-I	SO	WP	BK	
2021	FCL Rays	2	0	2.84	4	0	0	0	0	6.1	2	3	2	1	1	1-0	11	1	0	
2022		Did Not Pitch																		
2023	Charleston	0	1	4.50	16	1	0	0	0	26.0	20	13	13	2	2	12-0	39	2	2	
	Bowling Green	2	1	3.80	14	3	0	0	0	23.2	20	10	10	1	0	7-0	35	0	0	
Minor League Totals		4	2	4.02	34	4	0	0	0	56.0	42	26	25	4	3	20-0	85	3	2	

HALEMANU, CADE / RIGHT-HANDED PITCHER

BATS **Right**
 THROWS **Right**
 HEIGHT **6'4"**
 WEIGHT **220**

BORN **8/9/00** in Lihue, HI
 RESIDES **Pearl City, HI**
 SIGNING SCOUT **Casey Onaga**
 ACQUIRED **Selected in the 10th round of the 2022 First-Year Player Draft**

YEAR	CLUB	W	L	ERA	G	GS	CG	SHO	SV	IP	H	R	ER	HR	HB	BB-I	SO	WP	BK
2022	FCL Rays	1	0	0.00	2	0	0	0	0	3.0	1	0	0	0	0	0-0	5	1	0
2023	Charleston	5	4	2.85	20	2	0	0	2	47.1	35	16	15	3	6	22-0	48	3	2
	Bowling Green	3	1	7.64	7	2	0	0	0	17.2	14	15	15	4	3	13-0	16	1	2
Minor League Totals		9	5	3.97	29	4	0	0	2	68.0	50	31	30	7	9	35-0	69	5	4



HARNEY, SEAN / RIGHT-HANDED PITCHER

BATS **Left**
 THROWS **Right**
 HEIGHT **6'0"**
 WEIGHT **190**

BORN **7/10/98** in **Boston, MA**
 RESIDES **Natick, MA**
 SIGNING SCOUT **Steve Ames**
 ACQUIRED **Selected in the eighth round of the 2022 First-Year Player Draft**

YEAR	CLUB	W	L	ERA	G	GS	CG	SHO	SV	IP	H	R	ER	HR	HB	BB-I	SO	WP	BK
2022	FCL Rays	0	0	0.00	1	0	0	0	0	1.0	0	0	0	0	0	0-0	2	0	0
	Charleston	1	1	9.00	6	0	0	0	0	8.0	10	9	8	0	2	5-0	11	3	0
2023	Charleston	1	0	11.12	4	0	0	0	0	5.2	5	7	7	1	1	2-0	9	0	0
	Bowling Green	3	0	2.81	21	13	0	0	0	64.0	52	22	20	3	5	22-0	61	1	2
	Montgomery	0	0	5.06	4	0	0	0	0	5.1	4	4	3	1	1	2-0	6	0	0
Minor League Totals		5	1	4.07	36	13	0	0	0	84.0	71	42	38	5	9	31-0	89	4	2

HARRISON, TREVOR / RIGHT-HANDED PITCHER

BATS **Right**
 THROWS **Right**
 HEIGHT **6'4"**
 WEIGHT **225**

BORN **8/8/05** in **Safety Harbor, FL**
 RESIDES **Trinity, FL**
 SIGNING SCOUT **Brett Foley**
 ACQUIRED **Selected in the fifth round of the 2023 First-Year Player Draft**

HARTMAN, JACK / RIGHT-HANDED PITCHER

BATS **Right**
 THROWS **Right**
 HEIGHT **6'3"**
 WEIGHT **210**

BORN **7/13/98** in **Milford, MI**
 RESIDES **Atlanta, GA**
 SIGNING SCOUT **Jerry Jordan (Pirates)**
 ACQUIRED **Via trade from Pittsburgh on November 10, 2022**

YEAR	CLUB	W	L	ERA	G	GS	CG	SHO	SV	IP	H	R	ER	HR	HB	BB-I	SO	WP	BK
2022	Bradenton	0	1	6.27	22	0	0	0	1	18.2	22	21	13	2	1	16-0	19	3	0
2023	Charleston	4	3	3.38	43	0	0	0	3	53.1	53	28	20	2	0	22-0	61	8	0
Minor League Totals		4	4	4.13	65	0	0	0	4	72.0	75	49	33	4	1	38-0	80	11	0

HERNÁNDEZ, HERIBERTO / OUTFIELDER

BATS **Right**
 THROWS **Right**
 HEIGHT **6'1"**
 WEIGHT **180**

BORN **12/16/99** in **Bonao, DR**
 RESIDES **Bonao, DR**
 SIGNING SCOUT **Willy Espinal (Rangers)**
 ACQUIRED **Via trade from Texas on December 10, 2020**

YEAR	CLUB	AVG	G	AB	R	H	2B	3B	HR	RBI	SH	SF	HB	BB-I	SO	SB	CS	GDP	OBP	SLG
2018	DSL Rangers 2	.292	60	178	56	52	15	5	12	49	0	2	6	53-1	41	5	5	2	.464	.635
2019	AZL Rangers	.344	50	192	42	66	17	4	11	48	0	1	4	27-1	57	3	3	4	.433	.646
	Spokane	.375	3	8	4	3	0	0	0	1	0	0	0	2-0	3	3	0	0	.500	.375
2020	Did Not Play																			
2021	Charleston	.252	73	254	57	64	15	0	12	44	0	8	9	49-3	90	7	4	3	.381	.453
2022	Bowling Green	.255	119	419	70	107	28	1	24	89	0	0	8	67-0	155	6	2	3	.368	.499
2023	Montgomery	.249	118	389	64	97	18	3	13	60	4	4	5	76-0	134	7	2	7	.376	.411
Minor League Totals		270	423	1440	293	389	93	13	72	291	4	15	32	274-5	480	31	16	19	.395	.503



HERNÁNDEZ, LUIS / RIGHT-HANDED PITCHER

BATS **Right**
THROWS **Right**
HEIGHT **6'4"**
WEIGHT **195**

BORN **4/1/01** in Puerto Plata, DR
RESIDES **Santiago, DR**
SIGNING SCOUT **Daniel Santana**
ACQUIRED **Signed as a free agent on September 3, 2021**

YEAR	CLUB	W	L	ERA	G	GS	CG	SHO	SV	IP	H	R	ER	HR	HB	BB-I	SO	WP	BK
2022	DSL Rays	1	3	3.60	12	10	0	0	0	45.0	42	20	18	4	4	22-0	48	12	0
2023	FCL Rays	2	3	3.81	12	1	0	0	1	28.1	26	16	12	1	5	17-0	39	3	0
Minor League Totals		3	6	3.68	24	11	0	0	1	73.1	68	36	30	5	9	39-0	87	15	0

HERNÁNDEZ, MAIKEL / RIGHT-HANDED PITCHER

BATS **Right**
THROWS **Right**
HEIGHT **6'1"**
WEIGHT **185**

BORN **6/8/05** in Puerto Cabello, VEN
RESIDES **Puerto Cabello, VEN**
SIGNING SCOUT **William Bergolla/Marlon Roche**
ACQUIRED **Signed as a free agent on January 15, 2022**

YEAR	CLUB	W	L	ERA	G	GS	CG	SHO	SV	IP	H	R	ER	HR	HB	BB-I	SO	WP	BK
2022	DSL Tampa Bay	2	0	2.70	11	7	0	0	0	33.1	26	13	10	1	2	10-0	28	3	0
2023	FCL Rays	0	5	5.17	11	9	0	0	0	38.1	54	24	22	2	3	13-0	31	4	2
Minor League Totals		2	5	4.02	22	16	0	0	0	71.2	80	37	32	3	5	23-0	59	7	2

HILARIO, DANNY / RIGHT-HANDED PITCHER

BATS **Right**
THROWS **Right**
HEIGHT **6'0"**
WEIGHT **185**

BORN **9/17/04** in Maimon, DR
RESIDES **Maimon, DR**
SIGNING SCOUT **Rigoberto De Los Santos/Daniel Santana**
ACQUIRED **Signed as a free agent on January 15, 2022**

YEAR	CLUB	W	L	ERA	G	GS	CG	SHO	SV	IP	H	R	ER	HR	HB	BB-I	SO	WP	BK
2022	DSL Rays	1	0	10.05	11	0	0	0	0	14.1	14	16	16	5	2	13-0	14	4	0
2023	DSL Rays	2	1	4.38	13	0	0	0	2	24.2	16	12	12	2	3	16-0	27	8	0
Minor League Totals		3	1	6.46	24	0	0	0	2	39.0	30	28	28	7	5	29-0	41	12	0

HUNLEY, SEAN / RIGHT-HANDED PITCHER

BATS **Right**
THROWS **Right**
HEIGHT **6'4"**
WEIGHT **215**

BORN **7/5/99** in Hermitage, TN
RESIDES **Mount Juliet, TN**
SIGNING SCOUT **Steve Ames**
ACQUIRED **Selected in the 19th round of the 2021 First-Year Player Draft**

YEAR	CLUB	W	L	ERA	G	GS	CG	SHO	SV	IP	H	R	ER	HR	HB	BB-I	SO	WP	BK
2021	FCL Rays	1	0	2.35	6	0	0	0	1	7.2	6	2	2	0	0	0-0	12	0	1
2022	Bowling Green	0	0	0.00	1	0	0	0	0	2.0	2	0	0	0	0	0-0	2	1	0
	Montgomery	7	2	3.55	27	10	0	0	0	91.1	95	37	36	4	6	18-0	68	0	1
2023	Montgomery	5	5	3.62	22	22	0	0	0	97.0	90	49	39	13	10	19-0	89	2	0
	Durham	0	3	12.67	5	4	0	0	0	16.1	30	25	23	3	2	8-0	10	0	0
Minor League Totals		13	10	4.20	61	36	0	0	1	214.1	223	113	100	20	18	45-0	181	3	2



INFANTE, JORDI / RIGHT-HANDED PITCHER

BATS **Right**
THROWS **Right**
HEIGHT **6'3"**
WEIGHT **195**

BORN **10/10/04** in **Santo Domingo, DR**
RESIDES **Andres Boca Chica, DR**
SIGNING SCOUT **Daniel Santana/Rigo De Los Santos**
ACQUIRED **Signed as a free agent on August 25, 2022**

YEAR	CLUB	W	L	ERA	G	GS	CG	SHO	SV	IP	H	R	ER	HR	HB	BB-I	SO	WP	BK
2023	DSL Tampa Bay	0	1	19.44	8	0	0	0	0	8.1	17	18	18	4	3	10-0	4	6	1

ISAAC, XAVIER / INFIELDER

BATS **Left**
THROWS **Left**
HEIGHT **6'4"**
WEIGHT **240**

BORN **12/17/03** in **Fayetteville, NC**
RESIDES **Deltona, FL**
SIGNING SCOUT **Landon Lassiter**
ACQUIRED **Selected in the first round (29th overall) of the 2022 First-Year Player Draft**

2023 Named Most Valuable Player for Class-A Charleston by the Rays Baseball Operations department...named to the Carolina League postseason All-Star Team and to the Rays Organizational All-Star Team by MLB.com...ranked among CL leaders in OPS (1st, .842), SLG (2nd, .462), HR (6th, 13) and RBI (8th, 56)...ranked by *Baseball America* as the No. 69 overall prospect in the minors and the No. 5 prospect in the Rays system following the season...the publication tabbed him as the Best Hitter for Average in the organization in addition to naming him the Best Power Prospect in the Carolina League in its Best Tools survey. **2022** Ranked by *Baseball America* as the No. 13 prospect in the Rays system following the season. **PERSONAL** Selected out of East Forsyth (N.C.) High School...hit .578 (37-for-64) with 12 HR and 26 RBI in 26 games as a high school senior...ranked second by *Baseball America* in the Best Power category among high school players available in the draft...committed to the University of Florida before signing with the Rays.

YEAR	CLUB	AVG	G	AB	R	H	2B	3B	HR	RBI	SH	SF	HB	BB-I	SO	SB	CS	GDP	OBP	SLG
2022	FCL Rays	.211	5	19	4	4	3	0	0	5	0	0	0	2-0	3	0	0	0	.286	.368
2023	Charleston	.266	90	312	58	83	16	3	13	56	0	4	4	56-1	80	10	0	2	.380	.462
	Bowling Green	.408	12	49	13	20	4	1	6	16	0	0	0	8-0	12	2	0	1	.491	.898
Minor League Totals		.282	107	380	75	107	23	4	19	77	0	4	4	66-1	95	12	0	3	.390	.513

JAMES, KAMREN / CATCHER

BATS **Right**
THROWS **Right**
HEIGHT **6'2"**
WEIGHT **200**

BORN **5/25/00** in **Memphis, TN**
RESIDES **Brentwood, TN**
SIGNING SCOUT **CT Bradford**
ACQUIRED **Selected in the 16th round of the 2022 First-Year Player Draft**

YEAR	CLUB	AVG	G	AB	R	H	2B	3B	HR	RBI	SH	SF	HB	BB-I	SO	SB	CS	GDP	OBP	SLG
2022	FCL Rays	.200	7	20	3	4	0	0	0	3	0	2	1	2-0	6	2	0	1	.280	.200
2023	Charleston	.204	43	152	15	31	6	1	4	18	0	0	7	15-0	45	4	5	1	.305	.336
	Bowling Green	.255	61	212	39	54	8	3	9	36	1	1	6	17-0	73	3	1	4	.326	.448
Minor League Totals		.232	111	384	57	89	14	4	13	57	1	3	14	34-0	124	9	6	6	.315	.391

JAVIER, JIMMY / RIGHT-HANDED PITCHER

BATS **Right**
THROWS **Right**
HEIGHT **6'5"**
WEIGHT **220**

BORN **11/13/04** in **El Valle, DR**
RESIDES **Hato Mayor, DR**
SIGNING SCOUT **Danny Santana/Remy Hernandez**
ACQUIRED **Signed as a free agent on December 15, 2023**



JAVIER, SEBASTIAN / RIGHT-HANDED PITCHER

BATS **Right**
THROWS **Right**
HEIGHT **6'1"**
WEIGHT **185**

BORN **12/26/03** in **Santo Domingo, DR**
RESIDES **Santo Domingo, DR**
SIGNING SCOUT **Daniel Santana**
ACQUIRED **Signed as a free agent on January 15, 2021**

YEAR	CLUB	W	L	ERA	G	GS	CG	SHO	SV	IP	H	R	ER	HR	HB	BB-I	SO	WP	BK
2021	DSL Rays 2	1	3	18.69	4	3	0	0	0	4.1	7	10	9	0	1	8-0	2	5	1
2022	DSL Rays	0	4	5.75	14	10	0	0	0	36.0	34	31	23	2	9	29-0	27	16	1
2023	FCL Rays	0	1	6.23	12	0	0	0	1	17.1	12	18	12	0	4	24-0	16	1	0
Minor League Totals		1	8	6.87	30	13	0	0	1	57.2	53	59	44	2	14	61-0	45	22	2

JIMÉNEZ, JHOMBER / RIGHT-HANDED PITCHER

BATS **Right**
THROWS **Right**
HEIGHT **6'3"**
WEIGHT **200**

BORN **12/24/05** in **Caracas, VEN**
RESIDES **Caracas, VEN**
SIGNING SCOUT **Marlon Roche/William Bergolla**
ACQUIRED **Signed as a free agent on January 15, 2023**

YEAR	CLUB	W	L	ERA	G	GS	CG	SHO	SV	IP	H	R	ER	HR	HB	BB-I	SO	WP	BK
2023	DSL Rays	1	2	6.83	12	6	0	0	0	29.0	30	26	22	2	3	20-0	28	19	4

JOHNSON, MARCUS / RIGHT-HANDED PITCHER

BATS **Right**
THROWS **Right**
HEIGHT **6'6"**
WEIGHT **210**

BORN **12/11/00** in **Whitter, CA**
RESIDES **Fontana, CA**
SIGNING SCOUT **Blake Newsome (Marlins)**
ACQUIRED **Via trade from Miami on November 15, 2022**

2023 His 24 starts for Class-A Charleston were tied for fifth most among Rays farmhands...ranked by *Baseball America* as the No. 14 prospect in the Rays system following the season...the publication also tabbed him as having the Best Control in the organization. **2022** Split his first professional season between the FCL Marlins and Class-A Jupiter...acquired from the Marlins in a four-player trade on Nov. 15...ranked by *Baseball America* as the No. 25 prospect in the Rays system following the season. **PERSONAL** Selected by the Marlins in the fourth round of the 2022 First-Year Player Draft out of Duke University.

YEAR	CLUB	W	L	ERA	G	GS	CG	SHO	SV	IP	H	R	ER	HR	HB	BB-I	SO	WP	BK
2022	FCL Marlins	0	1	8.31	2	2	0	0	0	4.1	5	4	4	0	0	4-0	5	0	0
	Jupiter	1	2	5.11	3	2	0	0	0	12.1	7	7	7	2	0	7-0	24	1	0
2023	Charleston	5	6	3.74	26	24	0	0	0	130.0	130	61	54	12	5	21-0	114	4	0
Minor League Totals		6	9	3.99	31	28	0	0	0	146.2	142	72	65	14	5	32-0	143	5	0

JONES, BROCK / OUTFIELDER

BATS **Left**
THROWS **Left**
HEIGHT **6'1"**
WEIGHT **205**

BORN **3/28/01** in **Fresno, CA**
RESIDES **Wesley Chapel, FL**
SIGNING SCOUT **Tim Fortugno**
ACQUIRED **Selected in the second round of the 2022 First-Year Player Draft**

YEAR	CLUB	AVG	G	AB	R	H	2B	3B	HR	RBI	SH	SF	HB	BB-I	SO	SB	CS	GDP	OBP	SLG
2022	FCL Rays	.211	6	19	4	4	0	0	0	2	0	0	0	5-0	6	2	2	0	.375	.211
	Charleston	.286	13	49	15	14	4	1	4	12	0	1	0	12-0	21	9	3	0	.419	.653
2023	Bowling Green	.201	85	318	49	64	14	4	15	49	0	3	3	48-0	123	10	7	7	.309	.412
Minor League Totals		.212	104	386	68	82	18	5	19	63	0	4	3	65-0	150	21	12	7	.328	.433



JUAREZ, JOSUE / RIGHT-HANDED PITCHER

BATS **Right**
THROWS **Right**
HEIGHT **6'1"**
WEIGHT **205**

BORN **5/3/03** in **Yanga, MEX**
RESIDES **Yanga, MEX**
SIGNING SCOUT **Karla Espinoza**
ACQUIRED **Signed as a free agent on December 11, 2022**

YEAR	CLUB	W	L	ERA	G	GS	CG	SHO	SV	IP	H	R	ER	HR	HB	BB-I	SO	WP	BK
2023	DSL Tampa Bay	1	2	3.76	12	10	0	0	0	40.2	30	21	17	4	5	14-0	30	5	1

KINNEY, COOPER / INFIELDER

BATS **Left**
THROWS **Right**
HEIGHT **6'3"**
WEIGHT **200**

BORN **1/27/03** in **Kennesaw, GA**
RESIDES **Chattanooga, TN**
SIGNING SCOUT **Steve Ames**
ACQUIRED **Selected in Competitive Balance Round A of the 2021 First-Year Player Draft**

YEAR	CLUB	AVG	G	AB	R	H	2B	3B	HR	RBI	SH	SF	HB	BB-I	SO	SB	CS	GDP	OBP	SLG
2021	FCL Rays	.286	11	35	9	10	1	1	0	5	0	0	2	10-0	9	2	0	0	.468	.371
2022														Injured-Did Not Play						
2023	Charleston	.274	121	456	61	125	24	0	10	61	0	2	5	42-1	107	3	5	7	.341	.393
Minor League Totals		.275	132	491	70	135	25	1	10	66	0	2	7	52-1	116	5	5	7	.351	.391

LANCASTER, JACKSON / LEFT-HANDED PITCHER

BATS **Left**
THROWS **Left**
HEIGHT **6'1"**
WEIGHT **200**

BORN **3/22/99** in **Memphis, TN**
RESIDES **Corinth, MS**
SIGNING SCOUT **N/A**
ACQUIRED **Signed as a free agent on May 1, 2023**

YEAR	CLUB	W	L	ERA	G	GS	CG	SHO	SV	IP	H	R	ER	HR	HB	BB-I	SO	WP	BK
2023	FCL Rays	0	1	1.23	5	0	0	0	3	7.1	4	2	1	0	0	2-0	18	0	1
	Charleston	0	2	5.03	17	1	0	0	1	19.2	19	16	11	2	1	14-0	24	2	0
Minor League Totals		0	3	4.00	22	1	0	0	4	27.0	23	18	12	2	1	16-0	42	2	1

LARA, ERICK / INFIELDER

BATS **Left**
THROWS **Right**
HEIGHT **6'2"**
WEIGHT **165**

BORN **6/10/06** in **Bani, DR**
RESIDES **Bani, DR**
SIGNING SCOUT **Sahir Fersobe (Marlins)**
ACQUIRED **Via trade from Miami on November 17, 2023**

YEAR	CLUB	AVG	G	AB	R	H	2B	3B	HR	RBI	SH	SF	HB	BB-I	SO	SB	CS	GDP	OBP	SLG
2023	DSL Marlins	.305	34	128	21	39	8	2	2	32	0	1	2	23-0	37	5	1	0	.416	.445

LEAL, ANTAWN / RIGHT-HANDED PITCHER

BATS **Right**
THROWS **Right**
HEIGHT **6'0"**
WEIGHT **175**

BORN **9/24/06** in **Lagunillas, VEN**
RESIDES **Zuila, VEN**
SIGNING SCOUT **William Bergolla/Carlos Leon/Sergio Leon**
ACQUIRED **Signed as a free agent on January 15, 2024**



LEATHERMAN, IAN / RIGHT-HANDED PITCHER

BATS **Right**
 THROWS **Right**
 HEIGHT **6'0"**
 WEIGHT **185**

BORN **2/26/99** in Grand Rapids, MI
 RESIDES **Jenison, MI**
 SIGNING SCOUT **Luke Harrigan**
 ACQUIRED **Selected in the 16th round of the 2021 First-Year Player Draft**

YEAR	CLUB	W	L	ERA	G	GS	CG	SHO	SV	IP	H	R	ER	HR	HB	BB-I	SO	WP	BK
2021	FCL Rays	0	0	0.00	3	0	0	0	0	4.0	1	0	0	0	0	1-0	9	0	0
	Charleston	0	0	1.29	5	0	0	0	0	7.0	2	1	1	0	1	3-0	8	0	0
2022										Injured-Did Not Pitch									
2023										Injured-Did Not Pitch									
Minor League Totals		0	0	0.82	8	0	0	0	0	11.0	3	1	1	0	1	4-0	17	0	0

LEDBETTER, COLTON / OUTFIELDER

BATS **Left**
 THROWS **Right**
 HEIGHT **6'2"**
 WEIGHT **205**

BORN **11/15/01** in Birmingham, AL
 RESIDES **Birmingham, AL**
 SIGNING SCOUT **Jeff Lavin**
 ACQUIRED **Selected in the second round of the 2023 First-Year Player Draft**

2023 Split his first professional season between the FCL Rays and Class-A Charleston...ranked by *Baseball America* as the No. 12 prospect in the Rays system following the season. **PERSONAL** Hit .320/.452/.574 (63-for-197) with 12 2B, 1 3B, 12 HR, 52 RBI, 16 steals and 47 walks against 36 strikeouts over 53 games as a junior for Mississippi State in 2023...prior to joining the Bulldogs in Starkville, he spent his first two collegiate seasons at Samford University.

YEAR	CLUB	AVG	G	AB	R	H	2B	3B	HR	RBI	SH	SF	HB	BB-I	SO	SB	CS	GDP	OBP	SLG
2023	FCL Rays	.400	3	10	4	4	0	0	1	4	0	0	0	2-0	1	1	0	0	.500	.700
	Charleston	.254	18	63	11	16	6	0	1	8	0	0	0	10-0	16	2	2	1	.356	.397
Minor League Totals		.274	21	73	15	20	6	0	2	12	0	0	0	12-0	17	3	2	1	.376	.438

LENDOF, JAVIER / RIGHT-HANDED PITCHER

BATS **Right**
 THROWS **Right**
 HEIGHT **6'0"**
 WEIGHT **200**

BORN **9/20/03** in Santiago, DR
 RESIDES **Santo Domingo, DR**
 SIGNING SCOUT **Daniel Santana/Miguel De La Cruz**
 ACQUIRED **Signed as a free agent on January 15, 2023**

YEAR	CLUB	W	L	ERA	G	GS	CG	SHO	SV	IP	H	R	ER	HR	HB	BB-I	SO	WP	BK
2023	DSL Tampa Bay	2	0	6.43	11	1	0	0	0	14.0	7	12	10	0	3	32-0	15	10	3

LEONARD, CAMERON / RIGHT-HANDED PITCHER

BATS **Right**
 THROWS **Right**
 HEIGHT **6'4"**
 WEIGHT **200**

BORN **7/26/99** in Riverside, CA
 RESIDES **Hemet, CA**
 SIGNING SCOUT **Jaime Jones**
 ACQUIRED **Signed as a non-drafted free agent on July 21, 2021**

YEAR	CLUB	W	L	ERA	G	GS	CG	SHO	SV	IP	H	R	ER	HR	HB	BB-I	SO	WP	BK
2021	FCL Rays	2	0	1.64	9	0	0	0	0	11.0	14	2	2	0	0	1-0	10	0	0
2022	Bowling Green	2	5	5.84	27	0	0	0	4	44.2	59	33	29	4	0	12-0	53	6	0
	Montgomery	0	0	0.00	1	0	0	0	0	1.1	0	0	0	0	0	0-0	3	0	0
2023										Injured-Did Not Pitch									
Minor League Totals		4	5	4.89	37	0	0	0	4	57.0	73	35	31	4	0	13-0	66	6	0



LEVERETT, ADAM / RIGHT-HANDED PITCHER

BATS **Left**
THROWS **Right**
HEIGHT **6'5"**
WEIGHT **225**

BORN **9/19/98** in **Macon, GA**
RESIDES **Macon, GA**
SIGNING SCOUT **Aaron Jersild (Phillies)**
ACQUIRED **Via trade from Philadelphia on November 6th, 2023**

YEAR	CLUB	W	L	ERA	G	GS	CG	SHO	SV	IP	H	R	ER	HR	HB	BB-I	SO	WP	BK
2019	GCL Phillies	0	0	2.45	2	1	0	0	0	3.2	4	1	1	0	0	0-0	6	1	0
	Williamsport	1	2	4.45	9	5	0	0	0	28.1	31	16	14	3	1	13-0	22	3	2
2020		Injured-Did Not Pitch																	
2021	Jersey Shore	1	0	1.56	11	7	0	0	0	40.1	22	7	7	0	4	15-0	46	3	1
	Reading	2	5	5.50	8	8	0	0	0	36.0	38	24	22	5	3	13-0	36	3	0
	Lehigh Valley	1	0	4.00	2	2	0	0	0	9.0	8	4	4	2	0	3-0	8	0	0
2022	Reading	5	8	5.54	29	11	0	0	0	74.2	83	49	46	14	7	28-0	84	7	1
2023	Reading	0	6	3.94	35	8	0	0	0	64.0	63	33	28	4	5	27-0	52	2	0
Minor League Totals		10	21	4.29	96	42	0	0	0	256.0	249	134	122	28	20	99-0	254	19	4

LEVINS, TATEM / CATCHER

BATS **Left**
THROWS **Right**
HEIGHT **6'2"**
WEIGHT **220**

BORN **5/29/99** in **Langhorne, PA**
RESIDES **Langhorne, PA**
SIGNING SCOUT **William Allister Knight (Mariners)**
ACQUIRED **Via trade from Seattle on November 6th, 2023**

YEAR	CLUB	AVG	G	AB	R	H	2B	3B	HR	RBI	SH	SF	HB	BB-I	SO	SB	CS	GDP	OBP	SLG
2022	ACL Mariners	.467	7	15	2	7	0	0	2	0	0	0	0	7-0	1	0	0	1	.636	.467
2023	Modesto	.286	66	248	41	71	18	1	9	55	0	2	0	29-0	57	0	0	4	.358	.476
Minor League Totals		.297	73	263	43	78	18	1	9	57	0	2	0	36-0	58	0	0	5	.379	.475

LINDSEY, ANDREW / RIGHT-HANDED PITCHER

BATS **Right**
THROWS **Right**
HEIGHT **6'4"**
WEIGHT **215**

BORN **11/15/99** in **Brookhaven, MS**
RESIDES **New Johnsonville, TN**
SIGNING SCOUT **Carmen Carcone (Marlins)**
ACQUIRED **Via trade from Miami on November 17th, 2023**

YEAR	CLUB	W	L	ERA	G	GS	CG	SHO	SV	IP	H	R	ER	HR	HB	BB-I	SO	WP	BK
2023	FCL Marlins	0	1	8.31	2	2	0	0	0	4.1	6	4	4	0	0	1-0	2	0	0

LOPEZ, XAVIER / RIGHT-HANDED PITCHER

BATS **Right**
THROWS **Right**
HEIGHT **6'2"**
WEIGHT **160**

BORN **5/30/05** in **Caracas, VEN**
RESIDES **Los Teques, VEN**
SIGNING SCOUT **William Bergolla/Juan Castillo**
ACQUIRED **Signed as a free agent on September 1, 2023**

LUGO, ERICK / INFIELDER

BATS **Right**
THROWS **Right**
HEIGHT **6'0"**
WEIGHT **165**

BORN **9/15/06** in **Guarenas, VEN**
RESIDES **Guarenas, VEN**
SIGNING SCOUT **William Bergolla/Juan Castillo**
ACQUIRED **Signed as a free agent on January 15, 2024**



LUGO, YANNELBINSON / RIGHT-HANDED PITCHER

BATS **Right**
THROWS **Right**
HEIGHT **6'0"**
WEIGHT **165**

BORN **1/13/04** in Los Hidalgos, DR
RESIDES **Los Hidalgos, DR**
SIGNING SCOUT **Daniel Santana**
ACQUIRED **Signed as a free agent on September 30, 2022**

YEAR	CLUB	W	L	ERA	G	GS	CG	SHO	SV	IP	H	R	ER	HR	HB	BB-I	SO	WP	BK
2023	DSL Tampa Bay	0	5	5.23	16	6	0	0	1	32.2	43	30	19	1	4	18-0	29	4	0

MALL, DALTON / RIGHT-HANDED PITCHER

BATS **Right**
THROWS **Right**
HEIGHT **6'3"**
WEIGHT **220**

BORN **8/27/99** in Overland Park, KS
RESIDES **Overland Park, KS**
SIGNING SCOUT **N/A**
ACQUIRED **Signed as a free agent on November 8, 2023**

MARIN, JAHIR / CATCHER

BATS **Right**
THROWS **Right**
HEIGHT **5'10"**
WEIGHT **170**

BORN **1/11/07** in Chorrera, Panama
RESIDES **Chorrera, Panama**
SIGNING SCOUT **Gustavo Zapata**
ACQUIRED **Signed as a free agent on January 15, 2024**

MARTIN, TREVOR / RIGHT-HANDED PITCHER

BATS **Right**
THROWS **Right**
HEIGHT **6'5"**
WEIGHT **225**

BORN **12/15/00** in Poteau, OK
RESIDES **McAlester, OK**
SIGNING SCOUT **Reggie Lawson**
ACQUIRED **Selected in the third round of the 2022 First-Year Player Draft**

YEAR	CLUB	W	L	ERA	G	GS	CG	SHO	SV	IP	H	R	ER	HR	HB	BB-I	SO	WP	BK
2022	FCL Rays	0	0	0.00	1	1	0	0	0	1.0	1	0	0	0	0	1-0	2	1	0
2023	Charleston	10	5	3.52	25	22	0	0	0	110.0	92	46	43	11	6	41-0	131	4	1
Minor League Totals		10	5	3.49	26	23	0	0	0	111.0	93	46	43	11	6	42-0	133	5	1

MARTÍNEZ, ALFONZO / OUTFIELDER

BATS **Right**
THROWS **Right**
HEIGHT **6'0"**
WEIGHT **180**

BORN **11/28/05** in Ciudad Guayana, VEN
RESIDES **Ciudad Guayana, VEN**
SIGNING SCOUT **Frank Tineo/William Bergolla**
ACQUIRED **Signed as a free agent on January 15, 2023**

YEAR	CLUB	AVG	G	AB	R	H	2B	3B	HR	RBI	SH	SF	HB	BB-I	SO	SB	CS	GDP	OBP	SLG
2023	DSL Rays	.207	44	145	20	30	4	0	0	10	0	1	4	27-0	46	14	1	2	.345	.234

MARTÍNEZ, LARRY / CATCHER

BATS **Right**
THROWS **Right**
HEIGHT **5'11"**
WEIGHT **170**

BORN **8/6/05** in Valencia, VEN
RESIDES **San Diego, VEN**
SIGNING SCOUT **William Bergolla/Marlon Roche/Juan Castillo**
ACQUIRED **Signed as a free agent on January 15, 2022**

YEAR	CLUB	AVG	G	AB	R	H	2B	3B	HR	RBI	SH	SF	HB	BB-I	SO	SB	CS	GDP	OBP	SLG
2022	DSL Rays	.232	18	56	8	13	1	0	0	7	0	0	0	7-0	7	1	1	3	.317	.250
	DSL Tampa Bay	.278	5	18	3	5	2	0	0	2	0	0	2	2-0	4	0	0	1	.409	.389
2023	DSL Rays	.370	13	46	7	17	4	0	0	10	0	1	0	2-0	5	2	1	1	.388	.457
Minor League Totals		.292	36	120	18	35	7	0	0	19	0	1	2	11-0	16	3	2	5	.358	.350



MARTÍNEZ, RAUDELIS / CATCHER

BATS **Left**
THROWS **Right**
HEIGHT **6'0"**
WEIGHT **180**

BORN **5/30/02** in Santa Clara, Cuba
RESIDES **Juan Dolio, DR**
SIGNING SCOUT **Remmy Hernandez/Daniel Santana**
ACQUIRED **Signed as a free agent on September 16, 2020**

YEAR	CLUB	AVG	G	AB	R	H	2B	3B	HR	RBI	SH	SF	HB	BB-I	SO	SB	CS	GDP	OBP	SLG
2021	DSL Rays 1	.173	38	127	14	22	4	0	2	16	0	2	2	18-1	25	3	3	2	.282	.252
2022	DSL Rays	.293	26	75	15	22	4	2	3	10	0	1	5	16-0	11	6	2	3	.443	.520
2023	FCL Rays	.180	19	61	8	11	4	0	0	10	0	1	0	17-0	10	0	0	0	.354	.246
	Charleston	.210	33	105	14	22	2	0	2	18	0	4	3	17-0	18	3	1	2	.326	.286
Minor League Totals		.209	116	368	51	77	14	2	7	54	0	8	10	68-1	64	12	6	7	.341	.315

MATEO, ÁNGEL / OUTFIELDER

BATS **Right**
THROWS **Right**
HEIGHT **6'2"**
WEIGHT **190**

BORN **2/13/05** in San Juan, DR
RESIDES **San Juan, DR**
SIGNING SCOUT **Daniel Santana**
ACQUIRED **Signed as a free agent on January 15, 2022**

YEAR	CLUB	AVG	G	AB	R	H	2B	3B	HR	RBI	SH	SF	HB	BB-I	SO	SB	CS	GDP	OBP	SLG
2022	DSL Tampa Bay	.269	52	171	32	46	7	0	7	25	0	2	10	27-0	36	10	3	1	.395	.433
2023	FCL Rays	.256	48	172	31	44	7	2	4	27	0	1	10	14-0	36	12	0	5	.345	.390
	Charleston	.244	12	41	3	10	2	0	0	3	0	0	1	3-0	14	3	1	1	.311	.293
Minor League Totals		.260	112	384	66	100	16	2	11	55	0	3	21	44-0	86	25	4	7	.365	.398

MATIAS, CARLOS / OUTFIELDER

BATS **Right**
THROWS **Right**
HEIGHT **6'2"**
WEIGHT **195**

BORN **11/10/06** in Santo Domingo, DR
RESIDES **Monte Plata, DR**
SIGNING SCOUT **Danny Santana**
ACQUIRED **Signed as a free agent on January 15, 2024**

McCLEVE, ZAC / RIGHT-HANDED PITCHER

BATS **Right**
THROWS **Right**
HEIGHT **6'4"**
WEIGHT **215**

BORN **8/6/00** in West Valley City, UT
RESIDES **Riverton, UT**
SIGNING SCOUT **Brian Oliver**
ACQUIRED **Signed as a non-drafted free agent on July 17, 2023**

MEDINA, LEOFANNY / RIGHT-HANDED PITCHER

BATS **Right**
THROWS **Right**
HEIGHT **6'4"**
WEIGHT **215**

BORN **4/14/02** in San Juan de la Maguana, DR
RESIDES **Comendador, DR**
SIGNING SCOUT **Daniel Santana**
ACQUIRED **Signed as a free agent on May 27, 2022**

YEAR	CLUB	W	L	ERA	G	GS	CG	SHO	SV	IP	H	R	ER	HR	HB	BB-I	SO	WP	BK
2023	DSL Tampa Bay	1	1	2.45	10	0	0	0	1	14.2	11	7	4	0	0	18-0	20	7	0



MEDINA, ROBERTO / LEFT-HANDED PITCHER

BATS **Left**
 THROWS **Left**
 HEIGHT **6'1"**
 WEIGHT **170**

BORN **1/19/05** in San Pedro de Macoris, DR
 RESIDES **San Pedro de Macoris, DR**
 SIGNING SCOUT **Daniel Santana/Remmy Hernandez**
 ACQUIRED **Signed as a free agent on September 12, 2022**

YEAR	CLUB	W	L	ERA	G	GS	CG	SHO	SV	IP	H	R	ER	HR	HB	BB-I	SO	WP	BK
2023	DSL Tampa Bay	0	3	3.68	11	11	1	1	0	36.2	28	20	15	2	4	29-0	53	6	2

MEJÍA, SAMUEL / RIGHT-HANDED PITCHER

BATS **Right**
 THROWS **Right**
 HEIGHT **6'1"**
 WEIGHT **160**

BORN **6/17/02** in La Altigracia, DR
 RESIDES **Higüey, DR**
 SIGNING SCOUT **Daniel Santana**
 ACQUIRED **Signed as a free agent on September 4, 2019**

YEAR	CLUB	W	L	ERA	G	GS	CG	SHO	SV	IP	H	R	ER	HR	HB	BB-I	SO	WP	BK
2021	DSL Rays 1	3	1	2.63	12	6	0	0	0	51.1	43	22	15	2	6	15-0	44	5	1
2022	FCL Rays	0	1	2.25	14	0	0	0	5	20.0	14	7	5	1	0	6-1	22	1	0
2023	Charleston	0	0	5.59	5	0	0	0	1	9.2	10	7	6	2	3	4-0	16	1	2
	FCL Rays	4	1	1.46	16	0	0	0	3	24.2	13	6	4	1	6	4-0	32	2	1
Minor League Totals		7	3	2.56	47	6	0	0	9	105.2	80	42	30	6	15	29-1	114	9	4

MENENDEZ, ANTONIO / RIGHT-HANDED PITCHER

BATS **Right**
 THROWS **Right**
 HEIGHT **6'4"**
 WEIGHT **215**

BORN **3/11/99** in Reston, VA
 RESIDES **Charlotte, NC**
 SIGNING SCOUT **Joe Hastings**
 ACQUIRED **Selected in the 14th round of the 2021 First-Year Player Draft**

YEAR	CLUB	W	L	ERA	G	GS	CG	SHO	SV	IP	H	R	ER	HR	HB	BB-I	SO	WP	BK
2022	FCL Rays	0	1	2.57	3	2	0	0	0	7.0	4	2	2	0	0	1-0	8	0	0
	Charleston	2	0	0.83	11	0	0	0	1	21.2	17	4	2	1	1	6-0	29	2	0
	Bowling Green	0	0	3.24	6	0	0	0	3	8.1	6	3	3	0	0	3-0	11	1	0
2023	Bowling Green	2	0	4.70	22	1	0	0	2	30.2	24	16	16	0	2	21-0	26	4	1
	Montgomery	1	0	2.25	16	0	0	0	4	28.0	15	8	7	1	3	10-0	27	3	1
Minor League Totals		5	1	2.82	58	3	0	0	10	95.2	66	33	30	2	6	41-0	101	10	2

MESA, YOLVIN / RIGHT-HANDED PITCHER

BATS **Right**
 THROWS **Right**
 HEIGHT **6'1"**
 WEIGHT **160**

BORN **9/5/05** in Barahona, DR
 RESIDES **Barahona, DR**
 SIGNING SCOUT **Danny Santana**
 ACQUIRED **Signed as a free agent on December 15, 2023**

MILLAN, SANTIAGO / OUTFIELDER

BATS **Right**
 THROWS **Right**
 HEIGHT **6'2"**
 WEIGHT **175**

BORN **5/27/03** in Porlamar, VEN
 RESIDES **Porlamar, VEN**
 SIGNING SCOUT **William Bergolla**
 ACQUIRED **Signed as a free agent on September 11, 2019**

YEAR	CLUB	AVG	G	AB	R	H	2B	3B	HR	RBI	SH	SF	HB	BB-I	SO	SB	CS	GDP	OBP	SLG
2021	DSL Rays 2	.263	51	175	28	46	3	0	3	28	0	3	5	22-0	40	10	5	8	.356	.331
2022	DSL Tampa Bay	.221	35	113	16	25	3	2	6	26	0	1	2	16-0	42	4	2	1	.326	.442
2023	Charleston	.200	7	20	2	4	1	0	0	1	0	0	0	1-0	9	1	0	0	.238	.250
	FCL Rays	.333	4	12	3	4	1	0	0	3	0	0	0	2-0	5	0	0	1	.429	.417
Minor League Totals		.247	97	320	49	79	8	2	9	58	0	4	7	41-0	96	15	7	10	.341	.369



MONZON, JOSÉ / INFIELDER

BATS **Left**
THROWS **Right**
HEIGHT **6'0"**
WEIGHT **160**

BORN **11/17/05** in **La Guaira, VEN**
RESIDES **La Guaira, VEN**
SIGNING SCOUT **Marlon Roche/William Bergolla**
ACQUIRED **Signed as a free agent on January 15, 2023**

YEAR	CLUB	AVG	G	AB	R	H	2B	3B	HR	RBI	SH	SF	HB	BB-I	SO	SB	CS	GDP	OBP	SLG
2023	DSL Rays	.280	46	164	30	46	6	1	5	39	0	6	0	35-0	30	6	3	4	.395	.421

MORALES, JOHANSER / RIGHT-HANDED PITCHER

BATS **Right**
THROWS **Right**
HEIGHT **6'4"**
WEIGHT **205**

BORN **4/9/06** in **San Pedro de Macoris, DR**
RESIDES **San Pedro de Macoris, DR**
SIGNING SCOUT **Danny Santana/Remmy Hernandez**
ACQUIRED **Signed as a free agent on September 7, 2023**

MORENO, MOISES / OUTFIELDER

BATS **Right**
THROWS **Right**
HEIGHT **6'2"**
WEIGHT **170**

BORN **11/1/05** in **La Victoria, DR**
RESIDES **La Victoria, DR**
SIGNING SCOUT **Daniel Santana/Rigo De Los Santos**
ACQUIRED **Signed as a free agent on January 15, 2023**

YEAR	CLUB	AVG	G	AB	R	H	2B	3B	HR	RBI	SH	SF	HB	BB-I	SO	SB	CS	GDP	OBP	SLG
2023	DSL Tampa Bay	.206	45	141	21	29	7	2	0	6	0	0	2	22-0	43	3	3	3	.321	.284

MORGAN, TRE' / INFIELDER

BATS **Left**
THROWS **Left**
HEIGHT **6'1"**
WEIGHT **190**

BORN **7/16/02** in **New Orleans, LA**
RESIDES **Homestead, FL**
SIGNING SCOUT **Jeff Lavin**
ACQUIRED **Selected in the third round of the 2023 First-Year Player Draft**

2023 Split his first professional season between the FCL Rays and Class-A Charleston...ranked by *Baseball America* as the No. 23 prospect in the Rays system following the season. **PERSONAL** Hit .316 (85-for-269) with 15 2B, 4 3B, 9 HR, 53 RBI and 66 runs across 69 games as a junior for the 2023 College World Series Champion LSU Tigers...named to the CWS All-Tournament Team after batting .344 with 3 2B, 1 3B, 6 RBI and six runs over eight games.

YEAR	CLUB	AVG	G	AB	R	H	2B	3B	HR	RBI	SH	SF	HB	BB-I	SO	SB	CS	GDP	OBP	SLG
2023	FCL Rays	.417	3	12	1	5	1	0	1	4	0	0	0	0-0	1	0	0	0	.417	.750
	Charleston	.389	11	36	7	14	1	1	0	2	0	0	0	8-0	2	4	1	1	.500	.472
Minor League Totals		.396	14	48	8	19	2	1	1	6	0	0	0	8-0	3	4	1	1	.482	.542

MORIS, YOHANGEL / INFIELDER

BATS **Switch**
THROWS **Right**
HEIGHT **6'0"**
WEIGHT **160**

BORN **11/22/05** in **Sabaneta de Yasica, DR**
RESIDES **Sabaneta de Yasica, DR**
SIGNING SCOUT **Daniel Santana/Jorge Perez**
ACQUIRED **Signed as a free agent on January 15, 2023**

YEAR	CLUB	AVG	G	AB	R	H	2B	3B	HR	RBI	SH	SF	HB	BB-I	SO	SB	CS	GDP	OBP	SLG
2023	DSL Rays	.167	28	90	16	15	4	2	0	7	0	2	3	15-0	50	7	1	0	.300	.256



MUÑOZ, VICTOR / RIGHT-HANDED PITCHER

BATS **Right**
THROWS **Right**
HEIGHT **6'3"**
WEIGHT **160**

BORN **12/25/00** in **Mao, DR**
RESIDES **Mao, DR**
SIGNING SCOUT **Daniel Santana**
ACQUIRED **Signed as a free agent on July 2, 2017**

YEAR	CLUB	W	L	ERA	G	GS	CG	SHO	SV	IP	H	R	ER	HR	HB	BB-I	SO	WP	BK
2018	DSL Rays 2	4	2	5.06	16	0	0	0	0	32.0	25	24	18	3	8	18-0	28	6	0
2019	DSL Rays 1	1	0	1.45	4	4	0	0	0	18.2	14	6	3	0	1	5-0	17	5	0
	GCL Rays	0	1	3.57	7	4	0	0	0	22.2	21	14	9	2	2	13-0	21	0	0
2020										Did Not Pitch									
2021	FCL Rays	1	1	1.95	10	7	0	0	1	32.1	32	10	7	0	0	6-0	38	2	0
	Charleston	0	0	2.79	3	3	0	0	0	9.2	8	3	3	1	0	1-0	9	0	1
2022	Charleston	4	2	4.22	10	0	0	0	0	32.0	34	21	15	2	1	10-0	22	6	0
	Bowling Green	3	2	4.64	14	6	0	0	1	42.2	53	26	22	4	4	9-0	29	3	0
2023	Bowling Green	1	0	0.00	1	0	0	0	0	3.0	1	0	0	0	0	2-0	4	0	0
	Montgomery	8	7	7.49	26	12	0	0	0	79.1	93	66	66	10	8	33-0	64	6	0
Minor League Totals		22	15	4.73	91	36	0	0	2	272.1	281	170	143	22	24	97-0	232	28	1

MURPHY, CHANDLER / RIGHT-HANDED PITCHER

BATS **Left**
THROWS **Right**
HEIGHT **6'3"**
WEIGHT **195**

BORN **12/18/00** in **Glendale, AZ**
RESIDES **Sun City, AZ**
SIGNING SCOUT **Matt Alison**
ACQUIRED **Selected in the 12th round of the 2023 First-Year Player Draft**

YEAR	CLUB	W	L	ERA	G	GS	CG	SHO	SV	IP	H	R	ER	HR	HB	BB-I	SO	WP	BK
2023	FCL Rays	0	0	0.00	3	0	0	0	0	3.0	3	0	0	0	0	3-0	4	0	0

MYERS, NOAH / OUTFIELDER

BATS **Left**
THROWS **Right**
HEIGHT **6'2"**
WEIGHT **190**

BORN **11/11/99** in **Windsor, CAN**
RESIDES **Tilbury, CAN**
SIGNING SCOUT **N/A**
ACQUIRED **Signed as a free agent on December 20, 2023**

NAVAS, KEINER / LEFT-HANDED PITCHER

BATS **Left**
THROWS **Left**
HEIGHT **6'1"**
WEIGHT **155**

BORN **2/29/04** in **Caracas, VEN**
RESIDES **Caracas, VEN**
SIGNING SCOUT **Juan Castillo/Marlon Roche/William Bergolla**
ACQUIRED **Signed as a free agent on November 16, 2021**

YEAR	CLUB	W	L	ERA	G	GS	CG	SHO	SV	IP	H	R	ER	HR	HB	BB-I	SO	WP	BK
2022	DSL Tampa Bay	1	1	4.74	12	0	0	0	0	19.0	23	14	10	2	0	11-0	21	11	1
2023										Did Not Pitch									

NICHOLS, TJ / RIGHT-HANDED PITCHER

BATS **Right**
THROWS **Right**
HEIGHT **6'4"**
WEIGHT **190**

BORN **6/24/02** in **Carmichael, CA**
RESIDES **Tucson, AZ**
SIGNING SCOUT **Brian Oliver**
ACQUIRED **Selected in the sixth round of the 2023 First-Year Player Draft**

YEAR	CLUB	W	L	ERA	G	GS	CG	SHO	SV	IP	H	R	ER	HR	HB	BB-I	SO	WP	BK
2023	FCL Rays	0	0	0.00	3	2	0	0	0	5.0	2	0	0	0	0	1-0	4	0	0



PALACIOS, DIEGO / RIGHT-HANDED PITCHER

BATS **Right**
THROWS **Right**
HEIGHT **6'0"**
WEIGHT **175**

BORN **9/22/05** in **Valencia, VEN**
RESIDES **Valencia, VEN**
SIGNING SCOUT **Marlon Roche/William Bergolla**
ACQUIRED **Signed as a free agent on January 15, 2023**

YEAR	CLUB	W	L	ERA	G	GS	CG	SHO	SV	IP	H	R	ER	HR	HB	BB-I	SO	WP	BK	
2023																				Injured-Did Not Pitch

PALMA, ALBERTH / INFIELDER

BATS **Right**
THROWS **Right**
HEIGHT **6'0"**
WEIGHT **170**

BORN **2/2/06** in **Barinas, VEN**
RESIDES **Barinas, VEN**
SIGNING SCOUT **William Bergolla**
ACQUIRED **Signed as a free agent on January 15, 2023**

YEAR	CLUB	AVG	G	AB	R	H	2B	3B	HR	RBI	SH	SF	HB	BB-I	SO	SB	CS	GDP	OBP	SLG
2023	DSL Tampa Bay	.163	13	49	6	8	0	0	0	4	1	1	0	4-0	9	1	2	1	.222	.163

PALMA, MOISES / RIGHT-HANDED PITCHER

BATS **Right**
THROWS **Right**
HEIGHT **6'4"**
WEIGHT **195**

BORN **9/1/04** in **Bolivar, VEN**
RESIDES **Bolivar, VEN**
SIGNING SCOUT **Frank Tineo**
ACQUIRED **Signed as a free agent on January 15, 2022**

YEAR	CLUB	W	L	ERA	G	GS	CG	SHO	SV	IP	H	R	ER	HR	HB	BB-I	SO	WP	BK
2022	DSL Tampa Bay	1	0	5.59	11	0	0	0	0	19.1	20	12	12	6	3	9-0	16	6	0
2023	DSL Tampa Bay	4	1	4.40	17	0	0	0	0	30.2	25	20	15	3	2	14-0	26	9	1
Minor League Totals		5	1	4.86	28	0	0	0	0	50.0	45	32	27	9	5	23-0	42	15	1

PARRA, JEFFRY / CATCHER

BATS **Right**
THROWS **Right**
HEIGHT **6'0"**
WEIGHT **225**

BORN **1/24/98** in **Santiago, DR**
RESIDES **Cave Creek, AZ**
SIGNING SCOUT **Ray Callari (Giants)**
ACQUIRED **Signed as a free agent on February 2, 2023**

YEAR	CLUB	AVG	G	AB	R	H	2B	3B	HR	RBI	SH	SF	HB	BB-I	SO	SB	CS	GDP	OBP	SLG
2016	AZL Giants	.275	16	40	6	11	1	0	1	2	0	0	3	3-0	8	0	1	1	.370	.375
2017	Salem-Keizer	.173	17	59	3	9	2	1	0	4	3	0	0	4-0	9	1	1	0	.232	.250
	AZL Giants	.219	12	32	3	7	1	0	0	2	0	0	0	4-0	8	0	0	0	.306	.250
2018	Augusta	.190	72	221	20	42	10	0	7	25	4	2	7	26-0	79	1	0	9	.293	.330
2019	Augusta	.161	50	168	15	27	8	0	5	17	1	0	5	20-0	55	0	0	1	.269	.298
2020																				Did Not Play
2021	Québec (IND)	.287	92	348	52	100	16	0	15	73	1	3	12	34-3	68	2	0	0	.368	.463
2022	Québec (IND)	.321	86	318	72	102	25	2	32	83	0	2	7	51-2	75	1	1	0	.423	.714
2023	Bowling Green	.273	51	154	22	42	10	0	5	19	0	0	6	20-0	39	0	0	4	.378	.435
	Montgomery	.000	1	3	0	0	0	0	0	0	0	0	1	0-0	1	0	0	0	.250	.000
Minor League Totals		.206	219	670	69	138	32	1	18	69	8	2	22	77-0	199	2	2	18	.307	.337

PATETI, SAMUEL / RIGHT-HANDED PITCHER

BATS **Right**
THROWS **Right**
HEIGHT **6'1"**
WEIGHT **185**

BORN **10/2/06** in **Guayana, VEN**
RESIDES **Guayana, VEN**
SIGNING SCOUT **William Bergolla/Frank Tineo**
ACQUIRED **Signed as a free agent on January 15, 2024**



PAULINO, ENZO / OUTFIELDER

BATS **Left**

THROWS **Right**

HEIGHT **5'11"**

WEIGHT **180**

BORN **5/25/04** in **Santo Domingo, DR**

RESIDES **Santo Domingo, DR**

SIGNING SCOUT **Daniel Santana**

ACQUIRED **Signed as a free agent on October 29, 2021**

YEAR	CLUB	AVG	G	AB	R	H	2B	3B	HR	RBI	SH	SF	HB	BB-I	SO	SB	CS	GDP	OBP	SLG
2022	DSL Rays	.259	54	193	28	50	12	1	2	32	0	2	3	21-1	40	7	2	6	.338	.363
2023	FCL Rays	.230	31	100	14	23	6	0	2	18	0	0	2	8-0	24	0	0	1	.300	.350
Minor League Totals		.249	85	293	42	73	18	1	4	50	0	2	5	29-1	64	7	2	7	.325	.358

PEGUERO, JUANFEL / INFIELDER

BATS **Switch**

THROWS **Right**

HEIGHT **5'11"**

WEIGHT **140**

BORN **12/31/04** in **San Pedro de Macoris, DR**

RESIDES **Consuelo, DR**

SIGNING SCOUT **Daniel Santana**

ACQUIRED **Signed as a free agent on January 15, 2022**

YEAR	CLUB	AVG	G	AB	R	H	2B	3B	HR	RBI	SH	SF	HB	BB-I	SO	SB	CS	GDP	OBP	SLG
2022	DSL Rays	.258	9	31	5	8	0	0	0	5	0	0	1	7-0	4	7	4	0	.410	.258
2023	DSL Tampa Bay	.236	43	161	22	38	6	1	0	21	0	0	3	22-0	33	15	4	4	.339	.286
Minor League Totals		.240	52	192	27	46	6	1	0	26	0	0	4	29-0	37	22	8	4	.351	.281

PEGUERO, ODALYS / INFIELDER

BATS **Switch**

THROWS **Right**

HEIGHT **5'9"**

WEIGHT **170**

BORN **1/25/03** in **San Pedro de Macoris, DR**

RESIDES **Consuelo, DR**

SIGNING SCOUT **Remmy Hernandez/Daniel Santana**

ACQUIRED **Signed as a free agent on July 2, 2019**

YEAR	CLUB	AVG	G	AB	R	H	2B	3B	HR	RBI	SH	SF	HB	BB-I	SO	SB	CS	GDP	OBP	SLG
2021	DSL Rays 1	.273	50	172	37	47	4	3	1	17	0	3	4	36-1	39	21	6	0	.405	.349
2022	FCL Rays	.260	39	131	30	34	3	3	1	23	0	2	0	28-0	39	10	2	4	.385	.351
2023	Charleston	.228	65	215	23	49	11	5	2	36	0	4	2	40-0	52	12	4	2	.349	.353
	FCL Rays	.105	5	19	2	2	1	0	0	0	0	0	0	2-0	6	0	0	0	.190	.158
Minor League Totals		.246	159	537	92	132	19	11	4	76	0	9	6	106-1	136	43	12	6	.371	.345

PEÑA, RUBENDER / RIGHT-HANDED PITCHER

BATS **Right**

THROWS **Right**

HEIGHT **5'10"**

WEIGHT **185**

BORN **8/18/04** in **La Guaira, VEN**

RESIDES **La Guaira, VEN**

SIGNING SCOUT **William Bergolla/Carlos Bergolla**

ACQUIRED **Signed as a free agent on January 19, 2024**



PEOPLES, BEN / RIGHT-HANDED PITCHER

BATS **Left**
THROWS **Right**
HEIGHT **6'1"**
WEIGHT **175**

BORN **5/1/01 in Columbia, TN**
RESIDES **Goodspring, TN**
SIGNING SCOUT **Steve Ames**
ACQUIRED **Selected in the 22nd round in the 2019 First-Year Player Draft**

2023 His 22 starts were tied for seventh most among both Rays minor leaguers and South Atlantic League pitchers... ranked by *Baseball America* as the No. 29 prospect in the Rays system following the season. **PERSONAL** Went 8-1 with a 1.41 ERA (49.2IP, 10ER) and 112 strikeouts as a high school senior...earned District 12-AA Most Valuable Player honors...committed to Xavier University before signing with the Rays.

YEAR	CLUB	W	L	ERA	G	GS	CG	SHO	SV	IP	H	R	ER	HR	HB	BB-I	SO	WP	BK
2019	GCL Rays	0	1	5.91	5	2	0	0	0	10.2	6	8	7	1	1	11-0	16	5	0
2020										Did Not Pitch									
2021	FCL Rays	2	1	2.84	9	4	0	0	0	19.0	16	7	6	0	1	13-0	29	4	0
2022	Charleston	5	5	3.11	22	21	0	0	0	84.0	69	34	29	9	2	38-0	109	4	1
	Bowling Green	0	2	2.70	2	2	0	0	0	10.0	4	3	3	0	1	4-0	12	0	0
2023	Bowling Green	4	6	4.06	22	22	0	0	0	84.1	76	40	38	7	2	45-0	96	2	1
Minor League Totals		11	15	3.59	60	51	0	0	0	208.0	171	92	83	17	7	111-0	262	15	2

PEREZ, JOSÉ / INFIELDER

BATS **Both**
THROWS **Right**
HEIGHT **5'9"**
WEIGHT **170**

BORN **3/12/04 in Barquisimeto, VEN**
RESIDES **Barquisimeto, VEN**
SIGNING SCOUT **Carlos León/William Bergolla**
ACQUIRED **Signed as a free agent on January 15, 2021**

YEAR	CLUB	AVG	G	AB	R	H	2B	3B	HR	RBI	SH	SF	HB	BB-I	SO	SB	CS	GDP	OBP	SLG
2021	DSL Rays 2	.206	33	102	14	21	4	2	1	15	0	1	2	18-1	27	2	5	3	.333	.314
2022	DSL Rays	.205	31	83	9	17	0	1	0	6	1	2	2	18-0	11	5	4	0	.352	.229
	DSL Tampa Bay	.333	1	3	3	1	0	0	0	0	0	0	0	1-0	1	0	0	0	.500	.333
2023	DSL Tampa Bay	.265	31	68	17	18	4	2	2	16	2	2	4	24-0	19	3	2	2	.469	.471
	DSL Rays	.294	19	51	14	15	1	5	1	11	0	1	1	18-0	13	0	2	0	.479	.569
Minor League Totals		.235	115	307	57	72	9	10	4	48	3	6	9	79-1	71	10	13	5	.399	.368

PEREZ, SEBASTIAN / RIGHT-HANDED PITCHER

BATS **Right**
THROWS **Right**
HEIGHT **6'4"**
WEIGHT **170**

BORN **9/30/06 in San Juan, DR**
RESIDES **Santo Domingo, DR**
SIGNING SCOUT **Danny Santana/Rigo De Los Santos**
ACQUIRED **Signed as a free agent on January 15, 2024**

PEREZ, WANDY / RIGHT-HANDED PITCHER

BATS **Right**
THROWS **Right**
HEIGHT **6'3"**
WEIGHT **200**

BORN **7/23/06 in San Cristobal, DR**
RESIDES **Nizao, DR**
SIGNING SCOUT **Danny Santana**
ACQUIRED **Signed as a free agent on September 7, 2023**



PILON, JEREMY / LEFT-HANDED PITCHER

BATS **Left**
THROWS **Left**
HEIGHT **6'0"**
WEIGHT **200**

BORN **9/11/05** in **Salaberry-de-Valleyfield, CAN**
RESIDES **Salaberry-de-Valleyfield, CAN**
SIGNING SCOUT **Lou Wieben**
ACQUIRED **Selected in the 18th round of the 2023 First-Year Player Draft**

PINEDA, LEONARDO / OUTFIELDER

BATS **Right**
THROWS **Right**
HEIGHT **5'11"**
WEIGHT **185**

BORN **4/21/07** in **Barahona, DR**
RESIDES **Barahona, DR**
SIGNING SCOUT **Danny Santana**
ACQUIRED **Signed as a free agent on January 15, 2024**

2024 Following his signing on Jan. 15, 2024, ranked by *Baseball America* as the No. 24 prospect in the Rays system. **PERSONAL** His \$1.75 million signing bonus was the largest by any member of the Tampa Bay's 2024 International Signing Class.

PINERO, AARON / INFIELDER

BATS **Right**
THROWS **Right**
HEIGHT **5'9"**
WEIGHT **180**

BORN **5/15/07** in **Caracas, VEN**
RESIDES **Caracas, VEN**
SIGNING SCOUT **William Bergolla/Juan Castillo**
ACQUIRED **Signed as a free agent on January 15, 2024**

PIRON, JHONNY / OUTFIELDER

BATS **Right**
THROWS **Right**
HEIGHT **5'11"**
WEIGHT **175**

BORN **2/6/04** in **San Cristobal, DR**
RESIDES **Haina, DR**
SIGNING SCOUT **Daniel Santana**
ACQUIRED **Signed as a free agent on January 15, 2021**

YEAR	CLUB	AVG	G	AB	R	H	2B	3B	HR	RBI	SH	SF	HB	BB-I	SO	SB	CS	GDP	OBP	SLG
2021	DSL Rays 2	.232	52	168	34	39	12	1	3	17	0	1	7	29-0	44	17	6	3	.366	.369
2022	FCL Rays	.206	41	131	26	27	2	0	3	18	0	1	2	23-0	42	3	3	1	.331	.290
2023	FCL Rays	.190	36	116	10	22	5	1	0	12	0	1	4	11-0	34	6	4	3	.280	.250
Minor League Totals		.212	129	415	70	88	19	2	6	47	0	3	13	63-0	120	26	13	7	.332	.311

POLANCO, NARCISO / INFIELDER

BATS **Left**
THROWS **Right**
HEIGHT **5'11"**
WEIGHT **160**

BORN **10/28/04** in **Sanchez, DR**
RESIDES **Sanchez, DR**
SIGNING SCOUT **Felix Fermin Jr./Daniel Santana/Rigoberto De Los Santos**
ACQUIRED **Signed as a free agent on January 15, 2022**

YEAR	CLUB	AVG	G	AB	R	H	2B	3B	HR	RBI	SH	SF	HB	BB-I	SO	SB	CS	GDP	OBP	SLG
2022	DSL Rays	.251	52	175	34	44	8	4	2	36	0	3	4	36-0	52	11	5	2	.385	.377
2023	FCL Rays	.210	44	157	19	33	2	3	1	15	0	2	2	19-0	35	3	3	3	.300	.280
Minor League Totals		.232	96	332	53	77	10	7	3	51	0	5	6	55-0	87	14	8	5	.347	.331



PRIMERA, JORMAN / RIGHT-HANDED PITCHER

BATS **Right**
THROWS **Right**
HEIGHT **6'2"**
WEIGHT **170**

BORN **12/18/01** in **Valencia, VEN**
RESIDES **Valencia, VEN**
SIGNING SCOUT **William Bergolla/Frank Tineo**
ACQUIRED **Signed as a free agent on January 15, 2022**

YEAR	CLUB	W	L	ERA	G	GS	CG	SHO	SV	IP	H	R	ER	HR	HB	BB-I	SO	WP	BK
2022	DSL Tampa Bay	3	2	3.66	10	1	0	0	1	19.2	12	11	8	3	3	7-0	17	3	0
2023	DSL Rays	1	0	16.88	3	0	0	0	0	2.2	6	5	5	0	0	0-0	1	2	0
Minor League Totals		4	2	5.24	13	1	0	0	1	22.1	18	16	13	3	3	7-0	18	5	0

PULINARIO, JUAN / OUTFIELDER

BATS **Right**
THROWS **Right**
HEIGHT **5'11"**
WEIGHT **185**

BORN **4/10/06** in **San Cristobal, DR**
RESIDES **San Cristobal, DR**
SIGNING SCOUT **Danny Santana/Miguel De Los Santos**
ACQUIRED **Signed as a free agent on March 30, 2023**

YEAR	CLUB	AVG	G	AB	R	H	2B	3B	HR	RBI	SH	SF	HB	BB-I	SO	SB	CS	GDP	OBP	SLG
2023	DSL Rays	.248	46	145	27	36	8	0	2	24	1	2	4	18-0	53	12	0	0	.343	.345

RADNEY, CHARIEL / LEFT-HANDED PITCHER

BATS **Left**
THROWS **Left**
HEIGHT **6'0"**
WEIGHT **190**

BORN **3/27/05** in **Samana, DR**
RESIDES **Samana, DR**
SIGNING SCOUT **Daniel Santana/Remmy Hernandez**
ACQUIRED **Signed as a free agent on April 6, 2022**

YEAR	CLUB	W	L	ERA	G	GS	CG	SHO	SV	IP	H	R	ER	HR	HB	BB-I	SO	WP	BK
2022	DSL Rays	2	3	4.55	12	8	0	0	0	31.2	25	24	16	1	2	33-0	38	12	1
2023	DSL Rays	0	0	14.54	5	1	0	0	0	4.1	4	8	7	1	3	5-0	2	0	0
Minor League Totals		2	3	5.75	17	9	0	0	0	36.0	29	32	23	2	5	38-0	40	12	1

RAMÍREZ, RICARDO / RIGHT-HANDED PITCHER

BATS **Right**
THROWS **Right**
HEIGHT **6'3"**
WEIGHT **205**

BORN **9/30/05** in **Azua, DR**
RESIDES **Santo Domingo, DR**
SIGNING SCOUT **Danny Santana**
ACQUIRED **Signed as a free agent on September 7, 2023**

RAMOS, EFRILIN / RIGHT-HANDED PITCHER

BATS **Right**
THROWS **Right**
HEIGHT **5'11"**
WEIGHT **165**

BORN **12/13/05** in **San Pedro de Macoris, DR**
RESIDES **San Pedro de Macoris, DR**
SIGNING SCOUT **Danny Santana/Remmy Hernandez**
ACQUIRED **Signed as a free agent on December 13, 2023**



RAMOS, GEUDIS / LEFT-HANDED PITCHER

BATS **Left**
 THROWS **Left**
 HEIGHT **6'1"**
 WEIGHT **175**

BORN **2/16/05** in Las Javillas, DR
 RESIDES **Las Javillas, DR**
 SIGNING SCOUT **Remmy Hernandez/Daniel Santana**
 ACQUIRED **Signed as a free agent on January 15, 2022**

YEAR	CLUB	W	L	ERA	G	GS	CG	SHO	SV	IP	H	R	ER	HR	HB	BB-I	SO	WP	BK
2022	DSL Tampa Bay	1	0	10.95	10	0	0	0	0	12.1	11	15	15	2	3	13-0	13	5	1
2023	DSL Rays	0	0	5.56	7	0	0	0	0	11.1	7	8	7	1	3	14-0	15	3	0
Minor League Totals		1	0	8.37	17	0	0	0	0	23.2	18	23	22	3	6	27-0	28	8	1

REIFERT, EVAN / RIGHT-HANDED PITCHER

BATS **Right**
 THROWS **Right**
 HEIGHT **6'4"**
 WEIGHT **210**

BORN **5/14/99** in Wilton, IA
 RESIDES **Wilton, IA**
 SIGNING SCOUT **Riley Bandelow (Brewers)**
 ACQUIRED **Via trade from Milwaukee on November 13, 2021**

YEAR	CLUB	W	L	ERA	G	GS	CG	SHO	SV	IP	H	R	ER	HR	HB	BB-I	SO	WP	BK
2021	Carolina	2	0	1.00	5	0	0	0	2	9.0	5	1	1	0	1	4-0	16	2	0
	Wisconsin	1	3	2.29	32	0	0	0	6	51.0	31	18	13	4	5	32-1	87	11	0
2022	Montgomery	0	0	21.60	5	0	0	0	0	3.1	4	8	8	0	5	7-0	5	1	0
	FCL Rays	1	0	0.00	6	0	0	0	0	7.0	2	0	0	0	1	2-0	14	2	0
	Bowling Green	6	2	3.67	20	0	0	0	2	27.0	19	13	11	2	3	11-0	43	1	0
2023	FCL Rays	0	0	9.82	4	1	0	0	0	3.2	1	5	4	0	4	7-0	5	4	0
	Bowling Green	0	0	6.75	5	0	0	0	0	4.0	0	3	3	0	1	8-0	7	3	2
Minor League Totals		10	5	3.43	77	1	0	0	10	105.0	62	48	40	6	20	71-1	177	24	2

ROBERTSON, BLAKE / INFILDER

BATS **Left**
 THROWS **Right**
 HEIGHT **6'5"**
 WEIGHT **225**

BORN **5/19/01** in San Antonio, TX
 RESIDES **Edmond, OK**
 SIGNING SCOUT **Reggie Lawson**
 ACQUIRED **Selected in the seventh round of the 2022 First-Year Player Draft**

YEAR	CLUB	AVG	G	AB	R	H	2B	3B	HR	RBI	SH	SF	HB	BB-I	SO	SB	CS	GDP	OBP	SLG
2022	FCL Rays	.231	4	13	1	3	1	0	0	2	0	0	0	0-0	6	0	1	0	.231	.308
	Charleston	.196	16	56	10	11	4	0	1	5	0	0	2	13-0	22	3	0	1	.366	.321
2023	Bowling Green	.278	98	316	57	88	13	3	9	42	0	0	6	43-0	95	1	1	9	.375	.424
Minor League Totals		.265	118	385	68	102	18	3	10	49	0	0	8	56-0	123	4	2	10	.370	.405

RODRÍGUEZ, ALFREDO / CATCHER

BATS **Right**
 THROWS **Right**
 HEIGHT **5'11"**
 WEIGHT **185**

BORN **9/9/05** in Cumana, VEN
 RESIDES **Cumana, VEN**
 SIGNING SCOUT **Frank Tineo/William Bergolla**
 ACQUIRED **Signed as a free agent on January 15, 2023**

YEAR	CLUB	AVG	G	AB	R	H	2B	3B	HR	RBI	SH	SF	HB	BB-I	SO	SB	CS	GDP	OBP	SLG
2023	DSL Rays	.227	33	97	16	22	1	2	2	13	0	1	4	21-0	37	0	2	2	.382	.340



RODRÍGUEZ, ANDY / RIGHT-HANDED PITCHER

BATS **Right**
THROWS **Right**
HEIGHT **6'1"**
WEIGHT **180**

BORN **7/28/02** in **Santo Domingo, DR**
RESIDES **Pedro Brand, DR**
SIGNING SCOUT **Daniel Santana**
ACQUIRED **Signed as a free agent on August 9, 2021**

YEAR	CLUB	W	L	ERA	G	GS	CG	SHO	SV	IP	H	R	ER	HR	HB	BB-I	SO	WP	BK
2021	DSL Rays 2	0	1	3.72	6	0	0	0	1	9.2	11	6	4	0	1	4-0	8	4	1
	DSL Rays 1	0	0	1.80	4	0	0	0	2	5.0	4	1	1	1	0	0-0	5	1	1
2022	DSL Tampa Bay	2	0	1.15	5	2	0	0	0	15.2	15	3	2	0	1	6-0	10	3	0
2023	DSL Tampa Bay	1	1	3.60	7	0	0	0	3	10.0	7	4	4	0	1	7-0	14	5	0
Minor League Totals		3	2	2.45	22	2	0	0	6	40.1	37	14	11	1	3	17-0	37	13	2

ROJAS, CESAR / RIGHT-HANDED PITCHER

BATS **Right**
THROWS **Right**
HEIGHT **6'4"**
WEIGHT **185**

BORN **5/12/02** in **San Cristobal, DR**
RESIDES **Haina, DR**
SIGNING SCOUT **Alfredo Ulloa/Leocadio Guevara**
ACQUIRED **Signed as a free agent on July 27, 2023**

YEAR	CLUB	W	L	ERA	G	GS	CG	SHO	SV	IP	H	R	ER	HR	HB	BB-I	SO	WP	BK
2022	DSL HOU	0	1	13.89	11	3	0	0	0	11.2	10	24	18	1	3	33-0	13	11	1
2023	DSL Astros	0	0	0.00	1	0	0	0	0	1.0	1	0	0	0	0	2-0	1	1	0
	DSL Tampa Bay	0	0	15.00	4	0	0	0	0	3.0	1	6	5	0	1	11-0	1	6	1
Minor League Totals		0	1	13.21	16	3	0	0	0	15.2	12	30	23	1	4	46-0	15	18	2

ROJAS, NOMAR / RIGHT-HANDED PITCHER

BATS **Right**
THROWS **Right**
HEIGHT **6'4"**
WEIGHT **170**

BORN **3/30/01** in **Maracay, VEN**
RESIDES **Valencia, VEN**
SIGNING SCOUT **William Bergolla**
ACQUIRED **Signed as a free agent on November 30, 2018**

YEAR	CLUB	W	L	ERA	G	GS	CG	SHO	SV	IP	H	R	ER	HR	HB	BB-I	SO	WP	BK
2019	DSL Rays 2	3	2	2.88	14	13	0	0	0	56.1	49	23	18	2	6	25-0	38	8	0
2020										Did Not Pitch									
2021	FCL Rays	1	2	4.22	4	0	0	0	1	10.2	11	6	5	1	0	4-0	8	1	0
	Charleston	3	1	3.33	12	0	0	0	0	24.1	17	11	9	1	1	15-0	21	1	0
2022	Bowling Green	1	1	6.13	29	0	0	0	3	47.0	57	36	32	4	5	30-0	39	9	0
	Montgomery	0	0	0.00	1	0	0	0	0	1.0	1	0	0	0	0	0-0	2	1	0
2023										Injured-Did Not Pitch									
Minor League Totals		8	6	4.13	60	13	0	0	4	139.1	135	76	64	8	12	74-0	108	20	0

ROMAN, ENDRY / RIGHT-HANDED PITCHER

BATS **Right**
THROWS **Right**
HEIGHT **6'5"**
WEIGHT **195**

BORN **7/23/02** in **Los Hidalgos, DR**
RESIDES **Los Hidalgos, DR**
SIGNING SCOUT **Danny Santana/Jorge Perez**
ACQUIRED **Signed as a free agent on May 26, 2023**

YEAR	CLUB	W	L	ERA	G	GS	CG	SHO	SV	IP	H	R	ER	HR	HB	BB-I	SO	WP	BK
2023	DSL Rays	2	1	3.21	15	1	0	0	1	28.0	22	11	10	0	2	12-0	33	5	0



ROMERO, RODRIGO / INFIELDER

BATS **Right**
THROWS **Right**
HEIGHT **5'10"**
WEIGHT **150**

BORN **2/28/05** in Caroni, VEN
RESIDES **Bolivar, VEN**
SIGNING SCOUT **Marlon Roche/William Bergolla**
ACQUIRED **Signed as a free agent on January 15, 2022**

YEAR	CLUB	AVG	G	AB	R	H	2B	3B	HR	RBI	SH	SF	HB	BB-I	SO	SB	CS	GDP	OBP	SLG
2022	DSL Tampa Bay	.128	16	47	7	6	1	0	0	3	0	0	3	12-0	27	2	1	1	.339	.149
2023														Did Not Play						

ROSARIO, GERLIN / RIGHT-HANDED PITCHER

BATS **Right**
THROWS **Right**
HEIGHT **6'3"**
WEIGHT **210**

BORN **2/15/02** in Nagua, DR
RESIDES **Nagua, DR**
SIGNING SCOUT **Jorge Pérez/Daniel Santana**
ACQUIRED **Signed as a free agent on October 29, 2021**

YEAR	CLUB	W	L	ERA	G	GS	CG	SHO	SV	IP	H	R	ER	HR	HB	BB-I	SO	WP	BK
2022	DSL Tampa Bay	1	2	2.38	12	7	0	0	0	53.0	48	14	14	2	0	4-0	35	1	1
2023	FCL Rays	2	2	1.96	7	0	0	0	0	18.1	11	5	4	1	2	7-0	16	2	0
	Charleston	1	0	1.96	13	0	0	0	3	23.0	24	8	5	2	2	6-0	33	2	0
Minor League Totals		4	4	2.19	32	7	0	0	3	94.1	83	27	23	5	4	17-0	84	5	1

RUMBOL, JONALBERT / RIGHT-HANDED PITCHER

BATS **Right**
THROWS **Right**
HEIGHT **5'9"**
WEIGHT **170**

BORN **11/11/98** in Mariara, VEN
RESIDES **Guacara, VEN**
SIGNING SCOUT **William Bergolla/Jose Medina**
ACQUIRED **Signed as a free agent on September 1, 2023**

RUSSELL, JONATHAN / RIGHT-HANDED PITCHER

BATS **Right**
THROWS **Right**
HEIGHT **6'1"**
WEIGHT **180**

BORN **3/14/05** in Ciro de Redondo, Cuba
RESIDES **Guayacanes, DR**
SIGNING SCOUT **Danny Santana/Remy Hernandez**
ACQUIRED **Signed as a free agent on May 3, 2023**

YEAR	CLUB	W	L	ERA	G	GS	CG	SHO	SV	IP	H	R	ER	HR	HB	BB-I	SO	WP	BK
2023	DSL Tampa Bay	1	2	1.00	11	11	0	0	0	36.0	23	9	4	0	3	14-0	34	4	0

SALGUERA, FELIX / CATCHER

BATS **Right**
THROWS **Right**
HEIGHT **6'0"**
WEIGHT **170**

BORN **3/1/02** in Valencia, VEN
RESIDES **Valencia, VEN**
SIGNING SCOUT **William Bergolla/Marlon Roche**
ACQUIRED **Signed as a free agent on July 3, 2018**

YEAR	CLUB	AVG	G	AB	R	H	2B	3B	HR	RBI	SH	SF	HB	BB-I	SO	SB	CS	GDP	OBP	SLG
2019	DSL Rays 2	.236	35	127	25	30	4	2	0	16	1	1	3	19-0	23	3	1	3	.347	.299
2020														Did Not Play						
2021	DSL Rays 2	.292	37	113	15	33	6	1	2	14	0	1	1	14-0	21	7	3	1	.372	.416
2022	FCL Rays	.212	21	66	10	14	0	1	1	12	0	0	5	4-0	15	4	1	1	.307	.288
2023	FCL Rays	.385	5	13	3	5	1	0	0	1	0	0	1	2-0	0	0	0	0	.500	.462
Minor League Totals		.257	98	319	53	82	11	4	3	43	1	2	10	39-0	59	14	5	5	.354	.345



SANABRIA, JOSÉ / OUTFIELDER

BATS **Right**
THROWS **Right**
HEIGHT **6'1"**
WEIGHT **180**

BORN **2/10/05** in **Valencia, VEN**
RESIDES **Valencia, VEN**
SIGNING SCOUT **Marlon Roche/William Bergolla**
ACQUIRED **Signed as a free agent on January 15, 2022**

YEAR	CLUB	AVG	G	AB	R	H	2B	3B	HR	RBI	SH	SF	HB	BB-I	SO	SB	CS	GDP	OBP	SLG
2022	DSL Rays	.237	10	38	6	9	2	0	0	6	0	0	0	5-0	8	1	0	1	.326	.289
2023	FCL Rays	.150	19	60	5	9	1	0	0	3	0	0	1	9-0	21	1	2	3	.271	.167
Minor League Totals		.184	29	98	11	18	3	0	0	9	0	0	1	14-0	29	2	2	4	.292	.214

SÁNCHEZ, RAMÓN / RIGHT-HANDED PITCHER

BATS **Right**
THROWS **Right**
HEIGHT **6'3"**
WEIGHT **160**

BORN **11/14/01** in **San Pedro de Macoris, DR**
RESIDES **Higüey, DR**
SIGNING SCOUT **Daniel Santana**
ACQUIRED **Signed as a free agent on November 20, 2021**

YEAR	CLUB	W	L	ERA	G	GS	CG	SHO	SV	IP	H	R	ER	HR	HB	BB-I	SO	WP	BK
2022	DSL Tampa Bay	1	3	13.50	12	5	0	0	0	17.1	21	29	26	5	3	19-0	19	14	0
2023	FCL Rays	0	1	2.35	9	0	0	0	0	15.1	9	6	4	1	2	13-0	15	6	0
Minor League Totals		1	4	8.27	21	5	0	0	0	32.2	30	35	30	6	5	32-0	34	20	0

SANDOVAL, JOSHUAN / CATCHER

BATS **Right**
THROWS **Right**
HEIGHT **6'2"**
WEIGHT **215**

BORN **12/18/97** in **Manatí, PR**
RESIDES **Manatí, PR**
SIGNING SCOUT **Matt Alison**
ACQUIRED **Signed as a free agent on July 31, 2022**

YEAR	CLUB	AVG	G	AB	R	H	2B	3B	HR	RBI	SH	SF	HB	BB-I	SO	SB	CS	GDP	OBP	SLG
2022	FCL Rays	.000	2	3	0	0	0	0	0	0	0	0	0	1-0	0	0	0	0	.250	.000
2023	FCL Rays	.200	8	20	1	4	1	0	1	2	0	1	0	2-0	10	0	0	1	.261	.400
Minor League Totals		.174	10	23	1	4	1	0	1	2	0	1	0	3-0	10	0	0	1	.259	.348

SANTANA, ADRIAN / INFIELDER

BATS **Switch**
THROWS **Right**
HEIGHT **5'11"**
WEIGHT **155**

BORN **7/18/05** in **Hialeah, FL**
RESIDES **Hialeah, FL**
SIGNING SCOUT **Victor Rodríguez**
ACQUIRED **Selected in Competitive Balance Round A of the 2023 First-Year Player Draft**

2023 Spent his first professional season with the FCL Rays...ranked by *Baseball America* as the No. 8 prospect in the Rays system following the season. **PERSONAL** Selected in Competitive Balance Round A (No. 31 overall) out of Doral Academy (FL).

YEAR	CLUB	AVG	G	AB	R	H	2B	3B	HR	RBI	SH	SF	HB	BB-I	SO	SB	CS	GDP	OBP	SLG
2023	FCL Rays	.205	10	39	6	8	2	0	0	3	0	0	1	7-0	9	3	0	1	.340	.256

SANTANA, JEAN / INFIELDER

BATS **Right**
THROWS **Right**
HEIGHT **5'11"**
WEIGHT **180**

BORN **10/22/06** in **La Romana, DR**
RESIDES **La Romana, DR**
SIGNING SCOUT **Danny Santana & Jorge Perez**
ACQUIRED **Signed as a free agent on January 15, 2024**



SANTANA, JOHN / OUTFIELDER

BATS **Left**
THROWS **Right**
HEIGHT **6'3"**
WEIGHT **175**

BORN **9/24/05 in San Pedro de Macoris, DR**
RESIDES **San Pedro de Macoris, DR**
SIGNING SCOUT **Daniel Santana/Remmy Hernandez**
ACQUIRED **Signed as a free agent on January 15, 2023**

YEAR	CLUB	AVG	G	AB	R	H	2B	3B	HR	RBI	SH	SF	HB	BB-I	SO	SB	CS	GDP	OBP	SLG
2023	DSL Rays	.227	23	75	14	17	5	3	4	15	1	0	2	13-0	35	2	0	1	.356	.533

SASAKI, SHANE / OUTFIELDER

BATS **Right**
THROWS **Right**
HEIGHT **6'0"**
WEIGHT **165**

BORN **7/1/00 in Honolulu, HI**
RESIDES **Honolulu, HI**
SIGNING SCOUT **Casey Onaga**
ACQUIRED **Selected in the third round of the 2019 First-Year Player Draft**

2023 Named South Atlantic League Player of the Month for August after hitting .393 (35-for-89) with 7 2B, 2 3B, 4 HR, and 24 RBI across 23 games...ranked by *Baseball America* as the No. 21 prospect in the Rays system following the season. **2022** Named Most Valuable Player for Class-A Charleston by the Rays Baseball Operations department... hit .324/.410/.497 (112-for-346) with 27 2B, 9 HR, 57 RBI and 47 SB in 89 games, leading Charleston to its second consecutive league championship...led the Carolina League in AVG., OBP., SLG. and OPS (.907)...ranked third in the league in doubles and tied for third in steals...ranked second among Rays minor leaguers in steals and third in OBP... named to the Carolina League postseason All-Star Team...named Carolina League Player of the Month for August, batting .356/.436/.713 (31-for-87) with 12 2B, 2 3B, 5 HR, 15 RBI and 9 SB in 22 games...ranked by *Baseball America* as the No. 24 prospect in the Rays system following the season...the publication also tabbed him the Best Baserunner in the Carolina League in its Best Tools survey. **PERSONAL** Selected out of Iolani (Hawaii) High School, where he hit .565 (35-for-62) with 5 2B, 3 3B, 5 HR, 26 RBI, 8 SB, 26 runs and a 1.459 OPS as a high school senior...committed to California Polytechnic State University before signing with the Rays.

YEAR	CLUB	AVG	G	AB	R	H	2B	3B	HR	RBI	SH	SF	HB	BB-I	SO	SB	CS	GDP	OBP	SLG
2019	GCL Rays	.182	13	44	6	8	2	0	0	1	0	0	0	3-0	18	1	0	0	.234	.227
2020		Did Not Play																		
2021	FCL Rays	.290	33	124	33	36	4	2	2	16	0	1	1	18-0	37	22	2	0	.382	.403
2022	Charleston	.324	89	346	71	112	27	3	9	57	0	3	4	49-1	92	47	4	4	.410	.497
2023	Bowling Green	.301	64	256	53	77	15	3	7	39	0	4	3	30-0	65	12	4	3	.375	.465
	FCL Rays	.250	4	12	2	3	0	1	0	0	0	0	0	4-0	4	4	0	0	.438	.417
Minor League Totals		.302	203	782	165	236	48	9	18	113	0	8	8	104-1	216	86	10	7	.386	.455

SATURRIA, MICHAEL / RIGHT-HANDED PITCHER

BATS **Right**
THROWS **Right**
HEIGHT **6'4"**
WEIGHT **190**

BORN **9/1/02 in Memphis, TN**
RESIDES **Boca Chica, DR**
SIGNING SCOUT **Rigoberto De Los Santos/Daniel Santana**
ACQUIRED **Signed as a free agent on November 20, 2021**

YEAR	CLUB	W	L	ERA	G	GS	CG	SHO	SV	IP	H	R	ER	HR	HB	BB-I	SO	WP	BK
2022	DSL Rays	2	3	2.70	20	0	0	0	4	23.1	17	14	7	1	4	19-2	37	13	0
2023	DSL Rays	1	1	1.82	18	0	0	0	6	29.2	17	9	6	0	2	8-0	50	7	1
Minor League Totals		3	4	2.21	38	0	0	0	10	53.0	34	23	13	1	6	27-2	87	20	1



SAVINON, STARLIN / LEFT-HANDED PITCHER

BATS **Left**
 THROWS **Left**
 HEIGHT **6'0"**
 WEIGHT **180**

BORN **10/30/04** in Santo Domingo, DR
 RESIDES **Samana, DR**
 SIGNING SCOUT **Daniel Santana**
 ACQUIRED **Signed as a free agent on August 25, 2022**

YEAR	CLUB	W	L	ERA	G	GS	CG	SHO	SV	IP	H	R	ER	HR	HB	BB-I	SO	WP	BK
2023	DSL Rays	4	1	7.45	15	0	0	0	0	19.1	19	19	16	2	2	21-0	21	3	2

SCHNELL, NICK / OUTFIELDER

BATS **Left**
 THROWS **Right**
 HEIGHT **6'3"**
 WEIGHT **180**

BORN **3/27/00** in Indianapolis, IN
 RESIDES **Greenwood, IN**
 SIGNING SCOUT **James Bonnici**
 ACQUIRED **Selected in the first round (32nd overall) of the 2018 First-Year Player Draft**

YEAR	CLUB	AVG	G	AB	R	H	2B	3B	HR	RBI	SH	SF	HB	BB-I	SO	SB	CS	GDP	OBP	SLG
2018	GCL Rays	.239	19	67	8	16	4	1	1	4	0	0	1	14-1	23	2	6	1	.378	.373
2019	GCL Rays	.190	4	21	4	4	0	2	0	1	0	0	0	0-0	9	0	0	0	.190	.381
	Princeton	.286	37	147	28	42	11	3	5	27	0	1	0	18-0	51	5	2	2	.361	.503
	Bowling Green	.236	14	55	7	13	3	1	0	3	1	1	1	2-0	24	0	1	0	.271	.327
2020														Did Not Play						
2021	Charleston	.174	52	190	35	33	4	0	8	29	0	2	4	31-0	73	13	2	2	.300	.321
2022	Charleston	.257	38	140	25	36	9	0	3	19	2	2	0	20-0	57	1	3	1	.346	.386
2023	Bowling Green	.227	103	339	66	77	18	3	16	55	1	8	0	43-0	135	4	1	2	.308	.440
Minor League Totals		.230	267	959	173	221	49	10	33	138	4	14	6	128-1	372	25	15	8	.321	.406

SEYMOUR, BOBBY / INFIELDER

BATS **Left**
 THROWS **Right**
 HEIGHT **6'4"**
 WEIGHT **250**

BORN **10/7/98** in Harvey, IL
 RESIDES **Saint John, IN**
 SIGNING SCOUT **Joe Hastings**
 ACQUIRED **Selected in the 13th round of the 2021 First-Year Player Draft**

YEAR	CLUB	AVG	G	AB	R	H	2B	3B	HR	RBI	SH	SF	HB	BB-I	SO	SB	CS	GDP	OBP	SLG
2021	FCL Rays	.333	8	30	5	10	3	0	2	10	0	1	0	2-0	13	1	0	0	.364	.633
2022	Charleston	.281	95	349	63	98	21	3	12	73	0	5	5	51-1	98	15	1	3	.376	.461
2023	Bowling Green	.310	58	216	42	67	12	1	13	42	0	2	3	27-0	71	1	1	4	.391	.556
	FCL Rays	.182	3	11	3	2	0	0	0	0	0	0	0	2-0	4	0	0	0	.308	.182
	Montgomery	.343	18	67	12	23	1	0	4	13	0	0	2	10-0	17	0	0	0	.443	.537
Minor League Totals		.297	182	673	125	200	37	4	31	138	0	8	10	92-1	203	17	2	7	.386	.502



SEYMOUR, IAN / LEFT-HANDED PITCHER

BATS **Left**
THROWS **Left**
HEIGHT **6'0"**
WEIGHT **210**

BORN **12/13/98** in **Hartford, CT**
RESIDES **Westborough, MA**
SIGNING SCOUT **Landon Lassiter**
ACQUIRED **Selected in the second round of the 2020 First-Year Player Draft**

2023 Made 16 starts across four levels in his return from Tommy John surgery, pitching to a 1.50 ERA (42.0IP, 7ER)...ranked by *Baseball America* as the No. 17 prospect in the Rays system following the season. **2022** Made five starts for Double-A Montgomery...underwent Tommy John surgery on June 8, performed by Dr. Keith Meister...ranked by *Baseball America* as the No. 30 prospect in the Rays system following the season. **2021** Went 4-0 with a 1.95 ERA (55.1IP, 12ER) in 14 appearances (13GS) over three levels, earning an Aug. 24 promotion from Class-A Charleston to Class-A Bowling Green and a Sept. 9 promotion to Triple-A Durham...named the Rays Minor League Pitcher of the Month for August...ranked by *Baseball America* as the No. 14 prospect in the Rays system following the season...the publication also tabbed him as having the Best Changeup in the organization. **2020** Pitched in the Instructional League in October...ranked by *Baseball America* as the No. 30 prospect in the Rays system following the season. **PERSONAL** Selected out of Virginia Tech, the alma mater of Rays President, Baseball Operations Erik Neander...went 3-0 with a 2.21 ERA (20.1IP, 5ER) and 40 strikeouts in four appearances (all starts) during his abbreviated junior season, earning third team All-American honors from the *Collegiate Baseball News*...went 10-8 with a 3.83 ERA (159.2IP, 68ER) in 31 appearances (30GS) over three seasons at Virginia Tech...finished his collegiate career with 191 strikeouts and was on pace to challenge the school record for strikeouts in a three-year career, set by Joe Saunders (255) from 2000-02, prior to the COVID-19 shutdown...was the highest-drafted player from Virginia Tech since Saunders in 2002.

YEAR	CLUB	W	L	ERA	G	GS	CG	SHO	SV	IP	H	R	ER	HR	HB	BB-I	SO	WP	BK
2021	Charleston	2	0	2.55	10	9	0	0	0	35.1	16	11	10	3	2	13-0	59	1	0
	Bowling Green	1	0	1.80	2	2	0	0	0	10.0	6	2	2	1	4	2-0	19	0	0
	Durham	1	0	0.00	2	2	0	0	0	10.0	4	1	0	0	0	4-0	9	0	0
2022	Montgomery	0	2	8.10	5	5	0	0	0	16.2	22	15	15	2	0	12-0	23	0	1
2023	FCL Rays	0	0	1.35	4	4	0	0	0	6.2	4	1	1	0	0	4-0	11	2	0
	Charleston	1	0	1.64	6	6	1	1	0	22.0	12	4	4	1	1	5-0	22	0	0
	Bowling Green	0	0	2.08	2	2	0	0	0	8.2	4	2	2	1	0	5-0	9	0	0
	Montgomery	0	0	0.00	1	1	0	0	0	4.2	1	0	0	0	0	2-0	4	0	0
Minor League Totals		5	2	2.68	32	31	1	1	0	114.0	69	36	34	8	7	47-0	156	3	1

SHIN, WOYEOUL / INFIELDER

BATS **Right**
THROWS **Right**
HEIGHT **6'0"**
WEIGHT **220**

BORN **12/30/01** in **Seoul, South Korea**
RESIDES **Miami, FL**
SIGNING SCOUT **Vic Rodriguez**
ACQUIRED **Selected in the 16th round of the 2023 First-Year Player Draft**

YEAR	CLUB	AVG	G	AB	R	H	2B	3B	HR	RBI	SH	SF	HB	BB-I	SO	SB	CS	GDP	OBP	SLG
2023	FCL Rays	.143	7	21	4	3	1	1	0	6	0	2	0	3-0	3	0	0	1	.231	.286

SILGADO, YEISON / RIGHT-HANDED PITCHER

BATS **Right**
THROWS **Right**
HEIGHT **5'11"**
WEIGHT **160**

BORN **10/28/04** in **Toluviejo, Colombia**
RESIDES **Toluviejo, Colombia**
SIGNING SCOUT **Angel Contreras/Alex Zuniga**
ACQUIRED **Signed as a free agent on September 8, 2023**



SIMPSON, CHANDLER / OUTFIELDER

BATS **Left**
 THROWS **Right**
 HEIGHT **6'1"**
 WEIGHT **170**

BORN **11/18/00** in **Atlanta, GA**
 RESIDES **Atlanta, GA**
 SIGNING SCOUT **Milt Hill**
 ACQUIRED **Selected in Competitive Balance Round B of the 2022 First-Year Player Draft**

2023 Named Baserunner of the Year by the Rays Baseball Operations department...recorded 94 steals on 109 attempts (86.2%), tied for the most among all minor leaguers and tied for the fourth most by any minor leaguer since at least 2005...ranked by *Baseball America* as the No. 19 prospect in the Rays system following the season...*Baseball America* named him the Fastest Baserunner in the organization, in addition to having the Best Strike-Zone Discipline...the publication also tabbed him the Best Baserunner, the Fastest Baserunner and the Most Exciting Player in the Carolina League in its Best Tools survey. **2022** Ranked by *Baseball America* as the No. 22 prospect in the Rays system following the season. **PERSONAL** As a sophomore at Georgia Tech, hit .433 (88-for-203) with 8 2B, 3 3B, 1 HR, 25 RBI and 27 SB in 47 games, leading all NCAA Division I hitters in average...became the first Yellow Jacket to hit .400 in a season since Mark Teixeira (.419) in 2000 and was a thousandth of a pct. point shy of tying Jay Payton's program record (.434) from 1994 (min. 200 AB)...ranked first by *Baseball America* in the Best Speed category among collegiate players available in the draft...spent two seasons at UAB before transferring to Georgia Tech.

YEAR	CLUB	AVG	G	AB	R	H	2B	3B	HR	RBI	SH	SF	HB	BB-I	SO	SB	CS	GDP	OBP	SLG
2022	FCL Rays	.370	8	27	5	10	3	0	0	3	0	1	0	6-0	4	8	0	0	.471	.481
2023	Charleston	.285	91	354	66	101	9	4	0	24	3	0	2	38-0	35	81	12	1	.358	.333
	Bowling Green	.326	24	89	22	29	4	1	0	7	1	0	0	16-0	9	13	3	2	.429	.393
Minor League Totals		.298	123	470	93	140	16	5	0	34	4	1	2	60-0	48	102	15	3	.379	.353

SNELSIRE, HAYDEN / RIGHT-HANDED PITCHER

BATS **Right**
 THROWS **Right**
 HEIGHT **6'3"**
 WEIGHT **205**

BORN **1/16/01** in **Monroeville, PA**
 RESIDES **Berlin, MD**
 SIGNING SCOUT **ML Morgan**
 ACQUIRED **Selected in the 17th round of the 2023 First-Year Player Draft**

YEAR	CLUB	W	L	ERA	G	GS	CG	SHO	SV	IP	H	R	ER	HR	HB	BB-I	SO	WP	BK
2023	FCL Rays	0	0	0.00	3	0	0	0	0	3.0	2	0	0	0	0	0-0	2	0	0

SNYDER, JACK / RIGHT-HANDED PITCHER

BATS **Right**
 THROWS **Right**
 HEIGHT **6'2"**
 WEIGHT **205**

BORN **8/4/98** in **Chicago, IL**
 RESIDES **Naperville, IL**
 SIGNING SCOUT **Kevin Ibach**
 ACQUIRED **Signed as a non-drafted free agent on February 25, 2022**

YEAR	CLUB	W	L	ERA	G	GS	CG	SHO	SV	IP	H	R	ER	HR	HB	BB-I	SO	WP	BK
2022	Bowling Green	0	0	8.31	2	0	0	0	0	4.1	9	5	4	0	1	2-0	3	0	0
	Charleston	7	2	3.74	34	0	0	0	9	53.0	55	26	22	5	1	17-0	61	3	1
2023	Bowling Green	0	0	0.00	1	0	0	0	0	2.0	0	0	0	0	0	0-0	3	0	0
	Montgomery	0	0	13.50	1	0	0	0	0	1.1	4	2	2	0	0	0-0	2	0	0
Minor League Totals		7	2	4.15	38	0	0	0	9	60.2	68	33	28	5	2	19-0	69	3	1

SOMMERS, DREW / LEFT-HANDED PITCHER

BATS **Left**
 THROWS **Left**
 HEIGHT **6'3"**
 WEIGHT **250**

BORN **8/14/00** in **Hoffman Estates, IL**
 RESIDES **Carlsbad, CA**
 SIGNING SCOUT **Brian Oliver**
 ACQUIRED **Selected in the 11th round of the 2022 First-Year Player Draft**

YEAR	CLUB	W	L	ERA	G	GS	CG	SHO	SV	IP	H	R	ER	HR	HB	BB-I	SO	WP	BK
2023	Charleston	1	4	2.72	32	0	0	0	8	43.0	48	21	13	4	3	10-0	66	5	1



SPIKES, RYAN / INFIELDER

BATS **Right**
 THROWS **Right**
 HEIGHT **5'9"**
 WEIGHT **185**

BORN **3/13/03** in **Conyers, GA**
 RESIDES **Lilburn, GA**
 SIGNING SCOUT **Milt Hill**
 ACQUIRED **Selected in the third round of the 2021 First-Year Player Draft**

YEAR	CLUB	AVG	G	AB	R	H	2B	3B	HR	RBI	SH	SF	HB	BB-I	SO	SB	CS	GDP	OBP	SLG
2021	FCL Rays	.250	11	40	9	10	3	0	1	5	0	0	1	6-0	13	4	1	1	.362	.400
2022	Charleston	.228	74	290	50	66	11	3	10	33	0	2	8	26-0	105	17	5	5	.307	.390
2023	Charleston	.215	120	441	62	95	15	6	10	51	0	3	5	51-0	154	28	8	10	.302	.345
Minor League Totals		.222	205	771	121	171	29	9	21	89	0	5	14	83-0	272	49	14	16	.307	.364

STEVENS, WILL / RIGHT-HANDED PITCHER

BATS **Right**
 THROWS **Right**
 HEIGHT **6'3"**
 WEIGHT **205**

BORN **7/18/01** in **Springfield, IL**
 RESIDES **Kansas City, MO**
 SIGNING SCOUT **Chris Hom**
 ACQUIRED **Selected in the 15th round of the 2023 First-Year Player Draft**

YEAR	CLUB	W	L	ERA	G	GS	CG	SHO	SV	IP	H	R	ER	HR	HB	BB-I	SO	WP	BK
2023	FCL Rays	0	0	9.00	3	0	0	0	0	3.0	4	3	3	0	0	4-0	2	1	0

STEVENSON, OWEN / RIGHT-HANDED PITCHER

BATS **Right**
 THROWS **Right**
 HEIGHT **6'4"**
 WEIGHT **205**

BORN **9/1/02** in **San Francisco, CA**
 RESIDES **San Francisco, CA**
 SIGNING SCOUT **Brian Oliver**
 ACQUIRED **Selected in the 19th round of the 2023 First-Year Player Draft**

YEAR	CLUB	W	L	ERA	G	GS	CG	SHO	SV	IP	H	R	ER	HR	HB	BB-I	SO	WP	BK
2023	FCL Rays	0	0	0.00	2	0	0	0	0	2.0	2	0	0	0	0	2-0	0	0	0

SUAREZ, SANTIAGO / RIGHT-HANDED PITCHER

BATS **Right**
 THROWS **Right**
 HEIGHT **6'2"**
 WEIGHT **175**

BORN **1/11/05** in **Cumana, VEN**
 RESIDES **Cumana, VEN**
 SIGNING SCOUT **Manuel Padron/Clifford Nutter/Tibaldo Hernandez (Marlins)**
 ACQUIRED **Via trade from Miami on November 15, 2022**

2023 Named Most Valuable Player for the FCL Rays by the Rays Baseball Operations department...ranked by *Baseball America* as the No. 13 prospect in the Rays system following the season...the publication also tabbed him as having the Best Curveball in the organization. **2022** Acquired from the Marlins in a four-player trade on Nov. 15...ranked by *Baseball America* as the No. 17 prospect in the Rays system following the season. **PERSONAL** Signed by the Marlins on June 1, 2022 out of Venezuela.

YEAR	CLUB	W	L	ERA	G	GS	CG	SHO	SV	IP	H	R	ER	HR	HB	BB-I	SO	WP	BK
2022	DSL Miami	1	1	2.31	11	11	0	0	0	39.0	36	15	10	1	3	6-0	38	6	1
2023	FCL Rays	4	0	1.13	10	3	0	0	1	39.2	28	5	5	0	0	8-0	38	4	0
	Charleston	1	2	2.29	5	5	0	0	0	19.2	21	9	5	1	0	3-0	14	0	0
Minor League Totals		6	3	1.83	26	19	0	0	1	98.1	85	29	20	2	3	17-0	90	10	1



SUÁREZ, WILSON / CATCHER

BATS **Switch**
THROWS **Right**
HEIGHT **5'11"**
WEIGHT **185**

BORN **6/17/05** in Puerto Cabello, VEN
RESIDES **Puerto Cabello, VEN**
SIGNING SCOUT **Daniel Santana**
ACQUIRED **Signed as a free agent on January 15, 2023**

YEAR	CLUB	AVG	G	AB	R	H	2B	3B	HR	RBI	SH	SF	HB	BB-I	SO	SB	CS	GDP	OBP	SLG
2023	DSL Tampa Bay	.241	16	29	5	7	1	0	1	3	0	0	0	9-0	7	2	0	0	.421	.379
	DSL Rays	.250	16	44	12	11	2	0	0	6	0	1	2	5-0	13	2	2	0	.346	.295
Minor League Totals		.247	32	73	17	18	3	0	1	9	0	1	2	14-0	20	4	2	0	.378	.329

TAMARES, MIGUEL / INFIELDER

BATS **Switch**
THROWS **Right**
HEIGHT **5'10"**
WEIGHT **150**

BORN **9/6/04** in Puerto Plata, DR
RESIDES **Puerto Plata, DR**
SIGNING SCOUT **Remy Hernandez/Daniel Santana**
ACQUIRED **Signed as a free agent on January 15, 2022**

YEAR	CLUB	AVG	G	AB	R	H	2B	3B	HR	RBI	SH	SF	HB	BB-I	SO	SB	CS	GDP	OBP	SLG
2022	DSL Rays	.202	52	168	52	34	6	3	3	12	1	0	5	51-1	50	30	9	1	.402	.327
2023	FCL Rays	.157	13	51	8	8	1	0	1	3	0	0	1	7-0	18	5	0	0	.271	.235
Minor League Totals		.192	65	219	60	42	7	3	4	15	1	0	6	58-1	68	35	9	1	.375	.306

TAPIA, ROOSBERT / INFIELDER

BATS **Right**
THROWS **Right**
HEIGHT **6'2"**
WEIGHT **175**

BORN **6/23/05** in San Pedro de Macoris, DR
RESIDES **San Pedro de Macoris, DR**
SIGNING SCOUT **Daniel Santana**
ACQUIRED **Signed as a free agent on January 15, 2022**

YEAR	CLUB	AVG	G	AB	R	H	2B	3B	HR	RBI	SH	SF	HB	BB-I	SO	SB	CS	GDP	OBP	SLG
2022	DSL Rays	.210	58	186	26	39	11	0	2	22	1	0	3	13-0	47	9	2	6	.272	.301
2023	DSL Rays	.302	16	53	14	16	5	3	0	5	0	0	2	11-0	10	4	0	0	.439	.509
	DSL Tampa Bay	.250	26	88	15	22	1	0	0	14	0	1	0	11-0	21	7	0	1	.330	.261
Minor League Totals		.235	100	327	55	77	17	3	2	41	1	1	5	35-0	78	20	2	7	.318	.324

TAYLOR, BRAYDEN / INFIELDER

BATS **Left**
THROWS **Right**
HEIGHT **6'1"**
WEIGHT **190**

BORN **5/22/02** in West Jordan, UT
RESIDES **Fort Worth, TX**
SIGNING SCOUT **Reggie Lawson**
ACQUIRED **Selected in the first round (19th overall) of the 2023 First-Year Player Draft**

2023 Ranked by *Baseball America* as the No. 95 overall prospect in the minors and the No. 6 prospect in the Rays system following the season. **PERSONAL** Hit .308/.430/.631 (80-for-260) with 15 2B, 23 HR, 70 RBI, 77 runs and 14 steals in 58 games during his 2023 junior season at Texas Christian University...his 23 HR and 77 runs both tied single-season program records, while his 48 career homers broke Royce Huffman's program record of 44 HR, set in 1999.

YEAR	CLUB	AVG	G	AB	R	H	2B	3B	HR	RBI	SH	SF	HB	BB-I	SO	SB	CS	GDP	OBP	SLG
2023	FCL Rays	.222	3	9	4	2	1	1	0	0	0	0	0	3-0	3	2	0	0	.417	.556
	Charleston	.244	22	82	15	20	3	2	5	15	0	0	0	14-0	31	9	0	1	.354	.512
Minor League Totals		.242	25	91	19	22	4	3	5	15	0	0	0	17-0	34	11	0	1	.361	.516



TEA, RAILIN / INFIELDER

BATS **Both**
THROWS **Right**
HEIGHT **5'9"**
WEIGHT **160**

BORN **7/20/06** in **Tamayo, DR**
RESIDES **Villa Mella, DR**
SIGNING SCOUT **Daniel Santana/Jorge Perez**
ACQUIRED **Signed as a free agent on January 15, 2023**

YEAR	CLUB	AVG	G	AB	R	H	2B	3B	HR	RBI	SH	SF	HB	BB-I	SO	SB	CS	GDP	OBP	SLG
2023	DSL Tampa Bay	.256	43	156	27	40	5	6	2	24	0	1	3	13-0	34	18	5	1	.324	.404

TEUS, YERENY / LEFT-HANDED PITCHER

BATS **Left**
THROWS **Left**
HEIGHT **5'10"**
WEIGHT **155**

BORN **8/1/03** in **San Pedro de Macoris, DR**
RESIDES **San Pedro de Macoris, DR**
SIGNING SCOUT **Daniel Santana**
ACQUIRED **Signed as a free agent on August 25, 2022**

YEAR	CLUB	W	L	ERA	G	GS	CG	SHO	SV	IP	H	R	ER	HR	HB	BB-I	SO	WP	BK
2023	DSL Rays	2	3	2.89	12	10	1	1	0	43.2	32	15	14	1	5	17-0	50	11	0

TORRES, ANDRES / CATCHER

BATS **Left**
THROWS **Right**
HEIGHT **5'11"**
WEIGHT **145**

BORN **5/1/07** in **San Carlos, VEN**
RESIDES **San Carlos, VEN**
SIGNING SCOUT **William Bergolla/Marlon Roche**
ACQUIRED **Signed as a free agent on January 15, 2024**

TOSCANO, MIGUEL / RIGHT-HANDED PITCHER

BATS **Right**
THROWS **Right**
HEIGHT **6'3"**
WEIGHT **170**

BORN **5/12/06** in **Tolu, Colombia**
RESIDES **Tolu, Colombia**
SIGNING SCOUT **Alexander Zuniga/Angel Contreras**
ACQUIRED **Signed as a free agent on January 17, 2023**

YEAR	CLUB	W	L	ERA	G	GS	CG	SHO	SV	IP	H	R	ER	HR	HB	BB-I	SO	WP	BK
2023	DSL Rays	0	1	4.97	12	10	0	0	0	41.2	43	26	23	5	3	15-0	28	1	1

TOVAR, JOSÉ / CATCHER

BATS **Right**
THROWS **Right**
HEIGHT **5'10"**
WEIGHT **170**

BORN **11/23/05** in **San Fernando, VEN**
RESIDES **San Fernando, VEN**
SIGNING SCOUT **Ronnie Blanco/William Bergolla**
ACQUIRED **Signed as a free agent on January 15, 2023**

YEAR	CLUB	AVG	G	AB	R	H	2B	3B	HR	RBI	SH	SF	HB	BB-I	SO	SB	CS	GDP	OBP	SLG
2023	DSL Tampa Bay	.228	37	114	15	26	4	2	2	14	0	1	4	24-0	47	0	1	1	.378	.351

TRINIDAD, WILIAN / INFIELDER

BATS **Left**
THROWS **Right**
HEIGHT **5'8"**
WEIGHT **165**

BORN **10/6/05** in **Jimani, DR**
RESIDES **Jimani, DR**
SIGNING SCOUT **Daniel Santana/Rigo De Los Santos**
ACQUIRED **Signed as a free agent on January 15, 2023**

YEAR	CLUB	AVG	G	AB	R	H	2B	3B	HR	RBI	SH	SF	HB	BB-I	SO	SB	CS	GDP	OBP	SLG
2023	DSL Rays	.270	50	189	39	51	9	0	1	27	0	2	1	38-0	46	16	9	2	.391	.333



TURNER, GIONTI / INFIELDER

BATS **Right**
 THROWS **Right**
 HEIGHT **6'2"**
 WEIGHT **175**

BORN **8/17/00** in **Pine Bluff, AR**
 RESIDES **Pine Bluff, AR**
 SIGNING SCOUT **Steve Abney (Cleveland)**
 ACQUIRED **Via trade from Cleveland on November 18, 2018**

YEAR	CLUB	AVG	G	AB	R	H	2B	3B	HR	RBI	SH	SF	HB	BB-I	SO	SB	CS	GDP	OBP	SLG
2018	AZL Cleveland 2	.296	46	169	25	50	10	2	1	22	3	1	2	12-0	42	9	6	4	.348	.396
2019	Princeton	.265	60	219	32	58	12	1	3	37	2	1	4	13-0	54	7	6	3	.316	.370
2020		Did Not Play																		
2021	FCL Rays	.272	29	81	12	22	4	0	1	8	2	1	3	11-0	16	8	4	1	.375	.358
	Bowling Green	.167	5	12	6	2	1	0	0	1	0	0	0	3-0	2	0	1	1	.333	.250
2022	Charleston	.174	28	86	10	15	1	0	0	7	0	1	3	8-0	33	4	1	1	.265	.186
	FCL Rays	.263	6	19	4	5	1	0	1	4	0	0	3	2-0	3	1	1	0	.417	.474
	Bowling Green	.223	34	103	18	23	3	1	1	6	3	1	3	9-0	16	4	2	3	.302	.301
2023	Charleston	.000	1	3	0	0	0	0	0	0	0	0	0	1-0	1	0	0	0	.250	.000
	Bowling Green	.100	15	40	1	4	2	0	0	3	2	0	2	2-0	13	1	0	1	.182	.150
	Durham	.333	1	3	0	1	0	0	0	0	0	0	0	1-0	1	0	0	0	.500	.333
	Montgomery	.225	63	191	29	43	5	0	2	13	2	1	6	18-0	61	10	3	4	.310	.283
Minor League Totals		.241	288	926	137	223	39	4	9	101	14	6	26	80-0	242	44	24	18	.317	.321

URBINA, JOSÉ / RIGHT-HANDED PITCHER

BATS **Right**
 THROWS **Right**
 HEIGHT **6'3"**
 WEIGHT **180**

BORN **11/2/05** in **Caracas, VEN**
 RESIDES **Caracas, VEN**
 SIGNING SCOUT **Angel Contreras/Juan Castillo**
 ACQUIRED **Signed as a free agent on January 15, 2023**

2023 As a 17-year-old, made his professional debut with the FCL Rays...ranked by *Baseball America* as the No. 13 prospect in the Rays system following the season. **PERSONAL** Signed as a free agent on January 15, 2023.

YEAR	CLUB	W	L	ERA	G	GS	CG	SHO	SV	IP	H	R	ER	HR	HB	BB-I	SO	WP	BK
2023	FCL Rays	0	3	5.32	11	8	0	0	0	23.2	23	15	14	4	4	12-0	21	3	1

VALDEZ, ALEXIS / RIGHT-HANDED PITCHER

BATS **Right**
 THROWS **Right**
 HEIGHT **6'3"**
 WEIGHT **195**

BORN **6/2/05** in **San Pedro de Macoris, DR**
 RESIDES **San Pedro de Macoris, DR**
 SIGNING SCOUT **Daniel Santana**
 ACQUIRED **Signed as a free agent on August 25, 2022**

YEAR	CLUB	W	L	ERA	G	GS	CG	SHO	SV	IP	H	R	ER	HR	HB	BB-I	SO	WP	BK
2023	DSL Rays	2	1	5.68	14	0	0	0	3	19.0	17	17	12	0	4	17-0	31	9	1

VARGAS, RAUL / INFIELDER

BATS **Right**
 THROWS **Right**
 HEIGHT **5'9"**
 WEIGHT **155**

BORN **9/15/06** in **San Felipe, VEN**
 RESIDES **Chivacoa, VEN**
 SIGNING SCOUT **William Bergolla, Carlos Leon, & Sergio Leon**
 ACQUIRED **Signed as a free agent on January 15, 2024**



VASQUEZ, NEIFI / OUTFIELDER

BATS **Right**
 THROWS **Right**
 HEIGHT **6'3"**
 WEIGHT **175**

BORN **9/22/03 in Santo Domingo, DR**
 RESIDES **Santo Domingo, DR**
 SIGNING SCOUT **Remmy Hernandez/Daniel Santana**
 ACQUIRED **Signed as a free agent on January 15, 2022**

YEAR	CLUB	AVG	G	AB	R	H	2B	3B	HR	RBI	SH	SF	HB	BB-I	SO	SB	CS	GDP	OBP	SLG
2022	DSL Tampa Bay	.170	23	88	13	15	2	0	0	4	0	0	3	7-0	27	3	0	3	.255	.193
	DSL Rays	.182	20	66	4	12	2	1	0	4	0	0	1	1-0	16	2	0	1	.206	.242
2023	DSL Rays	.245	52	192	37	47	14	2	6	31	0	3	2	26-0	52	14	4	1	.336	.432
Minor League Totals		.214	95	346	54	74	18	3	6	39	0	3	6	34-0	95	19	4	5	.293	.335

VASQUEZ, WILLY / INFIELDER

BATS **Right**
 THROWS **Right**
 HEIGHT **6'0"**
 WEIGHT **190**

BORN **9/6/01 in Santo Domingo, DR**
 RESIDES **Clifton, NJ**
 SIGNING SCOUT **Remmy Hernandez/Daniel Santana**
 ACQUIRED **Signed as a free agent on July 2, 2019**

2023 Ranked by *Baseball America* as the No. 25 prospect in the Rays system following the season. **2022** Ranked among Carolina League leaders in RBI (T2nd, 73), XBH (T3rd 40), triples (T3rd 9), total bases (4th 184), hits (5th, 115) and runs (5th, 78)...ranked among Rays minor leaguers in triples (3rd), RBI (7th), hits (7th) and runs (8th)...named Carolina League Player of the Month for July, batting .378/.414/.634 with 8 2B, 2 3B, 3 HR and 22 RBI in 20 games... hit .351/.455/.541 with 4 2B in 10 games with Perth Heat in the Australian Baseball League...ranked by *Baseball America* as the No. 15 prospect in the Rays system following the season...the publication also tabbed him as the Best Defensive Third Baseman in the Carolina League in its Best Tools survey. **2021** Named Most Valuable Player for the FCL Rays by the Rays Baseball Operations department...ranked third in the FCL with a .288 avg., tied for 4th with 31 RBI and tied for 8th with 14 SB...promoted to Class-A Charleston on Sept. 20 and helped the RiverDogs win the league title with a three-run triple in the deciding game...ranked by *Baseball America* as the No. 10 prospect in the Rays system following the season.

YEAR	CLUB	AVG	G	AB	R	H	2B	3B	HR	RBI	SH	SF	HB	BB-I	SO	SB	CS	GDP	OBP	SLG
2019	DSL Rays 2	.364	11	44	6	16	2	1	0	5	0	1	0	1-0	4	2	1	0	.370	.455
2020		Did Not Play																		
2021	FCL Rays	.288	40	146	26	42	6	3	2	31	0	3	4	20-0	27	14	6	3	.382	.411
2022	Charleston	.256	113	449	78	115	21	9	10	73	0	4	3	36-0	126	25	3	7	.313	.410
2023	Bowling Green	.233	114	420	53	98	11	4	16	62	1	3	2	46-0	109	17	9	10	.310	.393
Minor League Totals		.256	278	1059	163	271	40	17	28	171	1	11	9	103-0	266	58	19	20	.324	.405

VENTURA, WANDER / RIGHT-HANDED PITCHER

BATS **Right**
 THROWS **Right**
 HEIGHT **6'2"**
 WEIGHT **170**

BORN **2/26/03 in Azua, DR**
 RESIDES **Azua, DR**
 SIGNING SCOUT **Daniel Santana**
 ACQUIRED **Signed as a free agent on March 3, 2022**

YEAR	CLUB	W	L	ERA	G	GS	CG	SHO	SV	IP	H	R	ER	HR	HB	BB-I	SO	WP	BK
2022	DSL Rays	1	1	3.92	12	3	0	0	0	20.2	15	10	9	0	4	13-0	20	6	0
2023	DSL Rays	0	3	3.90	10	10	0	0	0	27.2	28	12	12	0	7	9-0	21	5	0
Minor League Totals		1	4	3.91	22	13	0	0	0	48.1	43	22	21	0	11	22-0	41	11	0



VERNON, AUSTIN / RIGHT-HANDED PITCHER

BATS **Right**
 THROWS **Right**
 HEIGHT **6'7"**
 WEIGHT **260**

BORN **2/8/99** in **Raleigh, NC**
 RESIDES **Durham, NC**
 SIGNING SCOUT **Joe Hastings**
 ACQUIRED **Selected in the 10th round of the 2021 First-Year Player Draft**

YEAR	CLUB	W	L	ERA	G	GS	CG	SHO	SV	IP	H	R	ER	HR	HB	BB-I	SO	WP	BK
2021	FCL Rays	2	0	0.79	5	2	0	0	0	11.1	4	1	1	0	0	4-0	17	1	0
2022	Charleston	9	1	1.69	15	1	0	0	1	58.2	32	12	11	6	1	23-0	91	2	0
	Bowling Green	0	3	4.50	9	6	0	0	1	20.0	12	11	10	1	3	18-0	23	2	0
2023	Bowling Green	7	4	6.12	29	6	0	0	2	82.1	79	62	56	14	4	55-0	108	14	2
Minor League Totals		18	8	4.07	58	15	0	0	4	172.1	127	86	78	21	8	100-0	239	19	2

VILLAMAN, CHRIS / LEFT-HANDED PITCHER

BATS **Left**
 THROWS **Left**
 HEIGHT **6'2"**
 WEIGHT **210**

BORN **3/16/01** in **Greensboro, NC**
 RESIDES **Thomasville, NC**
 SIGNING SCOUT **Landon Lassiter**
 ACQUIRED **Selected in the ninth round of the 2022 First-Year Player Draft**

YEAR	CLUB	W	L	ERA	G	GS	CG	SHO	SV	IP	H	R	ER	HR	HB	BB-I	SO	WP	BK
2023																			

Injured—Did Not Pitch

WHITTEN, KYLE / RIGHT-HANDED PITCHER

BATS **Right**
 THROWS **Right**
 HEIGHT **6'3"**
 WEIGHT **190**

BORN **9/22/98** in **Manassas, VA**
 RESIDES **Manassas, VA**
 SIGNING SCOUT **Landon Lassiter**
 ACQUIRED **Signed as a non-drafted free agent on July 21, 2021**

YEAR	CLUB	W	L	ERA	G	GS	CG	SHO	SV	IP	H	R	ER	HR	HB	BB-I	SO	WP	BK
2021	FCL Rays	1	1	1.50	6	0	0	0	0	6.0	5	6	1	0	0	2-0	7	3	0
2022	Charleston	1	0	1.86	15	0	0	0	6	19.1	13	4	4	1	0	3-0	14	1	0
	Bowling Green	4	2	3.76	23	0	0	0	5	38.1	35	16	16	5	2	11-0	38	7	0
2023	Bowling Green	1	4	3.19	32	0	0	0	7	48.0	45	23	17	5	0	18-1	48	6	0
Minor League Totals		7	7	3.06	76	0	0	0	18	111.2	98	49	38	11	2	34-1	107	17	0

WICKLANDER, PATRICK / LEFT-HANDED PITCHER

BATS **Right**
 THROWS **Left**
 HEIGHT **6'2"**
 WEIGHT **205**

BORN **12/31/99** in **San Jose, CA**
 RESIDES **Pryor, OK**
 SIGNING SCOUT **Matt Alison**
 ACQUIRED **Selected in the eighth round of the 2021 First-Year Player Draft**

YEAR	CLUB	W	L	ERA	G	GS	CG	SHO	SV	IP	H	R	ER	HR	HB	BB-I	SO	WP	BK
2021	FCL Rays	2	0	0.00	5	0	0	0	1	11.1	8	0	0	0	0	3-0	22	0	0
2022	Charleston	3	2	2.96	7	4	0	0	0	27.1	22	10	9	3	2	4-0	45	0	0
	Bowling Green	4	5	5.48	18	11	0	0	1	70.2	77	46	43	13	4	25-0	75	6	0
2023	Bowling Green	1	1	3.41	7	7	0	0	0	29.0	31	12	11	3	2	11-0	33	3	1
	Montgomery	5	2	4.08	23	11	0	0	0	81.2	92	49	37	14	3	27-0	69	5	0
Minor League Totals		15	10	4.09	60	33	0	0	2	220.0	230	117	100	33	11	70-0	244	14	1



WILCOX, COLE / RIGHT-HANDED PITCHER

BATS **Right**
THROWS **Right**
HEIGHT **6'5"**
WEIGHT **245**

BORN **7/14/99** in **Chattanooga, TN**
RESIDES **Rossville, GA**
SIGNING SCOUT **Tyler Stubblefield (Padres)**
ACQUIRED **Via trade from San Diego on December 29, 2020**

2023 Ranked among Rays minors leaguers in starts (4th, 25) and innings (9th, 106.2)...ranked by *Baseball America* as the No. 20 prospect in the Rays system following the season. **2022** Split the season between the FCL Rays and Class-A Charleston, going 0-2 with a 3.94 ERA (16.0IP, 7ER) in seven starts...began the season on the 60-day IL while recovering from Tommy John surgery...ranked by *Baseball America* as the No. 10 prospect in the Rays system following the season. **2021** Placed on the 7-day IL (right elbow sprain) on July 5 and underwent Tommy John surgery in September...ranked by *Baseball America* as the No. 9 prospect in the Rays system following the season for a second consecutive year. **2020** Added to the Padres 60-man player pool on June 30 and trained at the alternate site at the University of San Diego...was one of four players acquired by the Rays from the Padres on Dec. 29 for former Cy Young Award winner Blake Snell. **PERSONAL** Selected by the Padres in the third round of the 2020 First-Year Player Draft out of the University of Georgia...received a \$3.3 million signing bonus, setting a draft record for a third-round pick...was No. 24 in the *Baseball America* rankings of 2020 First-Year Player Draft prospects...went 3-0 with a 1.57 ERA (23.0IP, 4ER) in four starts for Georgia during the pandemic-shortened 2020 season and was on the watch list for USA Baseball's Golden Spikes Award, which honors the top amateur baseball player in the country.

YEAR	CLUB	W	L	ERA	G	GS	CG	SHO	SV	IP	H	R	ER	HR	HB	BB-I	SO	WP	BK
2021	Charleston	1	0	2.03	10	10	0	0	0	44.1	33	16	10	1	2	5-0	52	2	1
2022	FCL Rays	0	1	7.20	3	3	0	0	0	5.0	7	4	4	0	0	2-0	9	1	0
	Charleston	0	1	2.45	4	4	0	0	0	11.0	8	5	3	1	1	2-0	15	1	0
2023	Montgomery	6	8	5.23	25	25	0	0	0	106.2	95	71	62	14	9	44-0	99	6	0
Minor League Totals		7	10	4.26	42	42	0	0	0	167.0	143	96	79	16	12	53-0	175	10	1

WILD, OWEN / RIGHT-HANDED PITCHER

BATS **Right**
THROWS **Right**
HEIGHT **6'2"**
WEIGHT **235**

BORN **7/30/02** in **Sacramento, CA**
RESIDES **Gig Harbor, WA**
SIGNING SCOUT **James Bonnici**
ACQUIRED **Selected in the seventh round of the 2023 First-Year Player Draft**

YEAR	CLUB	W	L	ERA	G	GS	CG	SHO	SV	IP	H	R	ER	HR	HB	BB-I	SO	WP	BK
2023	FCL Rays	0	0	0.00	1	0	0	0	0	1.0	1	0	0	0	0	0-0	2	0	0

WILLIAM, JUNIOR / RIGHT-HANDED PITCHER

BATS **Right**
THROWS **Right**
HEIGHT **6'5"**
WEIGHT **190**

BORN **3/6/00** in **San Pedro de Macoris, DR**
RESIDES **Hato Mayor, DR**
SIGNING SCOUT **Remmy Hernandez/Daniel Santana**
ACQUIRED **Signed as a free agent June 25, 2021**

YEAR	CLUB	W	L	ERA	G	GS	CG	SHO	SV	IP	H	R	ER	HR	HB	BB-I	SO	WP	BK
2021	DSL Rays 1	3	0	1.50	16	1	0	0	4	30.0	16	9	5	1	2	9-0	27	0	0
2022	FCL Rays	1	0	1.23	6	0	0	0	1	7.1	3	2	1	1	1	1-0	10	2	0
	Charleston	0	0	3.60	3	0	0	0	0	5.0	4	3	2	0	0	0-0	3	0	0
2023	Charleston	4	2	3.69	34	0	0	0	3	46.1	38	24	19	1	2	39-0	60	8	5
Minor League Totals		8	2	2.74	59	1	0	0	8	88.2	61	38	27	3	5	49-0	100	10	5



WYATT, MATT / RIGHT-HANDED PITCHER

BATS **Right**
THROWS **Right**
HEIGHT **6'4"**
WEIGHT **215**

BORN **9/26/00** in **Towson, MD**
RESIDES **Lutherville, MD**
SIGNING SCOUT **ML Morgan**
ACQUIRED **Selected in the 20th round of the 2022 First-Year Player Draft**

YEAR	CLUB	W	L	ERA	G	GS	CG	SHO	SV	IP	H	R	ER	HR	HB	BB-I	SO	WP	BK
2023	Charleston	2	8	4.75	35	0	0	0	5	55.0	46	35	29	3	4	30-0	59	9	0

ZARRAGA, ALFREDO / RIGHT-HANDED PITCHER

BATS **Right**
THROWS **Right**
HEIGHT **5'10"**
WEIGHT **170**

BORN **11/16/00** in **Guasdalito, VEN**
RESIDES **Guasdalito, VEN**
SIGNING SCOUT **Manny Esquivia/Cirilo Cumberbatch (Cubs)**
ACQUIRED **Via trade from Chicago-NL on November 15, 2022**

YEAR	CLUB	W	L	ERA	G	GS	CG	SHO	SV	IP	H	R	ER	HR	HB	BB-I	SO	WP	BK
2022	Myrtle Beach	1	0	2.08	16	0	0	0	4	17.1	10	4	4	1	1	7-0	28	3	0
	South Bend	0	0	0.00	1	0	0	0	0	1.1	1	0	0	0	0	2-0	1	0	0
2023	Bowling Green	4	0	2.56	40	0	0	0	4	63.1	50	20	18	6	3	28-0	79	8	1
	Durham	0	0	9.00	1	0	0	0	0	2.0	3	2	2	1	0	1-0	1	0	0
	Montgomery	0	0	0.00	1	0	0	0	0	1.0	1	0	0	0	0	2-0	0	0	0
Minor League Totals		1	0	1.93	17	0	0	0	4	18.2	11	4	4	1	1	9-0	29	3	0

ZUNIGA, KEYNER / RIGHT-HANDED PITCHER

BATS **Right**
THROWS **Right**
HEIGHT **6'3"**
WEIGHT **165**

BORN **12/16/05** in **Cartagena, Colombia**
RESIDES **Cartagena, Colombia**
SIGNING SCOUT **Angel Contreras/Alexander Zuniga**
ACQUIRED **Signed as a free agent on January 17, 2023**

YEAR	CLUB	W	L	ERA	G	GS	CG	SHO	SV	IP	H	R	ER	HR	HB	BB-I	SO	WP	BK
2023	DSL Tampa Bay	0	1	5.65	10	1	0	0	0	14.1	10	10	9	1	5	13-0	14	9	1



SCOUTING & INTERNATIONAL OPERATIONS

CROSSCHECKERS & REGIONAL SUPERVISORS



JEFF CORNELL
SPECIAL ASSIGNMENT SCOUT



RICKEY DREXLER
SOUTH REGIONAL SUPERVISOR



KEVIN ELFERING
SOUTHEAST REGIONAL SUPERVISOR



JOE HASTINGS
NORTHEAST REGIONAL SUPERVISOR



RYAN HENDERSON
PITCHING CROSSCHECKER



BRIAN HICKMAN
MIDWEST REGIONAL SUPERVISOR



SCOTT MEANEY
NATIONAL CROSSCHECKER



JAKE WILSON
WEST REGIONAL SUPERVISOR

DID YOU KNOW?

2024 TROPICANA FIELD GROUND RULES

BULLPEN AREA

- ♦ Ball lodging on, under or in the bullpen seating area: out of play. A ball is deemed to be lodged when it goes in or behind equipment or seating or, in the umpire's judgment, is deemed otherwise unplayable.
- ♦ Ball enters the bullpen seating area and rebounds out of the seating area: in play.

CATWALKS, LIGHTS AND SUSPENDED OBJECTS

- ♦ Batted ball strikes catwalk, light or suspended object over fair territory:
 - Batted ball that strikes either of the lower two catwalks, lights or suspended objects in fair territory: home run.
 - Batted ball that is not judged a home run and remains on a catwalk, light or suspended object: two bases.
 - Batted ball that is not judged a home run and strikes a catwalk, light or suspended object in fair territory shall be judged fair or foul in relation to where it strikes the ground or is touched by a fielder. If caught by fielder, batter is out and runners advance at own risk.
- ♦ Batted ball strikes catwalk, light or suspended object over foul territory: dead ball.



AREA SUPERVISORS



MATT ALISON
UPPER MIDWEST



JAMES BONNICI
NORTHWEST



ZACH CLARK
NEW ENGLAND



TOM COUSTON
WEST GREAT LAKES/
N. FL. ADVISOR



BRETT FOLEY
NORTH FLORIDA



TIM FORTUGNO
N. CAL / NEVADA



LUKE HARRIGAN
GEORGIA



CHRIS HOM
TEXAS



JAIME JONES
S. CAL



RYDER JONES
DEEP SOUTH



JEFF LAVIN
WEST GREAT LAKES



JHONNERIS MENDEZ
S. FLORIDA/
PUERTO RICO



ML MORGAN
MID-ATLANTIC



BRIAN OLIVER
FOUR CORNERS



ERIC ROOF
GREAT LAKES

PART-TIME AMATEUR SCOUTS: MALEKE FOWLER, JOSE HERNANDEZ, GILBERTO MARTINEZ, CASEY ONAGA, JACK SHARP, DAVID JORN, MARCOS TOVAR, LOU WIEBEN, MILT HILL
DEVELOPMENT SCOUTS: MICHAEL CHOICE, NATE RAMSEY



PRO PERSONNEL & PRO SCOUTING STAFF



**MIKE
BROWN**

PRO PERSONNEL
SPECIALIST



**MAX
COHEN**

PRO PERSONNEL
SPECIALIST



**JASON
COLE**

PRO PERSONNEL
SPECIALIST



**JASON
GREY**

PRO PERSONNEL
SPECIALIST



**NATE
HOWARD**

PRO PERSONNEL
SPECIALIST



**MIKE
LANGILL**

PRO PERSONNEL
SPECIALIST



**TYLER
STOHR**

PRO PERSONNEL
SPECIALIST




**KEN
CALIFANO**

PRO SCOUT



**J.D.
ELLIBY**

PRO SCOUT



**RUDDY
GIRON**

PRO SCOUT



**JOSE
GOMEZ**

PRO SCOUT



**CARLOS
HERAZO**

PRO SCOUT



**KEN
KRAVEC**

PRO SCOUT



**JOSE
LEROUX**

PRO SCOUT



**DAVE
MYERS**

PRO SCOUT



**WOOD
MYERS**

PRO SCOUT



**CESAR
RAMIREZ**

PRO SCOUT



**EDUARDO
SANCHEZ**

PRO SCOUT &
DSL PERSONNEL
SPECIALIST

INTERNATIONAL SCOUTING & OPERATIONS

DIR., INTERNATIONAL OPERATIONS

Patrick Walters

DIR., INT'L SCOUTING

Steve Miller

ASST. DIR., INT'L OPERATIONS

Ronnie Blanco

MANAGER, INTERNATIONAL SCOUTING

Jeff Johnson

ASST., INT'L SCOUTING

Julian Valera

CROSSCHECKER, INTERNATIONAL SCOUTING

Brad Budzinski, Andrew Fabian

BRAZIL SCOUT

Tiago Campos

COLOMBIA SUPERVISOR

Angel Contreras

COLOMBIA SCOUT

Alex Zuniga

CURAÇAO SCOUT

Chairon Isenia

DOMINICAN REPUBLIC SUPERVISOR

Daniel Santana

DOMINICAN REPUBLIC REGIONAL CROSSCHECKER

Rigo De Los Santos

DOMINICAN REPUBLIC SCOUTS

Miguel De La Cruz, Remy Hernandez,

Jorge Perez

DOMINICAN REPUBLIC COORD., DATA/TECHNOLOGY

Manuel Castillo

DEVELOPMENT SCOUTS

Joseph Paulino, Allen Rodriguez

KOREA SCOUT

Joe Park

JAPAN SCOUT

Tateki Uchibori

MEXICO SCOUT

Karla Espinoza

PANAMA SCOUT

Gustavo Zapata

TAIWAN SCOUT

Keith Hsu

VENEZUELA CROSSCHECKER

William Bergolla

VENEZUELA SCOUTS

Juan Castillo, Carlos León, Sergio León,

Marlon Roche, Frank Tineo

VENEZUELA VIDEO ASSISTANT

Carlos Bergolla, Jose Medina



EXPANDING INTERNATIONAL OPERATIONS



Players from the Rays 2023 June Draft visited the colonial zone in Santo Domingo with staff and academy players as part of the fall instructional league program, which paired on-field development and cultural exchange for the newest members of the organization.

RYAN BURNETT / TAMPA BAY RAYS

BASEBALL IS A GLOBAL GAME. TODAY, MORE THAN ONE-FOURTH OF ALL MAJOR LEAGUERS WERE BORN OUTSIDE OF THE UNITED STATES.

As a result, the Rays have expanded the reach of their international operations. Entering the 2023 season, the Rays organization has players from eight countries—Australia, Canada, Colombia, Cuba, Dominican Republic, Mexico, Panama and Venezuela—in addition to those from the United States.

While the organization spans the globe in search of talent, the main focus is in the Dominican Republic and Venezuela, where the Rays operate baseball academies.

In 2006, shortly after the ownership group led by Stuart Sternberg took control of the club, the Rays agreed to a partnership with the Los Angeles Dodgers in which the two organizations would share Campo Las Palmas in the Dominican Republic, long considered the gold standard for Dominican facilities. Campo Las Palmas was home to the Rays baseball academy and a summer league team until early 2009 when the organization inaugurated a new academy located on the property adjacent to the Dodgers. The complex has two full diamonds and a half field, clubhouse, gym, covered batting cages, classrooms, a dining

area and living facilities which can accommodate up to 92 players. In 2018, the program claimed its first Dominican Summer League (DSL) title.

In 2007, the Rays opened their Venezuelan baseball academy in Guacara, 100 miles west of Caracas. In addition to baseball fields, the Venezuelan academy includes a dining area and dormitory which can accommodate 56 players. The Rays played in the Venezuelan Summer League (VSL) in 2007 as part of a co-op team with the Cincinnati Reds before forming a team of their own in 2008. The program won VSL championships in 2009 and 2011. The VSL closed its operations after the 2015 season, prompting the Rays to add a second team in the DSL in 2016.

The Rays international efforts are overseen by Carlos Rodriguez, vice president of baseball operations and assistant general manager. Steve Miller enters his fourth season as director, international scouting, running the department and overseeing all scouts. Patrick Walters enters his fourth season as director, international operations, overseeing all operations at the Latin American academies. Jeff Johnson serves as



manager, international scouting. Brad Budzinski was added to the staff in 2018 as an international crosschecker, and area scout Andrew Fabian, responsible for South Florida, will provide international crosschecking coverage for his first season.

Ronnie Blanco, former general manager of the Magallanes baseball club in the Venezuelan professional league and the Rays long-time director of Venezuelan operations, is assistant director, international operations.

The Rays maintain scouting programs in the Dominican Republic, supervised by Daniel Santana, crosschecked by Rigo De Los Santos and staffed by scouts Miguel De La Cruz, Remy Hernandez and Jorge Perez; Venezuela, crosschecked by William Bergolla and scouts Juan Castillo, Carlos León, Sergio León, Marlon Roche and Frank Tineo; Brazil, scouted by Tiago Campos; Colombia, coordinated by Angel Contreras and scout Alex Zuniga; Curaçao, led by Chairon Isenia; Panama, with Gustavo Zapata; and Mexico, with Karla Espinoza, the country's first female scout.

The Rays have also expanded scouting efforts in the Pacific Rim, Europe and Australia. Tateki "Bori" Uchibori, who served as an interpreter for former Tampa Bay infielder Akinori Iwamura, scouts for the Rays in Japan. In 2016, Joe Park was added to

the Korean scouting staff. Keith Hsu covers Taiwan.

With rising numbers of international players, the Rays have also developed programs in the U.S. and in their Latin American academies to educate players and create cultural awareness. Today, these programs cater to international and domestic players alike and have grown to include language training, life skills, professional development and education on social issues. The programs are overseen by George Pappas, director, minor league operations. Jairo De La Rosa, assistant director, Latin America Player Programs, supervises educational initiatives in the academies, which are led by Junior Sencion and Gilberto Fernandez in the Dominican Republic and Venezuela, respectively. He also supports players and staff in their transition to the United States and aids in the integration of player plans. Lenore Sanchez coordinates language instruction for international players in the U.S. The education program is also supported by Wilson Made, coordinator, minor league operations; Karly Fisher, manager, team travel and logistics; Ryan Burnett, assistant, minor league operations; Welington Castillo, player development specialist and a former big leaguer; and Milton Jamail, who begins his 17th year in the organization and fourth as advisor, player education.



Rays infielder Adrian Santana playing vitilla, a variation of stickball popular in the Dominican Republic, in Batey Cachena, a neighborhood near San Pedro de Macoris, where teammate Odalys Peguero and many other infielders have called home.

GEORGE PAPPAS / TAMPA BAY RAYS



FIRST-YEAR PLAYER DRAFT HISTORY

2023 DRAFT

RD	OVR	NAME	POS	CLASS	SCHOOL	BIRTHDATE	SIGNING SCOUT
1	19	Brayden Taylor	SS	JR	Texas Christian University	5/22/02	Reggie Lawson
A	31	Adrian Santana	SS	HS	Doral Academy (FL)	7/18/05	Victor Rodriguez
2	55	Colton Ledbetter	OF	JR	Mississippi State University	11/15/01	Jeff Lavin
3	88	Tre' Morgan	1B	JR	Louisiana State University	7/16/02	Jeff Lavin
4	120	Hunter Haas	SS	JR	Texas A&M University	4/7/02	Chris Hom
5	156	Trevor Harrison	RHP	HS	J.W. Mitchell HS (FL)	8/8/05	Brett Foley
6	183	T.J. Nichols	RHP	JR	University of Arizona	6/24/02	Brian Oliver
7	213	Owen Wild	RHP	JR	Gonzaga University	7/30/02	James Bonnici
8	243	Drew Dowd	LHP	JR	Stanford University	1/3/02	Tim Fortugno
9	273	Dalton Fowler	LHP	SR	University of Memphis	1/7/00	Jeff Lavin
10	303	Adam Boucher	RHP	JR	Duke University	10/29/01	Luke Harrigan
11	333	Garrett Edwards	RHP	JR	Louisiana State University	1/3/02	Jeff Lavin
12	363	Chandler Murphy	RHP	SR	University of Missouri	12/18/00	Matt Alison
13	393	Bryan Broecker	C	SO	Michigan State University	1/26/02	Austin Cousino
14	423	T.J. Fondtain	LHP	SR	San Diego State University	2/22/01	Jaime Jones
15	453	Will Stevens	RHP	SR	Tarleton State University (TX)	7/18/01	Chris Hom
16	483	Wooyeoul Shin	1B	SO	Miami Dade College (FL)	12/30/01	Vic Rodriguez
17	513	Hayden Snelsire	RHP	SR	Randolph-Macon College (VA)	1/16/01	ML Morgan
18	543	Jérémy Pilon	LHP	HS	École Secondaire du Chêne-Bleu (QC)	9/11/05	Lou Wieben
19	573	Owen Stevenson	RHP	JR	Arizona State University	9/1/02	Brian Oliver
20	603	Max Stanley	RHP	HS	Douglas County High School (CO)	11/20/04	--

BOLD INDICATES PLAYER SIGNED

DID YOU KNOW?

2024 FIRST-YEAR PLAYER DRAFT

The annual First-Year Player Draft is scheduled for July 14-16. For the fourth consecutive year, it will be held as part of the All-Star Game festivities.

The Rays hold the No. 18 overall selection. In 2023, the Rays selected SS Brayden Taylor out of Texas Christian University with the No. 19 overall selection.

This year is the 60th First-Year Player Draft and the 29th draft in Rays history. It was on June 8, 1965 that the Oakland Athletics selected Arizona State outfielder Rick Monday with the first-ever pick. Since its inception, over 68,000 players have been selected in the First-Year Player Draft. The Rays have made 1,295 of those. Among the major sports, baseball was the last to adopt a draft. The NFL was first in 1936, followed by the NBA in 1947 and NHL in 1962.

| TB |




RAYS FIRST-ROUND DRAFT SELECTIONS

YEAR	OVR	NAME	POS	SCHOOL
2023	19	Brayden Taylor	SS	Texas Christian University
	31	Adrian Santana	SS	Doral Academy (FL) HS
2022	29	Xavier Isaac	1B	East Forsyth (N.C.) HS
2021	28	Carson Williams	SS	Torrey Pines (Calif.) HS
	34	Cooper Kinney	INF	The Baylor Schools (Tenn.)
2020	24	Nick Bitsko	RHP	Central Bucks East (Penn.) HS
	37	Alika Williams	SS	Arizona St. University
2019	22	Greg Jones	SS	UNC Wilmington
	36	JJ Goss	RHP	Cypress Ranch (Texas) HS
	40	Seth Johnson	RHP	Campbell University
2018	16	Matthew Liberatore	LHP	Mountain Ridge (Ariz.) HS
	31	Shane McClanahan	LHP	University of South Florida
	32	Nick Schnell	CF	Roncalli (Ind.) HS
2017	4	Brendan McKay	LHP/1B	University of Louisville
	31	Drew Rasmussen	RHP	Oregon State University
2016	13	Josh Lowe	3B	Pope (GA) HS
2015	13	Garrett Whitley	OF	Niskayuna (NY) HS
2014	20	Casey Gillaspie	1B	Wichita State University
2013	21	Nick Ciuffo	C	Lexington (SC) HS
	29	Ryne Stanek	RHP	University of Arkansas
2012	25	Richie Shaffer	3B	Clemson University
2011	24	Taylor Guerrieri	RHP	Spring Valley (SC) HS
	31	Mikie Mahtook	OF	Louisiana State University
	32	Jake Hager	SS	Sierra Vista (NV) HS
	38	Brandon Martin	SS	Santiago (CA) HS
	41	Tyler Goeddel	3B	St. Francis (CA) HS
	42	Jeff Ames	RHP	Lower Columbia JC (WA)
	52	Blake Snell	LHP	Shorewood (WA) HS
	56	Kes Carter	OF	Western Kentucky University
	59	Grayson Garvin	LHP	Vanderbilt University
	60	James Harris Jr.	OF	Oakland Tech (CA) HS
2010	17	Josh Sale	OF	Bishop Blanchet (WA) HS
	31	Justin O'Conner	C	Cowan (IN) HS
	42	Drew Vettleson	OF	Central Kitsap (WA) HS
2009	30	LeVon Washington	CF	Buchholz (FL) HS
2008	1	Tim Beckham	SS	Griffin (GA) HS
2007	1	David Price	LHP	Vanderbilt University
2006	3	Evan Longoria	3B	Long Beach State University
2005	8	Wade Townsend	RHP	Rice University
2004	4	Jeff Niemann	RHP	Rice University
2003	1	Delmon Young	RF	Camarillo (CA) HS
2002	2	B.J. Upton	SS	Greenbrier Chr. Acad. (VA)
2001	3	Dewon Brazelton	RHP	Middle Tennessee St. University
2000	6	Rocco Baldelli	OF	Bishop Hendricken (RI) HS
1999	1	Josh Hamilton	CF	Athens Drive (NC) HS
1997	31	Jason Standridge	RHP	Hewitt Trussville (AL) HS
1996	29	Paul Wilder	OF	Cary (NC) HS

BOLD INDICATES PLAYER SIGNED



BROADCAST INFORMATION



DAVIDA FRANKLIN / TAMPA BAY RAYS

RAYS ON TELEVISION



DEWAYNE STAATS

Dewayne anchors the Emmy Award-winning Bally Sports Sun telecast this year, his 49th season broadcasting major league baseball and 27th with the Rays. Dewayne has also handled play-by-play for FOX Sports national baseball coverage. He has broadcast more than 7,000 MLB games in his career, including 10 no-hitters. Before joining the Rays, he spent three years calling play-by-play for a variety of ESPN sports broadcasts. He began his major league play-by-play career on the radio and TV for the Astros from 1977-84, then for the Cubs from 1985-89. He was the lead play-by-play announcer for

the Yankees from 1990-94, and spent the 1994-95 seasons calling the action for The Baseball Network (ABC/NBC). Dewayne began his baseball career as the radio voice of the Oklahoma City 89ers (1973-74). In 1975-76 he won an Emmy Award as the sports director at KPLR TV in St. Louis. Dewayne began his sports career with WSIE Radio before graduating from SIU-Edwardsville in 1975. He earned Distinguished Alumnus of the Year honors in 1987 and was inducted into its Alumni Hall of Fame in 2010. Dewayne was named a finalist for the Ford C. Frick Award, presented annually by the National Baseball Hall of Fame, in 2012, 2013, 2016 and 2019. He was named the 2013 Florida Sportscaster of the Year by the National Sportscasters and Sportswriters Association. In 2015, Dewayne authored *Position to Win: A Look at Baseball and Life From the Best Seat in the House*, which chronicles his life and career in sports broadcasting. In 2018, Dewayne was inducted into the Tampa Bay Sports Club Hall of Fame. In 2021, he received a Suncoast Sports Emmy Award for the broadcast of Wander Franco's debut. He and his wife, Carla, support a number of causes, including military combat veterans via their 501(c)(3) charity W.A.R. (Warriors at Rest). He has two daughters, Stephanie Wheeler and Alexandra, and three grandchildren: Gabriel, Zachary and Evie.



BRIAN ANDERSON

Brian enters his 14th season as the full-time television color analyst on Bally Sports Sun and his 16th season as part of the Rays broadcast. Brian previously served on the major league staff as assistant to the pitching coach, working under Jim Hickey from March 2008 through the 2009 season. He also filled in as a broadcaster for Cleveland on Sports Time Ohio and hosted a weekly highlights show while recovering from injury in 2007. Brian spent 13 seasons pitching in the majors with the Angels, Cleveland, Royals and Diamondbacks, and was a member of the latter's 2001 World Champion team. He was selected third overall by

the Angels in the 1993 First-Year Player Draft and the following season was named the *Sporting News* AL Rookie of the Year. He was also selected by the Diamondbacks as their first pick in the 1997 Expansion Draft. Brian was inducted to the Greater Cleveland Sports Hall of Fame on Sep 30, 2015 and made his acceptance speech by phone during the Rays broadcast. He is a member of the inaugural class of the Summit League Conference Hall of Fame, as well as a member of the Wright State Hall of Fame, where he had his number 34 retired. In 2021, he received a Suncoast Sports Emmy Award for his work on the Rays broadcast. He resides in Tampa. Brian has four children: Rylyn Mae, Jackson James, Harper Marie and Baker James.



TRICIA WHITAKER

Tricia begins her sixth season on the Bally Sports Sun telecast as the in-game reporter and host of select feature episodes. She is a six-time Emmy Award recipient, receiving two nods in 2022 for her roles in the Rays Live pregame show and the Jean Ramirez episode of Rays All-Access. She previously received accolades for the Lou Gehrig Day pregame special, a "Salute to the Troops" pregame special in 2020 and a 2018 production on the legacy of Peyton Manning. Prior to joining the Rays broadcast, the Stuart, Fla. native spent four years covering local sports with the CBS affiliate in Indianapolis, including the Indiana Pacers and Indianapolis Colts. Her career experience also includes a two-year

stint covering professional and collegiate teams, including the Brewers and Green Bay Packers, for the ABC affiliate in Green Bay. Her professional career began as a web reporter with the Pacers and Indiana Fever. Tricia graduated from Indiana University with a degree in communications. She has since returned to teach sports broadcasting at IU's media school as an adjunct professor for the past eight years.





RICH HOLLENBERG

Rich enters his 11th season covering the Rays on television with the Bally Sports Sun broadcast team. He is a three-time Emmy Award recipient, including in 2022 when he and his crew were recognized for their roles in the Rays Live pregame show. In 1995, he began his broadcasting career as a sports anchor with the ABC affiliate in Great Falls, Mont. From 1995-97, he served as the sports director with Time Warner Cable (now Spectrum Sports) in Clearwater, where he received a CableACE award for the best local sports program. Rich was also host of "H.S. Sports Extra" for WTVT FOX-13 from 1996-98, the in-arena voice for the Tampa Bay Lightning and Tampa Bay Storm from 1999-2002 and a host for a variety of other regional programs. He spent a number of years as a national reporter for NFL Network as well. During the baseball offseason, Rich handles college basketball play-by-play duties on ESPN Networks. Rich earned a bachelor's degree in broadcast journalism from the Newhouse School at Syracuse University in 1993. A New Jersey native, Rich has called the Tampa Bay area home for 28 years. He and his wife, Jill, reside in St. Petersburg with their three children: Jason, Lindsey and Bryan.



DOUG WAECHTER

Doug begins his 10th season providing in-depth pitching analysis as a member of Bally Sports Sun's pre- and postgame shows. He is a three-time Emmy Award recipient, including in 2022 when he and his crew were recognized for their roles in the Rays Live pregame show. Doug is a St. Petersburg native and graduate of Northeast High School. Prior to being selected by the Devil Rays in the 1999 First-Year Player Draft, he had signed a letter of intent to play football at the University of South Florida. With his 2003 debut, he became the first St. Petersburg native to play for the Rays. He remains one of three Rays players born in St. Petersburg, along with Casey Kotchman and Ryan Weber. In his first major league start, on Sep 3, 2003 at Tropicana Field, he pitched a 2-hit shutout against the Mariners. He spent 11 years in professional baseball, six of which came in the majors with the Devil Rays, Marlins and Royals. In 2004, he was presented a key to the city of St. Petersburg by Mayor Rick Baker. Doug is a realtor in the Tampa Bay area and resides in St. Petersburg with his wife, Kristin, and two children, Kaden and Karsyn.



MATT JOYCE

Born and raised in Tampa, Matt begins his second season as an analyst on Bally Sports Sun's pre- and postgame shows after a 14-year career in the majors. He attended Armwood High School and Florida Southern College before being selected by the Tigers in the 12th round of the 2005 First-Year Player Draft. After hitting 12 HR in 92 games with the Tigers as a rookie, Matt was traded to the Rays in December 2008 in exchange for Edwin Jackson. He played six seasons with the Rays (2009-14), was named to the AL All-Star Team in 2011 and remains ranked among the franchise's top 10 in games, doubles, homers, RBI and walks. Among his favorite Rays highlights is a grand slam off Max Scherzer on the night of Matt Garza's no-hitter in 2010 and a go-ahead homer in the 7th inning of the penultimate game of the 2011 season—the night before Evan Longoria's walk-off in "Game 162" clinched the AL Wild Card. Matt spent time in the majors with the Tigers, Rays, Angels, Pirates, Athletics, Braves, Marlins and Phillies before announcing his retirement in 2022. In 2023, he was involved in started the Big League Podcast, with Tyler Glasnow as its first guest. He has also opened/acquired six F45 Training studios, a group-fitness concept that has locations in Tampa and St. Petersburg that are both among the top five performing studios in Florida.





DENARD SPAN

Denard begins his second season as an analyst on Bally Sports Sun's pre- and postgame shows. After starring at Hillsborough High School and Tampa Catholic High School, he was selected by the Twins in the first round (20th overall) of the 2002 First-Year Player Draft. He spent 11 seasons in the majors with the Twins (2008-12), Nationals (2013-15), Giants (2016-17), Rays (2018) and Mariners (2018). He hit a combined .281 and collected 1,498 hits, 72 3B, 71 HR and 185 SB. He tied for the NL lead with 184 hits in 2014, and led his league in triples in 2009 and 2013. He finished 6th in the AL Rookie of the Year voting in 2008. Raised by his mother, Wanda Wilson, he founded the nonprofit Denard Span Foundation in 2014 to serve and empower single parent households through transportation, education and grocery programs. Money raised by the foundation goes directly to providing reliable cars for families in need. Denard also enjoys serving his community through his church and spending time with his wife, Anne, and their children, DJ, Jace, and Jada.



RYAN BASS

Ryan enters his third season with the Bally Sports Sun broadcast team as an in-game reporter and occasional host of the Rays Live pre- and postgame shows. He has covered sports in the Tampa Bay area for nearly a decade, serving as the sports director and main anchor for CBS affiliate WTSP-TV from 2016-22 and as a sports reporter, host and play-by-play broadcaster with Bright House Sports Network from 2012-15. In addition to his role on the Bally Sports Sun broadcasts, Ryan reports on a variety of topics as a national correspondent for NewsNation TV. He also does some freelance work with the Tampa Bay Sports Commission. Prior to his second stint in Tampa Bay, Ryan was a national host for CBS Sports based in Fort Lauderdale, anchoring shows including the award-winning Fantasy Football Today and Daily Fantasy Live. He began his television career in Davenport, Iowa, anchoring for the Independent News Network in 2011. Ryan is a proud UCF Knight, graduating with a journalism degree. He was born and raised in Miami but has strong ties to the St. Petersburg area, as his father, Steve, attended St. Petersburg High School. He currently lives in downtown St. Petersburg and spends much of the offseason in Nashville.

DID YOU KNOW?

RAYS ALL-TIME POSTSEASON LEADERS

Batting Avg. (min. 30 AB)

.347 Randy Arozarena

Home Runs

11 Randy Arozarena

RBI

21 Evan Longoria

Hits

35 Randy Arozarena

Stolen Bases

9 B.J. Upton

ERA (min. 10.0 IP)

1.08 Diego Castillo

Innings Pitched

40.2 Tyler Glasnow

Wins

5 Charlie Morton

Strikeouts

53 Tyler Glasnow

Saves

3 Diego Castillo
Pete Fairbanks



RAYS ON RADIO



ANDY FREED

Andy returns to the booth for his 20th season with the Rays Radio Network. From 2005-22, he shared play-by-play and analyst duties with then-broadcast partner Dave Wills, and the broadcast team was voted best in the American League in 2020 by subscribers of *The Athletic*. In 2023, he was inducted into the Sports Club of Tampa Bay Hall of Fame. He also joins the television broadcast as the Rays TV play-by-play announcer for a select number of games throughout the season. Andy joined the Rays after serving as the voice of the Triple-A Pawtucket Red Sox for four seasons. He was also the voice of the Double-A Trenton Thunder (Red Sox) for five seasons (1996–2000) and was inducted into the Trenton Baseball Hall of Fame in 2018. He began his play-by-play career with the Class-A St. Lucie Mets in 1994-95. His baseball radio career began as a broadcast assistant with the Orioles, conducting postgame interviews for home games during the 1990-93 seasons. His other play-by-play experience includes college basketball for ESPN Regional, Providence College (2003-05) and Rider University (1996–2001). He also broadcast for The College of New Jersey football and Baltimore Spirit soccer. Freed is a graduate of Towson (Md.) University, where he called basketball, football and lacrosse during his time at school. Andy was named 2015 Florida Sportscaster of the Year by the National Sportscasters and Sportswriters Association. He enthusiastically works with the ALS Association. In addition to reciting Lou Gehrig's famous speech at Tropicana Field every year on "ALS Night," he emcees various local events, including their annual "Ride to Defeat ALS." He and his wife, Amy, reside in Bradenton, Fla. with their daughter Sarah, twins Casey and Maddie, and rescue dog, Charlie.



NEIL SOLONDZ

Neil begins his 13th season on the Rays Baseball Network, and second as play by play broadcaster. The previous 11 seasons, Neil hosted the pre- and postgame shows, *This Week in Rays Baseball*, other team podcasts and was fill-in play-by-play voice. In 2021, he was awarded the Rays Joyce Smith Community Spirit Award, which annually recognizes one employee who makes significant societal contributions beyond their professional responsibilities. Before joining Tampa Bay, Neil was the radio voice of Triple-A Durham from 2004-11 and filled in on the Rays pre- and postgame show from 2010-11. With Durham, he broadcast the Triple-A All-Star Game and Triple-A National Championship Game to a nationwide audience. Before the Bulls, he broadcast for Class-A Lakewood (Phillies) and Class-A Quad City (Twins). He was part of the TV broadcast for the Olympic baseball qualifier Premier12 in South Korea in 2019, and he has done other freelance work for regional and college TV and radio networks. Neil attended Rutgers University, where he received a bachelor's degree in English. He and his wife, Sari, reside in Palm Harbor with their daughters, Emily and Abby.



CHRIS ADAMS-WALL

Chris begins his first full season with the Rays Radio Network after joining the booth in June 2023 as the Rays Radio pre- and postgame show host, as well as the host of *The Week in Rays Baseball* and the Tampa Bay Rays podcast. He also serves as a play-by-play fill-in for select games during the season. Chris joined the Major League staff after spending just over seven seasons as the voice of the Montgomery Biscuits, the Rays Double-A affiliate. In addition to his work with the Biscuits, he previously served as a sports anchor and reporter for the Alabama News Network, a play-by-play broadcaster for the Northeast Sports Network and Alabama State football, a writer for ESPN and a production assistant for FOX Sports' NFL and college football broadcasts. Chris graduated from Bowdoin College in Brunswick, Me. with a bachelor's degree in English/Spanish. He resides in Pinellas Park, Fla.



RAYS ON SPANISH RADIO



ENRIQUE OLIU

Enrique returns for his 26th season as color analyst on the Rays Spanish broadcast. He received the Alexis Arguello Award, given to the top sports figures in Nicaragua, and the Nicaraguan Sportswriters Association Award for his accomplishments in the world of sports during the 2016 season. In February 2009, Enrique was inducted into the Florida College Sports Hall of Fame for his impact on the college and in life. He is the subject of the award-winning 2009 documentary *Henry O!*, filmed by Boston-based Rosemont Productions during the 2007 season. Born in Nicaragua, Enrique came to the United States at age 10 and attended the St. Augustine School for the Blind. He called his first professional action in 1989 for the Jacksonville Expos, and then served as color commentator for the St. Petersburg Pelicans of the Senior Professional Baseball League. Prior to that, he was the public address announcer for seven years for Florida College baseball in Tampa. He also appeared as a regular contributor on *Solamente Pelota* ("Only Baseball") on SiriusXM, hosted his own show on WQBN 1300 AM and has been a guest analyst on USF Spanish broadcasts and on baseball broadcasts and talk shows in Managua, Nicaragua. He has also called action for the Tampa Bay Storm of the Arena Football League (2003-05) and served as the Spanish voice for the Tampa Bay Buccaneers in 2002-03. Enrique owns a communications degree from the University of South Florida. He delivered the keynote address at the Florida School for the Deaf and Blind's 100th commencement in May 2014. His wife, Debbie, closely assists him on the broadcasts. The two reside in St. Petersburg.



RICARDO TAVERAS

Ricardo begins his 22nd season calling play-by-play on the Rays Spanish broadcast. Taveras has more than three decades of radio experience. He has also worked locally as a sportscaster for Mira TV Tampa. Ricardo began as a sports commentator in the Dominican Republic and was program director for HIVG 870 AM and HVP 970 AM from 1990-92. He also served as assistant program director for WRIV in Providence, R.I. for three years and as a sales executive for Telemundo Tampa from 2011-13.

RADIO AFFILIATES

- ◆ **WDAE 95.3 FM/620 AM**
Tampa/St. Petersburg (Flagship)
- ◆ **WCXS 104.5 FM/1480 AM**
Arcadia
- ◆ **WWPR 1490 AM**
Bradenton
- ◆ **WWJB 92.3 FM/1450 AM**
Brooksville
- ◆ **WDCF 102.3 FM/1350 AM**
Dade City
- ◆ **WENG 107.5 FM/1530 AM**
Englewood
- ◆ **WBCN 104.3 & 99.1 FM/770 AM**
Fort Myers/Naples
- ◆ **WRUF 98.1 FM/850 AM**
Gainesville
- ◆ **WWJB 99.9 FM**
Homosassa
- ◆ **WYKB 105.3 FM**
Jacksonville
- ◆ **WYGM 96.9 FM/740 AM**
Orlando
- ◆ **WBSR 101.1 FM/1450 AM**
Pensacola
- ◆ **WSTU 1450 AM**
Port St. Lucie
- ◆ **WENG 98.1 FM**
Port Charlotte
- ◆ **WWJB 103.9 FM**
Spring Hill
- ◆ **WZHR 104.3 FM/1400 AM**
Zephyrhills



REMEMBERING DAVE WILLS

FOR 18 SEASONS, THE BOOMING, DISTINCT VOICE OF DAVE WILLS WAS SYNONYMOUS WITH RAYS BASEBALL.

Dave passed away on March 5, 2023, but his enduring legacy and influential mark on the Rays organization will be felt for years to come. His genuine joy for the game was matched only by his ability to uplift those around him, making every broadcast a shared experience of joy and camaraderie. Whether in the booth or behind the scenes, Dave's desire to make everyone feel valued created a legacy that extends far beyond the diamond. Today, we celebrate Dave not just as a broadcaster, but as a cherished colleague and friend who made the world a brighter place for those fortunate enough to meet him.



“When I think of him now, my goal is to feel happy because of the time we had together, and not be sad because he's gone. It's a challenge because I miss him so much. But it's a goal he would appreciate, because he was all about good times.”

RAYS RADIO ANNOUNCER ANDY FREED

EDUCATE & ENTERTAIN

“Dave was terrific at balancing entertainment while always respecting the game. He also taught us anything we said in the booth could be part of the entertainment. Sometimes, we told him things just to see what he would do with it. The morning of one of his last Spring Training games, I got pulled over for going over the speed limit but not fast enough on I-4. I figured it was worth sharing since I talked myself out of the ticket. His eyes lit up when I told him, and, for two innings, the left-hand loiterer became a thing. While we couldn't stop laughing, he also never lost sight of what was happening on the field. That will always be part of our booth.”

-NEIL SOLONDZ-
Rays Radio Announcer





"He just brought it. Dave really brought it, and he was a 24/7 kind of guy. And I don't mean that just because he was always up and around. It was anytime you saw him, no matter the venue, whether he was doing something for the Rays at a community event, emceeding that, obviously on the radio, on the team buses, just around the stadium. He had a glowing aura about him. He and Andy, I remember asking them once a couple of years ago, 'How do you feel?'...They said, look, even if one person is listening, we get calls, no matter how late it was when we were doing minor league stuff, that, if one person's listening, it's enough. That's the way he approached it. He was trying to make one person happy and bring some joy to somebody's night or day."

-STU STERNBERG-
Rays Principal Owner

"I know we're all going to miss that conversation, miss that smile, miss that presence. Certainly we can appreciate Dave for who he was as a friend, who he was as a broadcaster and what he meant to our community and most importantly our organization. I was spoiled in the fact that I got to spend quality time with Dave. We got to know each other very well, and I feel like he made me better as a manager, he made me better as a person and certainly with working with so many people."

-KEVIN CASH-
Rays Manager



"Early in my tenure with the Rays, I heard Dave and Andy often say, 'We're going to lead the league in fun.' Whether the Rays were winning 90+ games and making the postseason or struggling near the bottom of the standings, Dave made sure fun was being had in the Rays Radio booth. That was the culture Dave created and I know our listeners and fans felt that energy every time he turned on his mic. This was never more evident than the night of September 28, 2011: Game 162. The Rays and Yankees were in extra innings and, once Boston lost, everyone knew a Rays win catapulted us to the postseason. Soon after the Boston game went final, Dave said on the air, 'I'm ready to party! Let's go!' Evan Longoria hit the next pitch out of the park and the party was on! Dave was a Rays fan and he wanted our listeners to know he was rooting for their team, just like them."

-CHRIS MUELLER-
Director, Broadcasting





"Dave had a way of making everyone feel like family, whether you had known him for 20 years or 20 seconds. When I first joined the broadcast crew back in 2021, Dave made me feel like part of not only the Rays Radio family, but part of the Wills family as well. He was the type of guy who would make you text him when you got home from work, even if you just lived across the street. He was the kind of guy who invited you over for every holiday, just to make sure you had a place to go. He was the kind of guy who could joke about you on

air and you know it's all because, 'We kid because we care.' He was the kind of guy who could take the 'princess' nickname you gave him and turn it back on you. He was the kind of guy who would take a couple minutes during a broadcast to ensure to your parents that you were going to survive your first hurricane. Whether you were sitting next to Dave in the booth or listening to him on the radio, he made you feel like you were listening to a friend, he made you feel like family."

-BECCA CARNEY-
Coordinator, Broadcasting



**SUZYN
WALDMAN**
Yankees Radio

"We're so inundated with numbers, we've all forgotten that we're painting a picture for people that don't see the game. And Dave understood that every single way... You have to understand to whom you're speaking, and Dave was doing Rays games for Rays fans... He understood how to make people feel wonderful about themselves and about the Tampa Bay Rays."



ENRIQUE OLIU
Spanish Rays Radio

"What he meant to me was the friend, the person who encouraged, the person that would put everybody together at the table... I hope that all of us can relish and enjoy, for me, the 18 years that I had my friend, Dave Wills, next door to me."



TOM HAMILTON
Guardians Radio

"Your day was always made better when you got a big bear hug from that guy and heard that booming voice of his and that big time personality. But yet, whether you were meeting Dave for the first time or whether you were meeting him for the 99th time, Dave always made you feel like you'd been friends forever."



DON OSRILLO
Padres TV

"What I loved about Dave, was how much he loved life, how loyal a friend he was at all times. Whenever you spoke to him, it was always clear he had your back. He loved his family, and he was living his ultimate dream of doing what he loved. He loved the fans. He loved baseball. He loved the Rays."



RYAN LEFEBVRE
Royals TV

"Sometimes, us in the so-called entertainment business can be one person on the air and somebody completely different off the air... Dave and Andy are the greatest broadcast team in every sense of the word that I've ever been around in my career... They were always together and just a model for how a true team should be on the air and off the air."



JERRY HOWARTH
Former Blue Jays
Radio

"When I saw Dave Wills, my first thought was, wow, look at him! Look how contented he is. Look how happy he is doing what he's doing. It was never about Dave. It was always about Andy and then calling the game."



TROPICANA FIELD & MISC.



SCOTT AUDETTE / TAMPA BAY RAYS

TROPICANA FIELD



MATT MAY / TAMPA BAY RAYS

- Prior to the 2024 season, the WWE Royal Rumble was held on January 27, drawing a Tropicana Field-record crowd of 48,044, surpassing an Aug. 11, 1990 New Kids on the Block concert (47,150).
- In 2023, Tropicana Field added The Shortstop at the Budweiser Porch, which uses Zippin's platform for a checkout-free experience. Customers can tap or swipe a credit card in addition to the option to pay with the MLB Ballpark app. The Rays also upgraded their main and side display video boards to DigiLED Vision A10o panels. These panels have been optimized by dialing in the latency, color science and viewing angle to best suit Tropicana Field.
- Since 2005, the Rays have invested more than \$57 million in upgrades to Tropicana Field.
- In 2022, Tropicana Field introduced a new seating area just past the home dugout called The Chalk Box, featuring oversized padded seats with armrests, cupholders and side tables.
- The Rays Museum opened in the left field alcoves prior to the 2022 season. Each alcove highlights distinct features of the organization's history, including the American League Championship seasons, Devil Rays era, the franchise's most impactful players and more.
- Prior to the 2020 season, Tropicana Field transitioned to exclusive use of mobile tickets to improve ballpark security, limit fraudulent entry and reduce paper waste. Tropicana Field was also announced as the first cash-free sports venue in North America in 2019.
- In 2019, the existing field lights were replaced with energy-efficient LED lights, enhancing on-field playability and in-game entertainment.
- In 2018, the Rays partnered with Levy to overhaul the food, beverage and retail experience, including "food halls" and a renovated team store.
- Knotless safety nets were installed from the inside of the dugouts to the far ends of the dugouts in 2017 and then extended out to the ends of Sections 125 and 126 two years later.
- Between 2013-14, the Rays added 360-degree pedestrian circulation around the lower seating bowl. The improved circulation provides easier access to and from ballpark gates, concessions and activity areas throughout the facility.
- Over 2006-07, the Rays invested more than \$18 million toward ballpark improvements, including the creation of the Rays Club.
- Originally named the Florida Suncoast Dome, Tropicana Field's 1.1 million square feet include unique design features and fan amenities.
- The venue opened to the public on March 3, 1990, at a cost of \$138 million. It became the ThunderDome in 1993 with the arrival of the National Hockey League expansion franchise, the Tampa Bay Lightning. It was renamed Tropicana Field on Oct. 4, 1996, in accordance with a naming rights agreement between the Rays and Bradenton's Tropicana Dole Beverages.
- Tropicana Field is the world's only professional sports facility that features live rays. The 10,000-gallon Rays Touch Tank opened in 2006



and is located just behind the right-center field wall. There are over 20 cownose rays that fans can touch during the game through a unique partnership with The Florida Aquarium.

- ◆ Tropicana Field and Toronto's Rogers Centre both feature an artificial surface and all-dirt base paths. Only four other artificial turf ballparks have ever featured all-dirt base paths: Houston's Astrodome (1966-71), San Francisco's Candlestick Park (1971), Pittsburgh's Three Rivers Stadium (1970-72) and St. Louis' Busch Stadium (1970-76).
- ◆ The Rays installed new Shaw Sports Turf ahead of the 2024 season, the eighth surface in 26 seasons. They began play in 1998 on AstroTurf, went to a FieldTurf surface in 2000 and FieldTurf's improved product in 2007. In 2011, AstroTurf installed Game Day Grass 3D-60 H. The first of four Shaw Sports Turf surfaces was installed in advance of the 2017 season.
- ◆ Tropicana Field features the world's largest cable-supported domed roof. It is made of six acres of translucent, Teflon-coated fiberglass

and supports itself with 180 miles of cables connected by struts. Opposing forces of tension and compression keep the roof in an arc. The roof is slanted at a 6.5-degree angle, dropping from 225 feet above second base to 85 feet at the center field wall. The slanted roof reduced construction costs and decreased the volume of air under the dome by 16.8 million cubic feet, decreasing the amount of air requiring climate control. It is built to withstand winds of up to 115 miles per hour.

- ◆ Though originally built for baseball, there have been 15 other varieties of sporting events held at the venue: hockey, basketball, football, sprint car racing, gymnastics, soccer, tennis, weight lifting, wrestling, table tennis, karate, motorcycle racing, equestrian events, track and figure skating.
- ◆ In addition to the 2008 World Series, the facility was home to the 1999 NCAA Men's Basketball Final Four featuring Duke, Ohio State, Michigan State and eventual-champion Connecticut.

TROPICANA FIELD AT A GLANCE

FENCE DIMENSIONS

Left Field Line	315 ft.
Left Field Alley	370 ft.
Left-Center	410 ft.
Center Field	404 ft.
Right-Center	404 ft.
Right Field Alley	370 ft.
Right Field Line	322 ft.

FENCE HEIGHTS

Left Field Corner	4 ft., 11 in.
Left Field	11 ft., 5 in.
Center Field	9 ft., 4 in.
Right Field	11 ft., 5 in.
Right Field Corner	9 ft., 1 in.

PLAYING SURFACE

Shaw Sports Turf

ROOF HEIGHTS

Highest Point	225 ft. at 2B
Lowest Point	85 ft. at CF wall

PARKING

Approximately 5,000 on-site spaces

CAPACITY

25,025

TROPICANA FIELD TICKET PURCHASING INFO

Tickets for Rays home games are available for purchase exclusively online through raysbaseball.com and the MLB Ballpark app.

MOBILE TICKETING

Tickets for Rays home games will be accessed through the MLB Ballpark app on a mobile device. Paper tickets, including print-at-home and PDF versions, are not available or accepted. Fans are encouraged to have tickets loaded and ready on a mobile device prior to walking up to the gate. For helpful tips and instructional videos, visit raysbaseball.com/ballparkapp.

For the most up-to-date box office hours, please visit raysbaseball.com/guide.

TICKETING CUSTOMER SERVICE

1-888-FAN-RAYS



CHARLOTTE SPORTS PARK



KEVIN SABITUS / TAMPA BAY RAYS

On Sept. 20, 2006, the Rays and the Charlotte County Board of Commissioners signed a 20-year agreement for the team to conduct spring training at Charlotte Sports Park, the spring training home of the Texas Rangers from 1987-2002. Following an 18-month renovation, the park became the Rays official spring home on Feb. 25, 2009, when Tampa Bay hosted the Cincinnati Reds. The Rays went on to set the club spring training attendance record and sold out eight home games in their first season in Charlotte County. In 2014, readers of *USA Today* voted Charlotte Sports Park their favorite Spring Training destination. After a one-year hiatus, the Rays will return to the venue for 2024 Spring Training following over \$17 million of repairs necessitated by substantial damage inflicted by Hurricane Ian.

■ IMPROVEMENTS

Prior to the 2020 spring season, the Rays funded \$2.5 million in facility improvements, resulting in 27,000 square feet of new or renovated spaces primarily aimed at increasing and modernizing the amount of indoor player training space on site. Changes included a state-of-the-art training facility and climate-controlled batting cages.

■ SIZE

82 acres, including the ballpark and 5½ practice fields. The practice fields are home to minor league spring training games and the FCL Rays.

■ ARCHITECT

Populous, formerly known as HOK Sport Facilities Group, Inc. (Kansas City, Mo.)

■ FINANCING

The \$27.2 million renovation and expansion project was funded by the Charlotte County Board of Commissioners' unanimous approval (4-0) of a fifth-cent

tourism tax, a contribution from the Rays and a \$15 million grant from the Florida Sports Foundation and the State's Office of Tourism.

■ SEATING CAPACITY

The ballpark features diverse seating areas, including over 5,000 fixed seats and two berm areas and other general admission areas that can accommodate over 1,000 additional fans, all within an intimate ballpark setting. The stadium capacity is 6,823.

■ PLAYER FACILITIES

A 44,000-square-foot, two-story clubhouse building beyond right field features locker rooms for Rays major and minor league players and houses the Rays Player Development center. The nearby Athletic Performance Center opened ahead of the 2020 spring season and features 10,500 square feet of continuous training space.

■ TEAM STORE

Located just inside the entry gate behind home plate, a

2,800-square-foot team store is open daily during spring training.

■ PLAYING FIELD DIMENSIONS

Left Field Line	343 ft.
Left Field Alley	384 ft.
Center Field	414 ft.
Right Field Alley	384 ft.
Right Field Line	343 ft.

■ VIDEO BOARD

A new 15'6" by 36' HD video board from Daktronics was installed in 2017.

■ BASEBALL BOARDWALK

A 19,000-square-foot wooden concourse stretches around the outfield to provide 360-degree pedestrian circulation. It also features a full-liquor tiki bar with seating for up to 69 fans at a time.

■ GROUP SEATING

Three party areas located on the boardwalk are available to groups and can seat a total of 276 fans. Suites are also available for group purchase on a per-season or per-game basis.



SPRING TRAINING 2024

SPRING TRAINING INFO

FEBRUARY 13 - MARCH 26

HOME STADIUM

Charlotte Sports Park
Tampa Bay Rays
2300 El Jobean Road
Port Charlotte, FL 33948

REPORT DATES

Pitchers & Catchers

Tuesday, Feb. 13

Position Players

Sunday, Feb. 18

FIRST WORKOUT DATES

Pitchers & Catchers

Wednesday, Feb. 14

Position Players

Monday, Feb. 19

PHOTO DAY

Sunday, Feb. 18

HOME OPENER

Saturday, Feb. 24

The Rays return to Charlotte Sports Park following a one-year hiatus due to damage caused by Hurricane Ian, hosting 13 of their 15 home games at the venue. The Rays will travel to the Dominican Republic for the first time in franchise history on March 9-10 to take on the Red Sox at Estadio Quisqueya in Santo Domingo, marking the first major league contests in the country since 2020.

2024 SCHEDULE

DAY	DATE	OPPONENT	SITE	TV/RADIO	TIME (EST)
Sat.	Feb. 24	Atlanta	Charlotte County	W	1:05 p.m.
Sun.	Feb. 25	Detroit	Charlotte County	B/W	1:05 p.m.
Mon.	Feb. 26	@Baltimore	Sarasota		1:05 p.m.
Tues.	Feb. 27	New York-AL	Charlotte County	B/M	1:05 p.m.
Wed.	Feb. 28	@Toronto	Dunedin		1:07 p.m.
Thur.	Feb. 29	Atlanta	Charlotte County	M	1:05 p.m.
Fri.	March 1	@Pittsburgh	Bradenton		1:05 p.m.
Sat.	March 2	Boston	Charlotte County	W	1:05 p.m.
Sun.	March 3	@Minnesota	Fort Myers	W	1:05 p.m.
Mon.	March 4	Pittsburgh	Charlotte County	B/M	1:05 p.m.
Tues.	March 5	@Boston	Fort Myers		1:05 p.m.
Wed.	March 6	@New York-AL	Tampa		1:05 p.m.
Thur.	March 7	Philadelphia	Charlotte County	B/M	1:05 p.m.
Sat.	March 9	Boston	Dominican Republic	W/S	5:05 p.m.
Sun.	March 10	@Boston	Dominican Republic	W/S	1:05 p.m.
Mon.	March 11	Toronto	Charlotte County	B/M	1:05 p.m.
Tues.	March 12	@Baltimore	Sarasota		1:05 p.m.
Wed.	March 13	Minnesota	Charlotte County	B/M	1:05 p.m.
Thur.	March 14	@Atlanta	North Port		1:05 p.m.
Fri.	March 15	Baltimore	Charlotte County	B/M	1:05 p.m.
Sat.	March 16	@Minnesota	Fort Myers	W	1:05 p.m.
Sun.	March 17	@Pittsburgh	Bradenton	W	1:05 p.m.
Mon.	March 18	Atlanta	Charlotte County	B/M	1:05 p.m.
Tues.	March 19	@Boston	Fort Myers		1:05 p.m.
Thur.	March 21	@Philadelphia	Clearwater		1:05 p.m.
Fri.	March 22	Minnesota	Charlotte County	B/M	1:05 p.m.
Sat.	March 23	Baltimore	Charlotte County	B/W	1:05 p.m.
		@Atlanta	North Port		1:05 p.m.
Sun.	March 24	@Detroit	Lakeland	W	1:05 p.m.
Mon.	March 25	@Philadelphia	Clearwater		1:05 p.m.
Tues.	March 26	Detroit	Tropicana Field	M	12:35 p.m.

HOME GAMES SHADED • TELEVISION: BALLY SPORTS SUN (B)
RADIO: WDAE 95.3 FM/620 AM (W), MLB.COM (M), WQBN 106.7 FM/1300 AM (S)

ALL-TIME RESULTS

YEAR	W	L	T	ATTENDANCE
2023	15	14	1	68,361
2022	6	11	2	28,306
2021	13	15	0	14,651
2020	9	8	4	44,511
2019	13	17	2	74,023
2018	14	16	2	69,731
2017	12	16	5	81,752
2016	12	13	2	68,566
2015	15	13	2	80,406
2014	16	7	4	78,624
2013	15	17	2	90,935
2012	10	16	6	87,916
2011	15	14	2	95,859
2010	20	8	2	97,971
2009	15	16	1	103,255
2008	18	8	2	54,960
2007	10	19	2	79,044
2006	13	16	1	70,756
2005	13	16	0	61,261
2004	11	8	0	43,916
2003	8	19	3	51,324
2002	10	16	1	49,043
2001	12	15	1	57,081
2000	14	17	0	67,089
1999	14	14	1	59,230
1998	12	18	0	66,781
All-Time	335	366	48	1,744,992

ALL-TIME RECORDS

BATTING		PITCHING	
Games	29	Games	12
2009	Ray Sadler	2000	R. Hernandez
Avg. (min. 40 AB)	.460	1998	Jim Mecir
2010	Sean Rodriguez		Ramón Tatis
At-Bats	85	Games Started	7
2003	Aubrey Huff	2007	James Shields
Runs	20	2000	Esteban Yan
2010	Sean Rodriguez	Wins	3 (13x)
Hits	29	2023	Jeffrey Springs
2010	Sean Rodriguez	Losses	5
Doubles	10	2019	Tyler Glasnow
2003	Travis Lee	Saves	4
Triples	5	2006	Jason Childers
2007	Carl Crawford	2000	Jim Mecir
Home Runs	8	ERA (min. 15 IP)	0.60
2000	Herbert Perry	2021	Michael Wacha
RBI	19	2001	Paul Wilson
2001	José Guillén	Innings	29.1
Stolen Bases	12	2007	James Shields
2011	Elliot Johnson	Walks	15
		2014	Matt Moore
		Strikeouts	30
		2007	James Shields



HALL OF FAME & MUSEUM



ADDRESS
**25 Main Street,
Cooperstown, NY
13326**

PHONE
(607) 547-7200

FAX
(607) 547-0398

PUBLIC RELATIONS
(607) 547-0215

E-MAIL ADDRESS
info@baseballhall.org

WEBSITE
baseballhall.org

DAILY HOURS
9 a.m. to 5 p.m.
HOLIDAY CLOSINGS
**Thanksgiving Day,
Christmas Day
and New Year's Day**

DIRECTORY
Jane Forbes Clark
Chairman
Josh Rawitch
President

Lisa Bendino-Anderson
V.P., Museum Affairs

Sean J. Gahagan
V.P., Retail Merchandising
& Licensing

Shilpa Ketharaju
V.P. of Finance
& Administration

Ken Meifert
V.P., Sponsorship
& Development

Ryan Selzner
V.P., People
& Culture

Erik Strohl
V.P., Exhibitions
& Collections

PR CONTACTS
Jon Shestakofsky
V.P., Communications
& Education

Craig Muder
Communications Director

HALL OF FAME WEEKEND 2024 | JULY 19-22

Class of 2024: Adrian Beltré, Todd Helton, Jim Leyland, Joe Mauer

Awards: Sat., July 20, 3 p.m. ET, Alice Busch Opera Theater

Induction: Sun., July 21, 1:30 p.m. ET, Clark Sports Center

HALL OF FAME CLASSIC 2024 | MAY 24-26

East-West Classic Game and Special Events

Game: Sat., May 25, Doubleday Field. For more information, visit baseballhall.org

WAYS IN THE HALL OF FAME

Wade Boggs was the first player in team history to be inducted into the Baseball Hall of Fame. He was elected in 2005 by the Baseball Writers' Association of America. Boggs spent the final two seasons (1998-99) of his playing career in Tampa Bay. Fred McGriff was unanimously elected by the Contemporary Baseball Era Committee on December 4, 2022. He played two stints (1998-2001, 2004) with his hometown Rays. For more information, visit the "Hall of Famers" team pages at baseballhall.org.

NOTABLE RAYS ARTIFACTS IN COOPERSTOWN

- ◆ Scorecard from September 15, 2022, when the Rays used the first lineup in major league history comprised of nine players from Latin American countries.
- ◆ Spikes worn by Brett Phillips during his legendary game-winning hit in Game 4 of the 2020 World Series.
- ◆ Bat used by Randy Arozarena in Game 4 of the 2020 World Series, when he established a record for most home runs in a single postseason.
- ◆ Bat used by Mike Brosseau in Game 5 of the 2020 ALDS, when he hit a game-winning home run off Aroldis Chapman in the 8th inning.
- ◆ Scorecard from Sergio Romo's first career start on May 19, 2018 in the club's debut of the opener.
- ◆ Helmet worn by Evan Longoria on August 1, 2017 when he hit for the cycle.
- ◆ Bat used by Evan Longoria on Sep 28, 2011 to hit a Wild Card-clinching 12th-inning home run.
- ◆ Cap worn by Matt Garza and a ball from his no-hitter on July 26, 2010, the only no-hitter in Rays history.
- ◆ Spikes worn by Carl Crawford to steal a single-game record of six bases on May 3, 2009.
- ◆ Spikes worn by B.J. Upton in the 2008 World Series and the bat he used to hit 4 HR in the ALCS against the Red Sox.
- ◆ Jersey, cap, spikes and batting gloves worn by Wade Boggs on Aug 7, 1999 to record his 3,000th career hit, as well as game tickets and lineup cards.

A LOOK AHEAD TO 2025

Ballots for the 2025 Hall of Fame/BBWAA election will be distributed following the 2024 season with results from the voting scheduled to be announced in January 2025. A partial list of first-year candidates for election includes: Curtis Granderson, Félix Hernández, Dustin Pedroia, CC Sabathia, Ichiro Suzuki and Ben Zobrist. Historical information on past BBWAA elections and the election process can be accessed at baseballhall.org or by contacting the Hall of Fame Communications department.

CONNECT TO COOPERSTOWN

For up-to-the-minute news from Cooperstown, visit at baseballhall.org. Stay up-to-date on all the activity at the Hall of Fame's official site and through social networking on Facebook, Instagram, Twitter and YouTube.

If you would like to receive interesting stories and timely news items direct from the Hall of Fame and get the inside track on the latest happenings in Cooperstown, sign up for *Inside Pitch*. There's no cost to receive the weekly electronic newsletter in your email box at home or work and it's easy to enroll: Just log on to baseballhall.org/support.

If you have an interest in receiving *Around The Horn*, the Hall's monthly media newsletter, please send an e-mail to info@baseballhall.org. Be sure to include your name, name of organization and email address. Or visit baseballhall.org/media-info.

RESEARCH ASSISTANCE

The Hall of Fame is pleased to provide assistance in baseball research and members of the media are encouraged to utilize this valuable baseball resource whenever necessary by calling the Public Relations department at **(607) 547-0215**.



RAYS HALL OF FAME



T HE RAYS HALL OF FAME WAS ESTABLISHED IN 2023 IN CELEBRATION OF THE ORGANIZATION'S 25TH ANNIVERSARY SEASON.

The Rays Hall of Fame was created in order to celebrate former players, managers, coaches, broadcasters and executives who made exemplary contributions to the franchise. The inaugural class included senior advisor Don Zimmer, who spent more time with the Rays than any other organizations during his 66 seasons in professional baseball, Tampa native and Hall of Fame third baseman Wade Boggs, and star homegrown outfielder Carl Crawford. The three inaugural members were inducted during the 2023 season. The inductees are honored in Tropicana Field's Gate 1 Rotunda and in a historical alcove located in the left field concourse.

The 2024 Rays Hall of Fame class includes longtime broadcaster Dave Wills, who served as the radio voice of Rays baseball for 18 seasons, and National Baseball Hall of Famer Fred McGriff, a Tampa native who played parts of five seasons in Tampa Bay and was a member of the Devil Rays inaugural roster.



WILL VRAGOVIC / TAMPA BAY RAYS





WADE BOGGS / THIRD BASEMAN

INDUCTED **2023**

YEARS WITH RAYS **1998-99, 2001**

After 16 major league seasons with the Red Sox and Yankees that saw him collect countless accolades, including a 1996 World Series championship in the Bronx, H.B. Plant High School graduate Wade Boggs chose to return home to suit up for the majors' newest franchise, signing with the Tampa Bay Devil Rays in December 1997. Boggs brought experience, credibility and veteran leadership as the club navigated its first two seasons.

He recorded the first home run and RBI in franchise history on Opening Day in 1998. On August 7, 1999, he became the first player to join the illustrious 3,000-hit club in a Devil Rays uniform. His homer off Cleveland's Chris Haney made him the first player in major league history to record his 3,000th hit via the long ball. The location of his iconic home run remains marked by a yellow seat in Section 144 at Tropicana Field.

Throughout his career, the 12-time All-Star won five AL batting titles, eight Silver Slugger awards and a pair of Gold Gloves at third base. He was the first player to have his number retired by the Devil Rays when his No. 12 was hung in the rafters of Tropicana Field in 2000. Following his playing career, Boggs returned to Tampa Bay for a stint as the Devil Rays hitting coach during the 2001 season. He was inducted into the National Baseball Hall of Fame in 2005, becoming the first player from the Tampa Bay region to earn the honor.

“

I was very fortunate to wear many hats — that of a player, assistant general manager, a hitting coach and even, with my partner, a broadcaster with Dewayne Staats. But that hat that I will wear now that I'm most proud of, that will be the hat of a Tampa Bay Rays Hall of Famer.

WADE BOGGS

”





TAMPA BAY TIMES



CARL CRAWFORD / OUTFIELDER

INDUCTED **2023**YEARS WITH RAYS **2002-10**

Widely regarded as the organization's first homegrown star, Carl Crawford bridged the gap between the Devil Rays and Rays eras, developing from a second-round selection in 1999 into a four-time All-Star. "CC" was one of the most dynamic players in the majors during his time in Tampa Bay, pacing the AL in triples and steals four times each in addition to winning Silver Slugger and Gold Glove awards to cap his Rays tenure in 2010.

He was the first player in Rays history to earn All-Star Game MVP honors, taking home the accolade in 2009 following his iconic leaping catch at the outfield wall to prevent a potential go-ahead home run in the 7th inning. Crawford played an integral role in transitioning into the Rays era, helping the club to division titles in 2008 and 2010 in addition to a World Series run in 2008.

Crawford remains the Rays all-time leader in batting average (.296), hits (1,480), triples (105), stolen bases (409) and sacrifice hits (31). He holds club single-season records for steals (60, 2009), triples (19, 2004) and runs (110, 2010) and owns a share of the major league record with six stolen bases in one game, which he accomplished on May 3, 2009 against the Red Sox.

Tropicana Field's left-field was shortened to its current height of 4 feet, 11 inches during Crawford's Rays tenure in order to give him the opportunity to further showcase his defensive skills. "It's Carl's wall," Rays principal owner Stuart Sternberg told MLB.com on the day of Crawford's induction ceremony.

“ It was just like home, like a second home. I was 17 years old when I got drafted and came here to Tampa for the first time. Felt like I grew up here, learned a lot of stuff here, so it definitely had a special place in my heart. ”

CARL CRAWFORD





FRED McGRIFF / FIRST BASEMAN

INDUCTION DATE **Sept. 1, 2024**

YEARS WITH RAYS **1998-2001, 2004**

One of the most productive hitters in the Devil Rays era, Fred McGriff was acquired by Tampa Bay from the Atlanta Braves following 14 seasons, four All-Star selections, an All-Star Game MVP trophy, three Silver Slugger awards, six top-10 MVP finishes and a 1995 World Series title. He was also the first player in the modern era to win a home run title in both leagues, claiming the American League crown in 1989 before earning the National League title in 1992. Famously cut from Tampa's Thomas Jefferson High School baseball team as a sophomore, McGriff's hard work and perseverance led to a ninth-round selection by the Yankees in the 1981 First-Year Player Draft out of high school. Six years later, he began his big league career with the Blue Jays. The left-handed slugger served as Tampa Bay's clean-up hitter over the club's four seasons of existence before returning for a brief 27-game stint to conclude his career in 2004, hitting 99 homers and collecting 359 RBI over 577 games in a Devil Rays uniform.

McGriff is the Rays all-time leader in OPS (.864) and ranks second in both on-base percentage (.380) and slugging percentage (.484). He also sits among the club's leaders in walks (5th, 359), RBI (7th, 359), home runs (8th, 99), extra-base hits (18th, 202) and games played (10th, 577).

The Tampa native made his fifth and final All-Star Game in 2000, his last full season with the Devil Rays. McGriff was inducted into the National Baseball Hall of Fame in 2023, becoming the fourth Tampa Bay native in the Hall, along with Wade Boggs, Tony La Russa and Al Lopez. He joined Boggs as the only former Rays players to be enshrined.

“ [This] means the world to me growing up and living in Tampa Bay. This is home. It will always be my home. And I will have a connection forever with the Tampa Bay Rays. Thank you from the bottom of my heart.

FRED McGRIFF
| Tampa Bay Times |





DAVE WILLS / BROADCASTER

INDUCTION DATE **April 14, 2024**

YEARS WITH RAYS **2005-23**

For 18 seasons, the booming, distinct voice of longtime Rays radio announcer Dave Wills was synonymous with Rays baseball. Wills was behind the microphone for some of the most iconic moments in franchise history, including World Series runs in 2008 and 2020 and Game 162 against the Yankees in 2011. His infectious personality, passion for storytelling and ability to make anyone laugh made him a fan favorite and, along with partner Andy Freed, half of one of the top broadcasting duos in the majors.

Before joining the Rays, Wills spent 11 years calling games on White Sox radio broadcasts in his native Chicago after beginning his play-by-play career with the minor-league Kane County Cougars from 1991-95. He also served as the radio play-by-play voice for the University of Illinois-Chicago's men's basketball team from 1997-2005 in addition to other miscellaneous broadcast work.

Wills passed away on March 5, 2023 at the age of 58, but his impact on the Rays organization will be felt for years to come.

“

I've described him as somebody you ran towards. There are those rare people who, when you see them, you just want to be next to them and hear them. We were so fortunate, and we knew that all along. Nobody epitomized what it was like being a Ray and what it meant to be a part of this organization more than Dave Wills did.

PRINCIPAL OWNER **STUART STERNBERG**

“





DON ZIMMER / SENIOR ADVISOR

INDUCTED **2023**

YEARS WITH RAYS **2004-14**

Baseball lifer Don Zimmer was the first member of the Rays Hall of Fame, having been inducted during a pregame ceremony on April 2, 2023. He spent 66 years and parts of eight decades working in professional baseball, but his 11 years with the Rays were his most with any franchise. Of those 66 years, 56 were spent in the majors as a player, coach and manager. "Zim" reached the postseason 19 times, winning a total of six World Series championships. Zimmer, who moved to the Tampa Bay region in the late 1950s, relished the opportunity to come home and join the then-Devil Rays in 2004. He played a crucial role in the development of the organization's prospects, including Carl Crawford and Evan Longoria.

Despite working in a front office capacity with the franchise, he continued to wear a uniform each year, with his number reflecting his total years in pro baseball. He was a senior advisor with the Rays for the final 11 years of his life.

Zimmer passed away on June 4, 2014 at age 83, but his value to the organization continues to endure. His No. 66 was retired by the Rays in 2015 and the annual team MVP award still carries his name.

“
He was one of the most charismatic and iconic personalities our sport has ever seen. With a career spanning an incredible 66 years, Don was a true legend in the game.

“
RAYS PRINCIPAL OWNER STU STERNBERG
| Tampa Bay Times |



BASEBALL COMMUNICATIONS

ORGANIZATION

COACHES & STAFF

40-MAN ROSTER

NON-ROSTER INVITES

RECORDS & HISTORY

OPPONENTS

MINOR LEAGUE OPERATIONS

BROADCAST INFORMATION

TROPICANA FIELD & MISC.
Baseball Communications



JASON WALLACE

VICE PRESIDENT, COMMUNICATIONS & BASEBALL INFORMATION

Jason Wallace joined the Rays as senior director, baseball communications in March 2022 and was promoted to vice president, communications and baseball information in January 2023. In this role, he oversees the club's baseball communications efforts, including its player and media relations, and serves as a contact for local, national and international media on interview requests for uniformed personnel. Wallace joined the Rays after 11 seasons with the Memphis Grizzlies, including two as senior director of communications and publications. He has previous experience with the San Antonio Spurs and Orlando Magic, where he spent eight combined seasons. Prior to the NBA, he completed internships with the Rhein Fire of NFL Europe, Houston Texans, Triple-A Richmond Braves and the PGA Tour. Wallace earned a bachelor's degree in exercise and sport sciences with a specialization in sport management from the University of Florida. Originally from Richmond, Va., he and his wife, Katie, have two sons, Andrew and Ryan.

Antonio Spurs and Orlando Magic, where he spent eight combined seasons. Prior to the NBA, he completed internships with the Rhein Fire of NFL Europe, Houston Texans, Triple-A Richmond Braves and the PGA Tour. Wallace earned a bachelor's degree in exercise and sport sciences with a specialization in sport management from the University of Florida. Originally from Richmond, Va., he and his wife, Katie, have two sons, Andrew and Ryan.



ELVIS MARTINEZ

DIRECTOR, COMMUNICATIONS & PLAYER RELATIONS

Elvis Martinez joined the Rays in February 2023 as manager, communications and was promoted to director, communications & player relations in January 2024. He serves as a critical media relations contact within the Rays communications team. While leading baseball information efforts, he also manages player appearance requests, including both community and corporate appearances, traveling on select road trips and assisting in the management of media interview requests for players, coaches, and front office staff.

Entering his eighth season in MLB, he previously worked with the Minnesota Twins from 2018-22, first as an assistant and most recently as a coordinator of communications and Spanish interpreter. He began his career in baseball in 2017 as a baseball operations apprentice with the St. Louis Cardinals. The La Romana, Dominican Republic native graduated from the Rochester Institute of Technology with a bachelor's degree in hospitality and service management. He resides in St. Petersburg.

DID YOU KNOW?

HOW TO FIGURE BASEBALL STATISTICS

Earned Run Average: (ER*9)/IP

Earned runs multiplied by 9, then divided by innings pitched (0.1 IP=.333, 0.2 IP=.667).

Batting Average: H/AB

Hits divided by at-bats.

Slugging Percentage: TB/AB

Total bases divided by at-bats (single=1 base, double=2 bases, triple=3 bases, home run=4 bases).

Fielding Percentage: (PO+A)/(PO+A+E)

Putouts plus assists divided by total chances (putouts plus assists plus errors).

On-Base Percentage:

$$(H+BB+HBP)/(AB+BB+HBP+SF)$$

Hits plus walks plus hit-by-pitch divided by at-bats plus walks plus hit-by-pitch plus sacrifice flies.

Win-Loss Percentage

Wins divided by total games played.

Magic Numbers

Compute the number of games remaining, add one, then subtract the number of games ahead in the loss column of the standings of the closest opponent.





STERLING BRIGHT / COORDINATOR, COMMUNICATIONS

Sterling Bright enters his second season with the Rays following 18 months with the Atlanta Braves as one of their inaugural Hank Aaron Fellows. His primary duties include serving as managing editor of the Rays *Inside Pitch* game program, maintaining team archives and assisting with player relations efforts. With the Braves, he spent time with multiple departments, including communications, corporate partnerships and guest services. Prior to joining the Braves in July 2021, Bright was a reporter for MLB.com, where he covered several players, events and teams within the National League East

Division. The Atlanta, Ga. native graduated from Florida Agricultural and Mechanical University with a bachelor's degree in broadcast journalism. He resides in St. Petersburg.



JACK EIDELBERG COORDINATOR, BASEBALL INFORMATION & COMMUNICATIONS

Jack Eidelberg begins his second season with the Rays and eighth in MLB. He contributes to the production of the club's baseball information efforts, including media guides, game notes, statistical research and press releases. He previously interned in similar roles with the Milwaukee Brewers, Cincinnati Reds, Washington Nationals, Baltimore Orioles and Double-A Bowie Baysox. In these roles, he performed statistical research to produce team-related documents, including game notes, postgame notes, press releases and media

guide material. The Baltimore, Md. native graduated from the University of South Carolina with a bachelor's degree in sport management and hospitality. He resides in St. Petersburg.



ALLISON SCHUBERT / COORDINATOR, COMMUNICATIONS

Allison Schubert begins her second season with the Rays and sixth in MLB after spending the previous four years in various sports communications roles. She serves as the club's primary credential contact and assists with baseball information and player relations efforts. Prior to joining the Rays, she served in communications and media relations roles with the New York Yankees, Washington Nationals, Detroit Tigers, Pittsburgh Pirates and Pittsburgh Penguins. The Pittsburgh, Pa. native interned with Perfect Game USA in Fort Myers, Fla. while obtaining her bachelor's degree in broadcast

journalism from Point Park (Pa.) University. She resides in Clearwater.



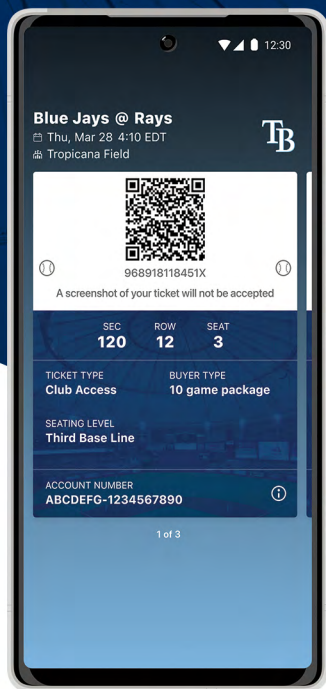
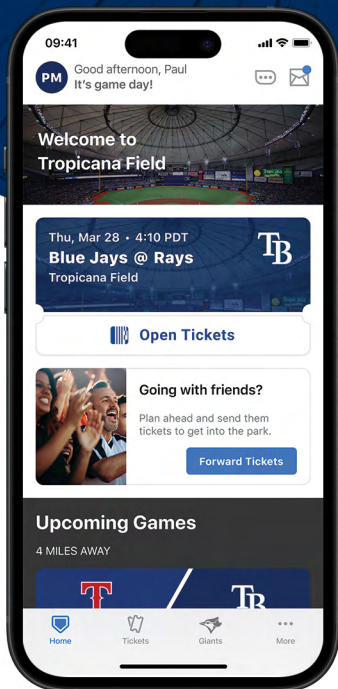
JARED TENNANT COORDINATOR, BASEBALL INFORMATION & COMMUNICATIONS

Jared Tennant enters his second season with the Rays and fourth in MLB. He contributes to the production of the club's baseball information efforts, including media guides, game notes, statistical research and press releases. Prior to joining the Rays, he interned with the Washington Nationals, spent two seasons with the Cleveland Guardians and completed internships with the Cleveland Cavaliers and Greater Cleveland Sports Commission. The Cleveland, Ohio native graduated from Cleveland State University,

where he worked as a sports information assistant in the athletic department, with bachelor's degrees in sport management and general business. He resides in St. Petersburg.



THE OFFICIAL APP OF TROPICANA FIELD



Key Features:

- Purchase, access and manage your digital tickets.
- Mobile ordering, seat upgrades, and one-of-a-kind experiences at Tropicana Field.
- Team schedule, directions and parking information, ballpark features and more.
- Check-in offers, rewards, and personalized history for ballparks visited..



2024 TAMPA BAY RAYS SCHEDULE



MARCH • APRIL

SUN	MON	TUE	WED	THU	FRI	SAT
24	25	26	27	28 TOR 4:10	29 TOR 6:50	30 TOR 4:10
31 TOR 1:40	1 TEX 6:50	2 TEX 6:50	3 TEX 1:10	4	5 COL 4:10	6 COL 8:10
7 COL 3:10	8 LAA 9:38	9 LAA 9:38	10 LAA 4:07	11	12 SF 6:50	13 SF 4:10
14 SF 1:40	15 LAA 6:50	16 LAA 6:50	17 LAA 6:50	18 LAA 1:10	19 NYY 7:05	20 NYY 1:05
21 NYY 1:35	22 DET 6:50	23 DET 6:50	24 DET 6:50	25	26 CWS 7:40	27 CWS 7:10
28 CWS 2:10	29 MIL 7:40	30 MIL 7:40				

MAY

SUN	MON	TUE	WED	THU	FRI	SAT
			1 MIL 1:10	2	3 NYM 6:50	4 NYM 7:15
5 NYM 1:40	6 CWS 6:50	7 CWS 6:50	8 CWS 6:50	9	10 NYY 6:50	11 NYY 4:10
12 NYY 1:40	13 BOS 7:10	14 BOS 7:10	15 BOS 7:10	16 BOS 7:10	17 TOR 7:07	18 TOR 3:07
19 TOR 1:37	20 BOS 6:50	21 BOS 6:50	22 BOS 6:50	23	24 KC 6:50	25 KC 4:10
26 KC 1:40	27	28 OAK 6:50	29 OAK 6:50	30 OAK 1:10	31 BAL 7:05	

JUNE

SUN	MON	TUE	WED	THU	FRI	SAT
						1 BAL 4:05
2 BAL 1:35	3	4 MIA 6:40	5 MIA 6:40	6	7 BAL 6:50	8 BAL 4:10
9 BAL 1:40	10 BAL 6:50	11 CHC 6:50	12 CHC 6:50	13 CHC 6:50	14 ATL 7:20	15 ATL 4:10
16 ATL 1:35	17	18 MIN 7:40	19 MIN 7:40	20 MIN 1:10	21 PIT 6:40	22 PIT 4:05
23 PIT 1:35	24 SEA 6:50	25 SEA 6:50	26 SEA 12:10	27	28 WSH 6:50	29 WSH 4:10
30 WSH 1:40						

JULY

SUN	MON	TUE	WED	THU	FRI	SAT
	1	2 KC 8:10	3 KC 8:10	4 KC 8:10	5 TEX 8:05	6 TEX 4:05
7 TEX 2:35	8	9 NYY 6:50	10 NYY 6:50	11 NYY 6:50	12 CLE 6:50	13 CLE 4:10
14 CLE 1:40	15	ALL-STAR BREAK Arlington, TX			19 NYY 7:05	20 NYY 1:05
21 NYY 1:35	22 NYY 1:05	23 TOR 7:07	24 TOR 7:07	25 TOR 3:07	26 CIN 6:50	27 CIN 4:10
28 CIN 1:40	29	30 MIA 6:50	31 MIA 12:10			

AUGUST

SUN	MON	TUE	WED	THU	FRI	SAT
				1	2 HOU 8:10	3 HOU 7:15
4 HOU 2:10	5	6 STL 7:45	7 STL 7:45	8 STL 7:15	9 BAL 6:50	10 BAL 7:15
11 BAL 1:40	12 HOU 6:50	13 HOU 6:50	14 HOU 6:50	15	16 ARI 6:50	17 ARI 4:10
18 ARI 1:40	19 OAK 9:40	20 OAK 9:40	21 OAK 9:40	22 OAK 3:37	23 LAD 10:10	24 LAD 9:10
25 LAD 4:10	26 SEA 9:40	27 SEA 9:40	28 SEA 4:10	29	30 SD 6:50	31 SD 4:10

SEPTEMBER

SUN	MON	TUE	WED	THU	FRI	SAT
1 SD 1:40	2 MIN 6:50	3 MIN 6:50	4 MIN 6:50	5 MIN 1:10	6 BAL 7:05	7 BAL 4:05
8 BAL 1:35	9 PHI 6:40	10 PHI 6:40	11 PHI 6:40	12 CLE 6:40	13 CLE 7:10	14 CLE 6:10
15 CLE 1:40	16	17 BOS 6:50	18 BOS 6:50	19 BOS 6:50	20 TOR 6:50	21 TOR 4:10
22 TOR 1:40	23	24 DET 6:40	25 DET 6:40	26 DET 1:10	27 BOS 7:10	28 BOS 4:10
29 BOS 3:05	30					

Listen to the Rays on WDAE 95.3 FM/620 AM

HOME GAME AWAY GAME

(Schedule subject to change)